

DRŽAVNI ZAVOD ZA STATISTIKU  
REPUBLIKE HRVATSKE  
CROATIAN BUREAU OF STATISTICS

# International Migrants Day

On 18 December, 1990, UN General Assembly adopted the Convention on the Protection of Migrant Workers and Members of their Families and in 2000, by the decision of the United Nations, declared that day the International Migrants Day. It is celebrated around the world in intergovernmental and non-government organizations by disseminating information on human rights and fundamental political freedoms of migrants in order to exchange experiences and to design actions to ensure the protection of migrants.

According to Eurostat, 3.8 million people immigrated in 2014 in one of the EU-28 countries, while at least 2.8 million migrants have left the European Union.<sup>1</sup>

A combination of economic, political or social factors of the migrant's country of origin (*push*-factors) and in the destination country (*pull*-factors) directly influences migration. Historically, the relative economic prosperity and political stability of the EU influenced the *pull*-factor.

In 2013, member states of the UN officially recognized the role of migration in development and called for further cooperation in order to overcome the challenges of irregular migration. The then UN Secretary-General Ban Ki-moon said on this occasion: "Migration is the expression of human aspirations for dignity, security and a better future. It is a part of the social fabric, but also a part of our improvement as a human family."<sup>2</sup>


## ***Continued negative net migration in 2015.***

Last year, slightly less than 30 thousand people emigrated from Croatia, while just over 11 thousand people emigrated into Croatia. Net migration with foreign countries was negative and stood at -17 945. Net migration was last positive in 2008 , when it stood at 7053, and only a year later it stood at -1 472. The largest jump in net migration between individual years was recorded in 2014, when the difference between the number of immigrants and emigrants more than doubled from the year before.

---

<sup>1</sup> Source: Eurostat, Migration and migrant population statistics, [http://ec.europa.eu/eurostat/statistics-explained/index.php/Migration\\_and\\_migrant\\_population\\_statistics](http://ec.europa.eu/eurostat/statistics-explained/index.php/Migration_and_migrant_population_statistics)

<sup>2</sup> Source: UN, <http://www.un.org/sustainabledevelopment/events/international-migrants-day/>

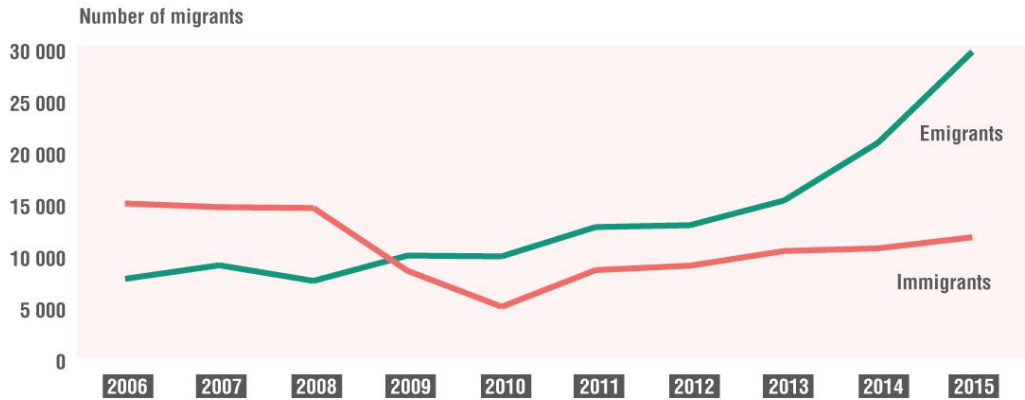


DRŽAVNI ZAVOD ZA STATISTIKU  
REPUBLIKE HRVATSKE  
CROATIAN BUREAU OF STATISTICS

## Net migration of population of Republic of Croatia with foreign countries, 2006 – 2015



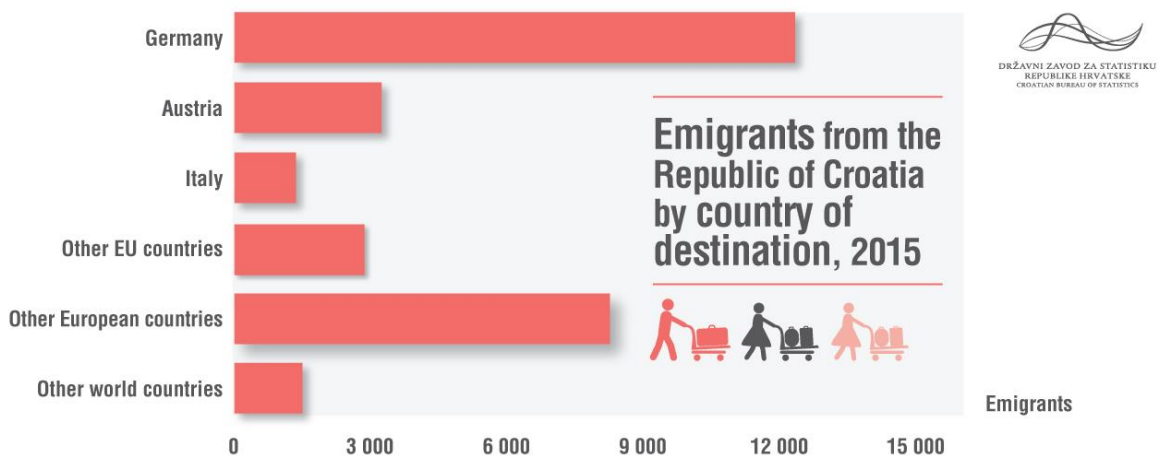
DRŽAVNI ZAVOD ZA STATISTIKU  
REPUBLIKE HRVATSKE  
CROATIAN BUREAU OF STATISTICS




Among emigrants, most were Croatian citizens, 95.3%, while only 4.6% were foreigners. If we consider the number of emigrants from Croatia in 2015 by counties, most were from the City of Zagreb with 17.0% of the total number of emigrants, followed by Primorje-Gorski kotar County with 8.6% and the County of Zagreb with 7.7%.

### *Men in their thirties are leaving the country*

In 2015, most people emigrated to Germany, 41.6% of them, which was a popular destination in 2014 as well, when 38.2% of people emigrated there, replacing Bosnia and Herzegovina and Serbia, which were the primary destinations in the previous years.





DRŽAVNI ZAVOD ZA STATISTIKU  
REPUBLIKE HRVATSKE  
CROATIAN BUREAU OF STATISTICS

With regard to sex, although men made up a larger share of emigrants (53.7%) than women (46.3%), the difference is not great. The largest share in the age structure of male emigrants were men in their thirties, and among female emigrants, women in their late twenties and thirties had the largest share.

### ***The City of Zagreb again had the most immigrants***

Of the total of 11 706 immigrants to Croatia, there were 55.4% Croatian citizens from abroad and 44.5% foreigners that emigrated to Croatia. Most of them, 32.5%, arrived from Bosnia and Herzegovina.

The neighboring countries had the highest percentage of immigrants in previous years, mostly men. The total number of immigrants from abroad, as well as in the number of emigrants, the share of men was again higher (55.9%).

Of the total number of immigrants, most of them settled in the City of Zagreb (23.6%), followed by Split-Dalmatia County, (15.6%) and Istria (9.2%).

### ***Young people are migrating within Croatia***

In 2015, a total of 75 927 people changed their place of usual residence within Croatia. Most of them (44.0%) migrated between counties and less between the cities and municipalities of the same county (37.2%). The largest number of migrated population was aged 20-39 (47.4%), majority being women, whose share in the total number of migrated population was 54.9%. The City of Zagreb continues the trend from previous years and has a positive inter-county net migration, that is, a higher number of immigrants than emigrants (4 420 persons). Vukovar-Srijem County has a negative net migration between counties (-1 179 people), as well as Slavonski Brod-Posavina (-983 persons).