

8. NEZAPOSLENOST I ZAPOSŁJAVANJE

METODOLOŠKA OBJAŠNENJA

Izvori i metode prikupljanja podataka

Podaci o nezaposlenosti i zapošljavanju preuzeti su od Hrvatskog zavoda za zapošljavanje.

Podaci o nezaposlenosti i zapošljavanju temelje se na evidencijama koje prema zakonskim propisima vodi Hrvatski zavod za zapošljavanje. Pritom se pod nezaposlenom osobom smatra osoba koja je prijavljena Hrvatskom zavodu za zapošljavanje.

Evidencija o takvoj osobi počinje se voditi na dan prijavljivanja Hrvatskom zavodu za zapošljavanje, a prestaje se voditi kad se osoba zaposli, odjavi, briše iz evidencije (na osnovi zakonskih propisa) i u slučaju smrti. Instrumentarij za vođenje evidencije i prikupljanje podataka o nezaposlenim osobama jesu Radni listovi, koje popunjava nezaposlena osoba prilikom prijave na Zavod i ostalih aktivnosti.

Evidencija o potrebama za radnicima vodi se na osnovi Prijave potrebe za radnikom, koju poslodavac dostavlja Hrvatskom zavodu za zapošljavanje.

Navedene su evidencije izvor statističkih podataka o nezaposlenosti, zapošljavanju i slobodnim radnim mjestima. Statistički su izvještaji rezultat redovitih mjesečnih, tromjesečnih, polugodišnjih i godišnjih obrada podataka.

Podaci o broju nezaposlenih osoba prikazuju se sa stanjem posljednjeg dana u mjesecu. Godišnji prosjek izračunan je kao aritmetička sredina mjesečnih stanja u danoj godini.

Serije podataka – od siječnja 2004. krenulo se s novom serijom podataka, tj. s prikazom registrirane nezaposlenosti prema razini obrazovanja prema metodologiji Nacionalne standardne klasifikacije obrazovanja (NSKO) (NN, br. 105/01.), koja omogućuje međunarodnu usporedivost podataka o obrazovanju. Pritom se napustila dosadašnja klasifikacija prema razini stručne spreme (NKV, PKV, NSS, KV, VKV, SSS, VSS, VSS).

Definicije

Nezaposlenom osobom, prema Zakonu o posredovanju pri zapošljavanju i pravima za vrijeme nezaposlenosti (NN, br. 32 od 28. ožujka 2002. i br. 114 od 19. srpnja 2003.), smatra se osoba sposobna ili djelomično sposobna za rad koja je evidentirana u Hrvatskom zavodu za zapošljavanje kao nezaposlena osoba u dobi od 15 do 65 godina, nije u radnom odnosu i redovito se prijavljuje te ako:

- ne ostvari mjesečni primitak od pružanja usluga prema posebnim propisima ili ne ostvari mjesečni primitak odnosno dohodak od druge samostalne djelatnosti prema propisima o porezu na dohodak koji je veći od najvišeg iznosa novčane naknade određenoga člankom 35. ovog zakona
- nema registrirano trgovačko društvo ili drugu pravnu osobu odnosno nema većinski udio u trgovačkom društvu ili drugoj pravnoj osobi
- nema registrirani obrt, slobodno zanimanje ili djelatnost poljoprivrede i šumarstva
- nije osigurana kao poljoprivrednik prema propisima o mirovinskom osiguranju
- nije korisnik mirovine, osim korisnika mirovine koji ostvari pravo na invalidsku mirovinu na osnovi profesionalne nesposobnosti za rad
- nije redoviti učenik ili student
- aktivno traži posao i raspoloživa je za rad.

Novoprijavljeni radi zaposlenja osobe su koje su se prijavile Hrvatskom zavodu za zapošljavanje kao nezaposlene osobe u određenom razdoblju.

Zaposleni s evidencije Hrvatskog zavoda za zapošljavanje jesu osobe koje su se u određenom vremenskom razdoblju zaposlile u zemlji ili inozemstvu, a bile su prijavljene Hrvatskom zavodu za zapošljavanje kao nezaposlene osobe.

UNEMPLOYMENT AND EMPLOYMENT

NOTES ON METHODOLOGY

Sources and methods of data collection

Data on unemployment and employment are obtained from the Croatian Employment Service.

Data on unemployment and employment are based on the registers kept by the Croatian Employment Service according to the current regulations. Unemployed person is considered a person registered with the Croatian Employment Service.

Unemployed person enters the register on the day of reporting to the Croatian Employment Service and is cleared from it when employed, unregistered, cleared from the records out of legal reasons or dead. Data collection and keeping of records on unemployed persons are based on the Working Sheets of the unemployed filled in by the unemployed person at registry with the Service and other activities.

Records on the need for employees are kept on the basis of Labour Force Claims put to the Croatian Employment Service by enterprises or individual entrepreneurs.

The above said records are the source of statistical data on unemployment, employment and available working posts. Statistical reports result from the regular monthly, quarterly, half-year and annual data processing.

Data on unemployed persons are presented with the situation as on the last day of the month. Annual average is calculated as an arithmetic mean of monthly figures in a given year.

Data series – Since January 2004, a new data series has been started, that is, a presentation of registered unemployment by educational levels according to the methodology defined in the National Standard Classification of Education (NSKO) (NN, No. 105/01), which provides for the international comparability of data on education. In that process, the earlier classification by the level of professional attainment (unskilled, semi-skilled, basic school education, skilled, highly skilled, secondary school education, non-university college degree, university degree) has been abandoned.

Definitions

Unemployed person, according to the Employment Mediation Act and Unemployment Rights (NN, No. 32 of 28 March 2002 and No. 114 of 19 July 2003) is a person between 15 and 65 years of age, fully or partly capable of working, registered with the Croatian Employment Service as an unemployed person, having no regular job and reporting regularly, who is not in employment and under the following conditions:

- he/she hasn't made monthly earnings for providing a service in accordance with special regulations or gained income from other private activity in accordance with the income tax regulations, the amount of which is not higher than the highest amount of unemployment benefit established by Article 35 of the Act,
- he/she is not the owner or the majority co-owner of a share in a trading company or other legal entity,
- he/she is not the owner of a registered craft, free lance, farming or forestry business,
- he/she is not a private insured person in agriculture according to the pension regulations,
- he/she is not a pensioner (the disability pension beneficiaries due to professional disablement are excluded),
- he/she is not a regular pupil or student,
- he/she is active job seeker and available for employment.

Newly registered unemployed persons are persons who have registered with the Croatian Employment Service as unemployed persons within a certain period of time.

Persons employed from the Croatian Employment Service are those who were registered with the Croatian Employment Service as unemployed persons for a certain period of time after which they got employed in the country or abroad.

Brisani s evidencije Hrvatskog zavoda za zapošljavanje osobe su koje u određenom razdoblju izlaze iz evidencije nezaposlenih zbog drugih razloga osim zaposlenja.

Prema članku 11. Zakona o posredovanju pri zapošljavanju i pravima za vrijeme nezaposlenosti, osoba se briše iz evidencije, odnosno evidenciju o nezaposlenosti osobi Zavod prestaje voditi ako ta osoba:

- zasnjuje radni odnos
- ostvari mjesečni primitak odnosno dohodak od druge samostalne djelatnosti prema propisima o porezu na dohodak koji je veći od najvišeg iznosa novčane naknade određenoga člankom 35. ovog zakona
- obavlja posao bez potvrde ili ugovora odnosno rješenja na osnovi kojeg radi
- registrira trgovačko društvo ili drugu pravnu osobu odnosno stekne većinski udio u trgovačkom društvu ili drugoj pravnoj osobi
- registrira obrt, slobodno zanimanje ili djelatnost poljoprivrede i šumarstva
- postane poljoprivredni osiguranik prema propisima o mirovinskom osiguranju
- ispunji uvjete za prijevremenu starosnu mirovinu ili starosnu mirovinu odnosno ostvari obiteljsku mirovinu ili ostvari invalidsku mirovinu zbog opće nesposobnosti za rad
- postane redoviti učenik ili student
- nastupi na odsluženje vojnog roka
- nastupi na izdržavanje kazne zatvora duže od 6 mjeseci
- navršiti 65 godina života, ako ispunjava uvjete za mirovinu prema bilo kojoj osnovi
- bude uključena u program obrazovanja od strane Zavoda do isteka tog programa
- odbije se uključiti u obrazovanje na istom stupnju stručne spreme koje je organizirao i snosi troškove Zavod radi povećanja njene mogućnosti zapošljavanja ili ako bez opravdanog razloga prekine odnosno ne završi obrazovanje
- ne javi se Zavodu u dva uzastopna mjeseca, a ne obavijesti Zavod o opravdanim razlozima nejavljanja
- ne ispunjava uvjete o aktivnom traženju posla i raspoloživosti za rad u skladu s člankom 8. spomenutog Zakona
- odjavi se s evidencije
- ne prihvati ponuđeno zaposlenje u okviru stečene stručne spreme i radnog iskustva ili svojim postupanjem prouzroči odbijanje zaposlenja od strane poslodavca u skladu s odredbama članka 11. stavak 2. spomenutog Zakona.

Osobe koje prvi put traže zaposlenje one su nezaposlene osobe koje nisu bile u radnom odnosu.

Broj nezaposlenih osoba po djelatnostima odnosi se na one nezaposlene osobe koje su prije prijavlivanja Hrvatskom zavodu za zapošljavanje bile zaposlene u određenim djelatnostima prikazanim prema NKD-u 2002. Pritom se kao kriterij uzima posljednje zaposlenje.

Korisnici novčane naknade one su nezaposlene osobe koje za vrijeme nezaposlenosti primaju novčanu naknadu.

Prema odredbama Zakona o posredovanju pri zapošljavanju i pravima za vrijeme nezaposlenosti, pravo na novčanu naknadu stječe nezaposlena osoba koja u trenutku prestanka radnog odnosa ima najmanje 9 mjeseci rada u posljednja 24 mjeseca te ako se prijavi Zavodu i podnese zahtjev u roku 30 dana od dana prestanka radnog odnosa.

Pravo na novčanu naknadu ostvaruje i nezaposleni hrvatski branitelj prema Zakonu o pravima hrvatskih branitelja iz Domovinskog rata i članova njihovih obitelji (NN, br. 108/96., 94/01.).

Slobodna radna mjesta odnosno potrebe za radnicima poslodavci prijavljuju Hrvatskom zavodu za zapošljavanje. Prijavljene potrebe objavljuju se u biltenima slobodnih radnih mjesta i na internetskoj stranici Hrvatskog zavoda za zapošljavanje (www.hzz.hr). Broj slobodnih radnih mjesta ukupan je broj prijavljenih slobodnih radnih mjesta tijekom godine, a godišnji prosjek izračunan je kao aritmetička sredina mjesečnih podataka u pojedinoj godini.

Persons deleted from the Croatian Employment Service Register are those who are, after a certain period of time, cleared from the records of unemployed persons for the reasons other than employment.

According to Article 11 of the Employment Mediation Act and Unemployment Rights, a person is deleted from the Register of the Croatian Employment Service and no records are being kept on such a person any more in cases of:

- signing a work contract,
- making a monthly earning from providing services in accordance with the special regulations or income from other private activity in accordance with the income tax regulations, the amount of which is higher than the highest amount of unemployment benefit established by Article 35 of the Act,
- performing a job without a contract, a business permit or job licence required for performing that job
- being an owner or majority co-owner of a share in a trading company or other legal entity,
- being an owner of a registered craft, free lance, farming or forestry business,
- becoming a private agricultural insured person according to the pension regulations,
- meeting the requirements for early, old-age or family retirement or becoming a disability pension beneficiary due to complete professional disablement,
- being or becoming a regular pupil or student,
- being called up for military service,
- being sentenced to prison for longer than 6 months,
- reaching the age of 65, if conditions for retirement are fulfilled at any level,
- being included by the Croatian Employment Service in the education programme until it ends,
- refusing to participate in an adequate training programme regarding one's professional attainment, which is organised and financed by the Croatian Employment Service and aimed at improving one's employability. The same is valid in cases of unjustified stopping or not finishing one's training obligations,
- failure to report over two consecutive months at the Croatian Employment Service without providing an acceptable explanation,
- not meeting the requirements of active job search and availability for work according to Article 8 of the above Act,
- cancelling one's registration,
- rejecting the offered job at one's adequate occupation level and work experience or due to one's own conduct causes the withdrawal of a vacancy in accordance with the provisions of Article 11, Paragraph 2 of the above Act.

Persons seeking for job for the first time are unemployed persons who have never been employed before.

Number of unemployed persons by activity refers to persons who, before getting registered with the Croatian Employment Service, were employed in respective activities according to the NKD 2002. They are classified according to the latest employment.

Recipients of unemployment benefit are unemployed persons who, while unemployed, receive unemployment benefit.

According to the provisions of the Employment Mediation Act and Unemployment Rights, the right to unemployment benefit is granted to unemployed person who has, at the time of termination of work, worked at least for 9 months in the period of last 24 months and if he or she register with the Croatian Employment Service and submit a request within 30 days of the termination of work

Entitled to unemployment benefit are also unemployed Croatian war veterans according to the Rights of the Veterans of the War for Independence and Their Families Act (NN, Nos. 108/96 and 94/01).

Vacancies, that is, the need for workers, are registered with the Croatian Employment Service by employers. Reported vacancies are published in vacancy bulletins as well as on the Croatian Employment Service web site (www.hzz.hr). The number of vacancies is the total number of reported vacancies during a year, and the annual average was calculated as an arithmetic mean of monthly data in a particular year.

8-1. NEZAPOSLENOST I SLOBODNA RADNA MJESTA
UNEMPLOYMENT AND REPORTED VACANCIES

	Novoprijavljeni radi zaposlenja <i>Newly registered unemployed persons</i>	Zaposleni s evidencije Hrvatskog zavoda za zapošljavanje <i>Persons employed from Croatian Employment Service</i>	Brisani iz evidencije iz drugih razloga osim zaposlenja <i>Deleted from Register for reasons other than employment</i>	Prosječan broj nezaposlenih osoba <i>Average registered unemployed persons</i>				Prosječan broj prijavljenih slobodnih radnih mjesta <i>Average number of vacancies reported</i>
				ukupno <i>Total</i>	žene <i>Women</i>	prvi put traže zaposlenje <i>Seeking first job</i>	korisnici novčane naknade <i>Unemployment benefit recipients</i>	
1996.	203 405	93 200	90 012	261 022	129 556	87 604	52 912	10 341
1997.	219 180	101 903	99 420	277 691	137 284	89 313	55 171	10 472
1998.	221 436	109 237	96 588	287 762	149 309	90 456	44 779	10 958
1999.	249 029	105 692	104 338	321 866	169 140	94 647	54 257	11 221
2000.	261 906	118 032	107 060	357 872	188 502	100 762	63 396	12 349
2001.	280 998	147 460	116 941	380 195	203 405	104 157	70 369	16 915
2002.	259 073	165 566	122 486	389 741	212 987	101 127	80 795	14 513
2003.	231 860	145 211	134 127	329 799	189 721	81 446	67 977	10 871
2004.	245 409	138 580	107 936	309 875	180 847	74 152	70 467	9 729
2005.	232 064	140 890	100 900	308 738	180 796	71 591	72 802	9 214

Izvor: Hrvatski zavod za zapošljavanje
Source: Croatian Employment Service

8-2. PROSJEČAN BROJ NEZAPOSLENIH OSOBA PREMA STRUČNOJ SPREMI I SPOLU¹⁾
AVERAGE NUMBER OF UNEMPLOYED PERSONS, BY PROFESSIONAL ATTAINMENT AND SEX¹⁾

	Ukupno <i>Total</i>		NKV <i>Unskilled</i>		PKV, NSS <i>Semi-skilled, basic school education</i>		KV, VKV <i>Skilled, highly skilled</i>		SSS <i>Secondary school education</i>		VŠS <i>Non-university college degree</i>		VSS <i>University degree</i>	
	ukupno <i>Total</i>	žene <i>Women</i>	ukupno <i>Total</i>	žene <i>Women</i>	ukupno <i>Total</i>	žene <i>Women</i>	ukupno <i>Total</i>	žene <i>Women</i>	ukupno <i>Total</i>	žene <i>Women</i>	ukupno <i>Total</i>	žene <i>Women</i>	ukupno <i>Total</i>	žene <i>Women</i>
1996.	261 022	129 556	55 333	27 785	38 165	18 329	91 210	35 867	58 734	38 161	7 761	3 892	9 820	5 522
1997.	277 691	137 284	60 889	30 094	39 774	19 108	95 751	37 795	62 904	40 582	8 231	4 065	10 143	5 641
1998.	287 762	149 309	63 164	33 489	40 480	20 709	98 089	40 879	67 054	44 028	8 548	4 271	10 427	5 932
1999.	321 866	169 140	66 965	36 397	45 187	23 261	111 748	47 037	75 802	50 235	9 837	5 005	12 327	7 205
2000.	357 872	188 502	70 074	38 104	52 436	26 996	124 386	52 534	85 517	56 583	11 238	5 880	14 221	8 405
2001.	380 195	203 405	71 120	39 530	59 310	30 644	130 484	56 609	92 211	61 096	12 063	6 570	15 007	8 956
2002.	389 741	212 987	72 598	41 081	64 977	33 860	130 941	59 191	94 052	62 939	12 333	6 970	14 840	8 946
2003.	329 799	189 721	60 707	36 089	59 551	32 688	108 735	53 381	78 683	54 195	10 315	6 111	11 808	7 257

1) Vidi Metodološka objašnjenja.

1) See Notes of Methodology.

Izvor: Hrvatski zavod za zapošljavanje
Source: Croatian Employment Service

8-3. PROSJEČAN BROJ NEZAPOSLENIH OSOBA PREMA RAZINI OBRAZOVANJA PREMA NSKO-u I SPOLU¹⁾
AVERAGE NUMBER OF UNEMPLOYED PERSONS, BY LEVEL OF PROFESSIONAL ATTAINMENT, ACCORDING TO NSKO AND BY SEX¹⁾

	Ukupno <i>Total</i>		Bez škole i nezavršena osnovna škola <i>Without schooling and uncompleted basic school (ISCED 1 level)</i>		Osnovna škola <i>Basic school (ISCED 2 level)</i>		SŠ za zanimanja do 3 god. i škola za KV i VKV radnike <i>Secondary vocational school lasting up to 3 years and school for skilled and highly skilled workers (ISCED 3C level)</i>		SŠ za zanimanja u trajanju od 4 i više godina i gimnazija <i>Secondary vocational school lasting 4 or more years and grammar school (ISCED 3A level)</i>		Viša škola, I. stupanj fakulteta i stručni studij <i>Non-university education and professional study (ISCED 5B level)</i>		Fakulteti, akademije, magisterij, doktorat <i>Faculties, academies, Master's degree (ISCED 5A level), Doctor's degree (ISCED 6 level)</i>	
	ukupno <i>Total</i>	žene <i>Women</i>	ukupno <i>Total</i>	žene <i>Women</i>	ukupno <i>Total</i>	žene <i>Women</i>	ukupno <i>Total</i>	žene <i>Women</i>	ukupno <i>Total</i>	žene <i>Women</i>	ukupno <i>Total</i>	žene <i>Women</i>	ukupno <i>Total</i>	žene <i>Women</i>
2004.	309 875	180 847	20 989	11 285	71 001	42 418	124 213	63 589	73 172	50 820	8 474	5 383	12 026	7 352
2005.	308 738	180 796	19 679	10 594	71 240	42 793	120 930	62 026	75 867	52 065	9 001	5 794	12 021	7 524

1) Vidi Metodološka objašnjenja.

1) See Notes of Methodology.

Izvor: Hrvatski zavod za zapošljavanje
Source: Croatian Employment Service

8-4. NEZAPOSLENE OSOBE PRIJAVLJENE HRVATSKOM ZAVODU ZA ZAPOSŁJAVANJE, STANJE 31. PROSINCA
UNEMPLOYED PERSONS REGISTERED WITH CROATIAN EMPLOYMENT SERVICE, SITUATION AS ON 31 DECEMBER

	1996.	1997.	1998.	1999.	2000.	2001.	2002.	2003.	2004.	2005.
Ukupno/Total	269 263	287 120	302 731	341 730	378 544	395 141	366 162	318 684	317 577	307 851
Prema spolu <i>By sex</i>										
Žene/Women	134 978	145 776	158 920	180 129	200 652	214 716	206 105	186 281	185 073	182 421
Muškarci/Men	134 285	141 344	143 811	161 601	177 892	180 425	160 057	132 403	132 504	125 430
Prema starosti <i>By age</i>										
15 – 19 godina ¹⁾ 15 – 19 years ¹⁾	20 670	21 273	35 433	36 883	35 594	34 092	25 617	19 947	19 662	17 853
20 – 24 ¹⁾	67 043	69 923	58 706	67 165	73 355	74 284	61 802	48 883	48 346	44 627
25 – 29	44 981	45 176	45 868	51 171	55 183	55 989	49 661	40 679	40 935	38 982
30 – 39	69 269	73 172	76 195	83 911	90 642	92 942	86 440	72 479	69 656	64 740
40 – 49	47 407	53 948	58 972	68 766	80 619	86 592	85 322	77 038	74 586	71 530
50 i više godina 50 years and over	19 893	23 628	27 557	33 834	43 151	51 242	57 320	59 658	64 392	70 119
Prema stručnoj spremi <i>By professional attainment</i>										
NKV Unskilled	55 955	62 320	64 563	67 170	72 460	71 701	66 259	58 939	-2)	-2)
PKV i NSS Semi-skilled and basic school education	38 000	39 522	41 893	48 482	55 750	62 807	63 709	56 957	-2)	-2)
KV i VKV Skilled, highly skilled	94 727	99 112	104 992	119 819	131 882	135 952	121 718	105 728	-2)	-2)
SSS Secondary school education	62 522	67 554	71 266	82 263	91 866	96 996	89 204	76 087	-2)	-2)
VŠS Non-university college degree	8 001	8 323	8 889	10 604	11 754	12 432	11 604	9 891	-2)	-2)
VSS University degree	10 058	10 289	11 128	13 392	14 812	15 253	13 668	11 082	-2)	-2)
Prema radnom stažu <i>By seniority</i>										
Bez radnog staža Without work experience	90 003	93 660	93 138	99 323	105 126	106 847	91 963	76 791	74 496	69 638
Staž do 1 godine Less than 1 year	33 611	37 566	39 981	42 693	46 094	47 990	43 181	35 446	34 371	33 071
1 – 2	19 767	21 199	24 040	29 080	31 509	32 269	29 318	24 609	25 494	24 965
2 – 3	12 271	13 725	15 068	17 677	19 449	20 257	18 299	15 520	16 377	16 011
3 – 5	16 033	17 883	20 050	23 899	26 900	28 512	26 036	22 042	22 340	21 826
5 – 10	29 401	29 960	31 117	35 304	38 837	40 926	39 308	34 075	34 353	33 216
10 – 20	43 747	45 451	47 696	53 896	59 442	60 454	56 779	48 455	46 164	44 495
20 – 30	21 126	23 688	26 960	33 617	42 053	46 085	47 433	45 952	46 577	46 208
30 i više godina 30 years and over	3 304	3 988	4 681	6 241	9 134	11 801	13 845	15 794	17 405	18 421
Prema trajanju nezaposlenosti <i>By duration of unemployment</i>										
Do 1 mjeseca Less than 1 month	13 067	14 648	17 925	19 234	15 500	24 022	14 465	16 476	17 619	16 109
1 – 2	14 460	18 918	19 696	20 995	26 149	24 287	17 881	22 719	22 529	20 843
2 – 3	17 831	20 785	20 131	21 472	24 665	24 852	17 402	21 077	20 158	19 728
3 – 4	19 346	22 137	22 295	23 056	24 893	25 453	17 391	18 521	18 481	16 073
4 – 5	9 331	10 530	12 284	12 828	13 593	12 790	11 194	9 687	11 306	9 347
5 – 6	11 234	10 838	13 358	15 921	16 583	15 748	14 008	9 237	11 627	10 080
6 – 7	9 007	9 508	9 340	10 888	11 830	12 228	11 727	8 590	7 337	7 138
7 – 8	6 635	5 972	7 015	8 978	8 850	9 914	8 322	6 021	6 307	5 591
8 – 9	5 132	5 049	6 202	8 646	7 941	7 209	6 200	4 485	5 591	5 523
9 – 10	6 865	9 353	6 658	8 111	9 438	8 365	7 244	5 128	5 342	5 225
10 – 11	7 970	9 334	6 994	8 520	9 591	10 197	9 859	5 330	6 412	5 521
11 – 12 mjeseci 11 – 12 months	10 176	9 282	8 278	11 212	10 810	10 862	13 851	6 104	8 432	8 259
1 – 2 godine 1 – 2 years	49 329	56 351	60 566	67 717	76 522	75 522	75 787	51 454	48 841	49 554
2 – 3 godine 2 – 3 years	26 230	26 605	31 582	36 548	42 175	43 768	43 892	39 817	30 788	29 771
Više od 3 godine Over 3 years	62 650	57 810	60 407	67 604	80 004	89 924	96 939	94 038	96 807	99 089

1) Prva dva dobna razreda nisu usporediva. Do 1997. prvi razred obuhvaćao je osobe do 18 godina, a drugi od 19 do 24 godine, a od 1998. u prvi razred uvrštene su osobe do 19, a u drugi od 20 do 24 godine.

2) Vidi Metodološka objašnjenja.

1) The first two age groups cannot be compared. Until 1997, the first group included persons up to 18, while the second group included persons from 19 to 24 years of age. Since 1998 the first group have included persons up to 19 years of age, while the second group have included persons from 20 – 24 years of age.

2) See Notes of Methodology.

Izvor: Hrvatski zavod za zapošljavanje
Source: Croatian Employment Service

8-5. NEZAPOSLENE OSOBE PRIJAVLJENE HRVATSKOM ZAVODU ZA ZAPOSŁJAVANJE, STANJE 31. PROSINCA, PREMA RAZINI OBRAZOVANJA PREMA NSKO-U¹⁾
UNEMPLOYED PERSONS REGISTERED WITH CROATIAN EMPLOYMENT SERVICE, SITUATION AS ON 31 DECEMBER, BY LEVEL OF PROFESSIONAL ATTAINMENT, ACCORDING TO NSKO¹⁾

Razine obrazovanja prema NSKO-u	Nezaposlene osobe <i>Unemployed persons</i>		NSKO levels of education
	2004.	2005.	
Ukupno	317 577	307 851	<i>Total</i>
Bez škole i nezavršena osnovna škola	20 262	19 501	<i>Without schooling and uncompleted basic school (ISCED 1 level)</i>
Osnovna škola	70 946	71 910	<i>Basic school (ISCED 2 level)</i>
SŠ za zanimanja do 3 god. i škola za KV i VKV radnike	128 524	117 680	<i>Secondary vocational school lasting up to 3 years and school for skilled and highly skilled workers (ISCED 3C level)</i>
SŠ za zanimanja u trajanju od 4 i više godina i gimnazija	76 750	77 328	<i>Secondary vocational school lasting 4 or more years and grammar school (ISCED 3A level)</i>
Viša škola, I. stupanj fakulteta i stručni studij	8 660	9 189	<i>Non-university education and professional study (ISCED 5B level)</i>
Fakulteti, akademije, magisterij, doktorat	12 435	12 243	<i>Faculties, academies, Master's degree (ISCED 5A level), Doctor's degree (ISCED 6 level)</i>

1) Vidi Metodološka objašnjenja.

1) See Notes of Methodology.

Izvor: Hrvatski zavod za zapošljavanje
Source: Croatian Employment Service

8-6. NEZAPOSLENE OSOBE PREMA NKD-U 2002. I RADNOM ISKUSTVU, STANJE 31. PROSINCA
UNEMPLOYED PERSONS, BY NKD 2002. AND WORKING EXPERIENCE, SITUATION AS ON 31 DECEMBER

	2001.		2002.		2003.		2004.		2005.		
	ukupno <i>Total</i>	žene <i>Women</i>	ukupno <i>Total</i>	žene <i>Women</i>	ukupno <i>Total</i>	žene <i>Women</i>	ukupno <i>Total</i>	žene <i>Women</i>	ukupno <i>Total</i>	žene <i>Women</i>	
Ukupno	288 294	157 970	274 199	154 851	241 893	141 684	243 081	141 142	238 213	140 563	<i>Total</i>
A Poljoprivreda, lov i šumarstvo	12 103	4 807	12 211	4 905	11 650	4 858	12 176	5 283	12 001	5 271	<i>A Agriculture, hunting and forestry</i>
B Ribarstvo	529	119	567	163	512	178	527	171	513	193	<i>B Fishing</i>
C Rudarstvo i vađenje	995	212	837	181	629	138	651	129	653	143	<i>C Mining and quarrying</i>
D Prerađivačka industrija	75 717	39 372	74 191	40 018	66 038	37 311	64 093	36 020	61 196	34 898	<i>D Manufacturing</i>
E Opskrba električnom energijom, plinom i vodom	1 289	287	1 226	244	978	215	951	205	915	184	<i>E Electricity, gas and water supply</i>
F Građevinarstvo	28 506	3 986	24 614	3 976	20 230	3 653	21 395	3 630	20 483	3 930	<i>F Construction</i>
G Trgovina na veliko i na malo; popravak motornih vozila i motocikla te predmeta za osobnu uporabu i kućanstvo	55 112	36 436	53 600	35 221	48 222	31 898	49 689	32 299	49 008	32 161	<i>G Wholesale and retail trade; repair of motor vehicles, motorcycles and personal and household goods</i>
H Hoteli i restorani	41 900	29 497	35 457	25 863	30 513	22 649	30 524	22 418	30 529	22 564	<i>H Hotels and restaurants</i>
I Prijevoz, skladištenje i veze	11 487	3 270	10 264	3 301	8 890	3 275	8 996	3 446	9 498	3 573	<i>I Transport, storage and communication</i>
J Financijsko posredovanje	3 028	2 252	2 626	1 947	2 531	1 880	2 437	1 806	2 238	1 658	<i>J Financial intermediation</i>
K Poslovanje nekretninama, iznajmljivanje i poslovne usluge	12 653	7 183	12 009	7 067	10 500	6 243	11 104	6 409	11 619	6 909	<i>K Real estate, renting and business activities</i>
L Javna uprava i obrana; obvezno socijalno osiguranje	7 652	3 239	7 687	3 027	5 979	2 444	4 981	2 198	4 834	2 296	<i>L Public administration and defence; compulsory social security</i>
M Obrazovanje	6 045	5 056	5 706	4 771	4 783	4 040	4 625	3 860	4 696	3 945	<i>M Education</i>
N Zdravstvena zaštita i socijalna skrb	6 755	5 496	6 018	4 899	4 781	3 926	4 730	3 829	4 561	3 702	<i>N Health and social work</i>
O Ostale društvene, socijalne i osobne uslužne djelatnosti	13 151	7 111	14 160	8 196	13 691	8 653	13 805	8 628	13 160	8 315	<i>O Other community, social and personal service activities</i>
P Privatna kućanstva sa zaposlenim osobljem	10 902	9 434	12 650	10 888	11 716	10 197	12 191	10 702	12 104	10 712	<i>P Private households with employed persons</i>
Q Izvanteritorijalne organizacije i tijela	470	214	376	184	250	126	206	109	205	109	<i>Q Extra-territorial organizations and bodies</i>
Prvi put traže zaposlenje	106 847	56 745	91 963	51 254	76 791	44 597	74 496	43 931	69 638	41 858	<i>Seeking first job</i>

Izvor: Hrvatski zavod za zapošljavanje
Source: Croatian Employment Service

8-7. NEZAPOSLENE INVALIDNE OSOBE, STANJE 31. PROSINCA
UNEMPLOYED DISABLED PERSONS, SITUATION AS ON 31 DECEMBER

	Ukupno <i>Total</i>	Invalidi Domovinskog rata <i>Disabled Veterans of War for Independence</i>	Vojni invalidi <i>Disabled veterans</i>	Kategorizirane osobe <i>Categorised persons</i>	Invalidi rada <i>Disabled workers</i>	Ostali invalidi <i>Other disabled persons</i>
1996.	7 716	918	203	2 526	554	3 515
1997.	7 946	930	193	2 642	590	3 591
1998.	8 104	861	191	2 951	519	3 582
1999.	8 497	921	179	3 297	382	3 718
2000.	9 109	870	188	3 579	386	4 086
2001.	9 209	762	189	3 617	370	4 271
2002.	8 376	666	177	3 360	330	3 843
2003.	7 684	536	156	3 136	328	3 528
2004.	7 322	489	170	3 224	344	3 095
2005.	5 892	512	142	3 656	355	1 227

Izvor: Hrvatski zavod za zapošljavanje
Source: Croatian Employment Service

8-8. PROSJEČAN BROJ KORISNIKA NOVČANE NAKNADE¹⁾
 AVERAGE NUMBER OF UNEMPLOYMENT BENEFIT RECIPIENTS¹⁾

	Ukupno Total	Postotak žena % Women	NKV Unskilled	PKV, NSS Semi-skilled, basic school education	KV, VKV Skilled, highly skilled	SSS Secondary school education	VŠS Non-university college degree	VSS University degree
1996.	52 912	27,9	10 804	10 056	19 496	9 649	1 426	1 482
1997.	55 171	33,6	11 502	10 426	19 729	10 155	1 633	1 726
1998.	44 779	48,0	7 649	8 262	12 263	9 508	1 472	1 625
1999.	54 257	53,3	7 344	10 398	20 044	12 428	1 964	2 081
2000.	63 396	55,3	7 341	12 990	23 578	14 763	2 309	2 415
2001.	70 369	57,7	7 967	14 482	26 568	16 238	2 529	2 585
2002.	80 795	54,4	10 249	17 183	30 460	17 618	2 743	2 542
2003.	67 977	59,1	8 973	15 124	25 373	14 473	2 144	1 890

1) Vidi Metodološka objašnjenja.

1) See Notes of Methodology.

 Izvor: Hrvatski zavod za zapošljavanje
 Source: Croatian Employment Service

8-9. PROSJEČAN BROJ KORISNIKA NOVČANE NAKNADE PREMA RAZINI OBRAZOVANJA PREMA NSKO-u¹⁾
 AVERAGE NUMBER OF UNEMPLOYMENT BENEFIT RECIPIENTS, BY LEVEL OF PROFESSIONAL ATTAINMENT ACCORDING TO NSKO¹⁾

	Ukupno Total		Bez škole i nezavršena osnovna škola Without schooling and uncompleted basic school (ISCED 1 level)		Osnovna škola Basic school (ISCED 2 level)		SŠ za zanimanja do 3 god. i škola za KV i VKV radnike Secondary vocational school lasting up to 3 years and school for skilled and highly skilled workers (ISCED 3C level)		SŠ za zanimanja u trajanju od 4 i više godina i gimnazija Secondary vocational school lasting 4 or more years and grammar school (ISCED 3A level)		Viša škola, I. stupanj fakulteta i stručni studij Non-university education and professional study (ISCED 5B level)		Fakulteti, akademije, magisterij, doktorat Master's degree (ISCED 5A level), Doctor's degree (ISCED 6 level)	
	ukupno Total	žene Women	ukupno Total	žene Women	ukupno Total	žene Women	ukupno Total	žene Women	ukupno Total	žene Women	ukupno Total	žene Women	ukupno Total	žene Women
2004.	70 467	42 386	3 611	1 713	15 255	9 848	32 096	17 390	15 200	10 876	1 953	1 211	2 352	1 348
2005.	72 802	43 035	3 426	1 634	15 090	9 643	32 859	17 363	16 885	11 702	2 106	1 264	2 436	1 429

1) Vidi Metodološka objašnjenja.

1) See Notes of Methodology.

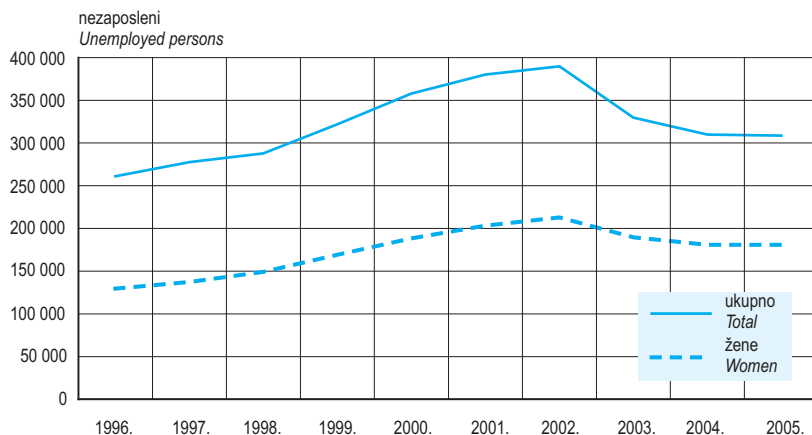
 Izvor: Hrvatski zavod za zapošljavanje
 Source: Croatian Employment Service

8-10. PRIJAVLJENA SLOBODNA RADNA MJESTA PREMA NKD-u 2002.
 REPORTED VACANCIES, BY NKD 2002.

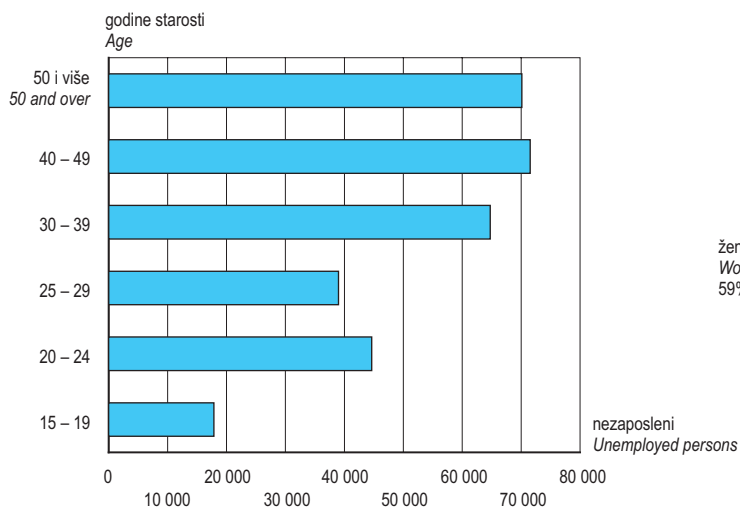
	2001.	2002.	2003.	2004.	2005.	
Ukupno	202 983	174 150	130 453	116 744	110 569	Total
A Poljoprivreda, lov i šumarstvo	6 369	6 509	6 330	5 152	5 205	A Agriculture, hunting and forestry
B Ribarstvo	490	434	153	223	123	B Fishing
C Rudarstvo i vađenje	630	388	185	147	205	C Mining and quarrying
D Prerađivačka industrija	43 380	35 664	24 655	21 811	22 897	D Manufacturing
E Opskrba električnom energijom, plinom i vodom	1 116	699	627	426	376	E Electricity, gas and water supply
F Građevinarstvo	19 660	18 757	13 700	11 657	11 986	F Construction
G Trgovina na veliko i na malo; popravak motornih vozila i motocikla te predmeta za osobnu uporabu i kućanstvo	41 098	35 349	25 042	21 721	19 631	G Wholesale and retail trade; repair of motor vehicles, motorcycles and personal and household goods
H Hoteli i restorani	31 035	25 774	16 359	14 882	15 780	H Hotels and restaurants
I Prijevoz, skladištenje i veze	6 563	5 904	4 483	3 844	3 590	I Transport, storage and communication
J Financijsko posredovanje	3 248	2 838	1 416	1 525	1 592	J Financial intermediation
K Poslovanje nekretninama, iznajmljivanje i poslovne usluge	11 602	9 726	7 482	7 389	7 642	K Real estate, renting and business activities
L Javna uprava i obrana; obvezno socijalno osiguranje	5 141	2 679	2 718	2 482	2 535	L Public administration and defence; compulsory social security
M Obrazovanje	16 261	15 850	16 337	15 515	10 099	M Education
N Zdravstvena zaštita i socijalna skrb	6 553	5 754	5 693	4 824	4 692	N Health and social work
O Ostale društvene, socijalne i osobne uslužne djelatnosti	9 283	7 530	5 144	5 066	4 157	O Other community, social and personal service activities
P Privatna kućanstva sa zaposlenim osobijem	399	226	98	53	48	P Private households with employed persons
Q Izvanteritorijalne organizacije i tijela	155	69	31	27	11	Q Extra-territorial organizations and bodies

 Izvor: Hrvatski zavod za zapošljavanje
 Source: Croatian Employment Service

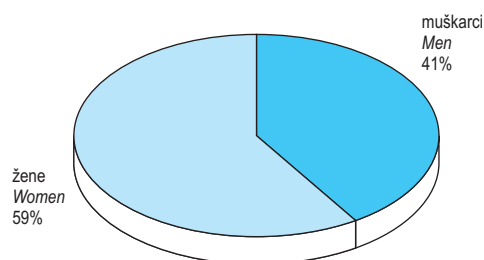
G 8-1. PROSJEČAN BROJ NEZAPOSLENIH OSOBA OD 1996. DO 2005.
AVERAGE NUMBER OF UNEMPLOYED PERSONS, 1996 - 2005



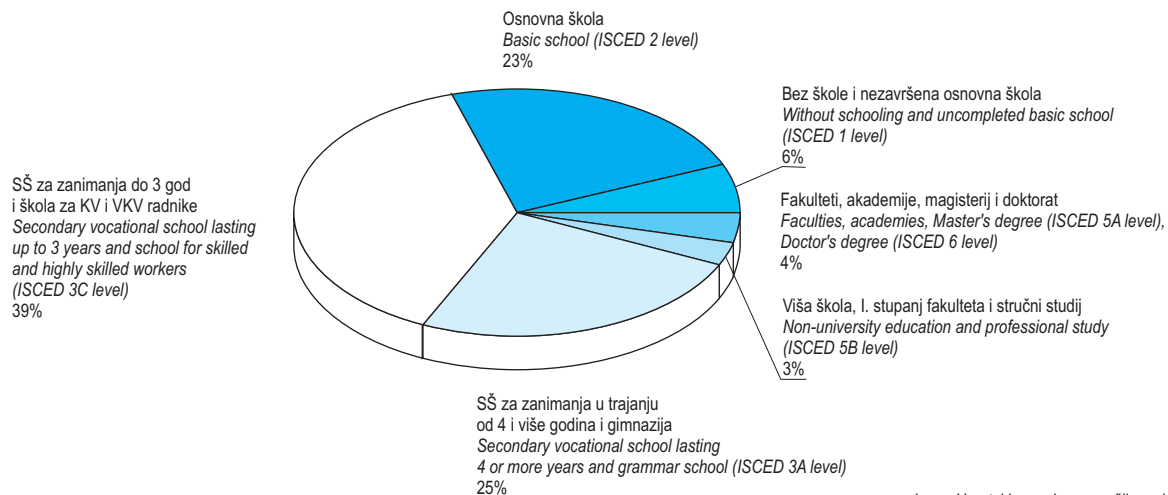
G 8-2. NEZAPOSLENE OSOBE PREMA STAROSTI, STANJE 31. PROSINCA 2005.
UNEMPLOYED PERSONS BY AGE, SITUATION AS ON 31 DECEMBER 2005



G 8-3. NEZAPOSLENE OSOBE PREMA SPOLU, STANJE 31. PROSINCA 2005.
UNEMPLOYED PERSONS BY SEX, SITUATION AS ON 31 DECEMBER 2005

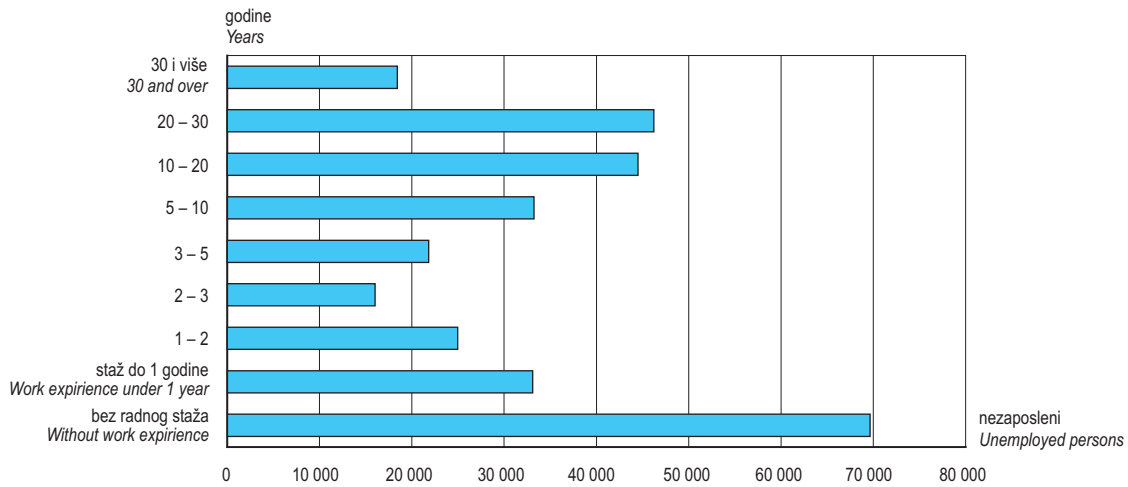


G 8-4. NEZAPOSLENE OSOBE PREMA RAZINI OBRAZOVANJA, STANJE 31. PROSINCA 2005.
UNEMPLOYED PERSONS, BY PROFESSIONAL ATTAINMENT, SITUATION AS ON 31 DECEMBER 2005

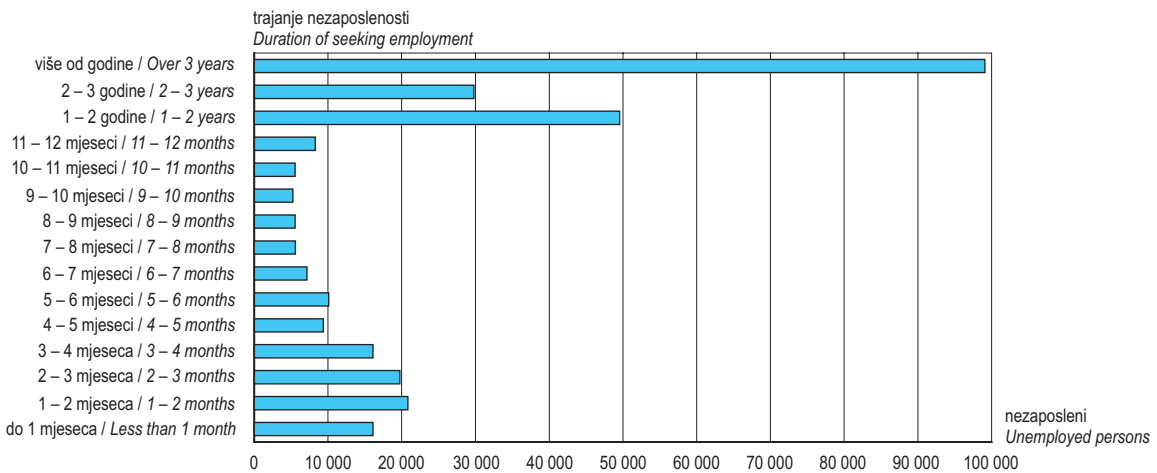


Izvor: Hrvatski zavod za zapošljavanje
Source: Croatian Employment Service

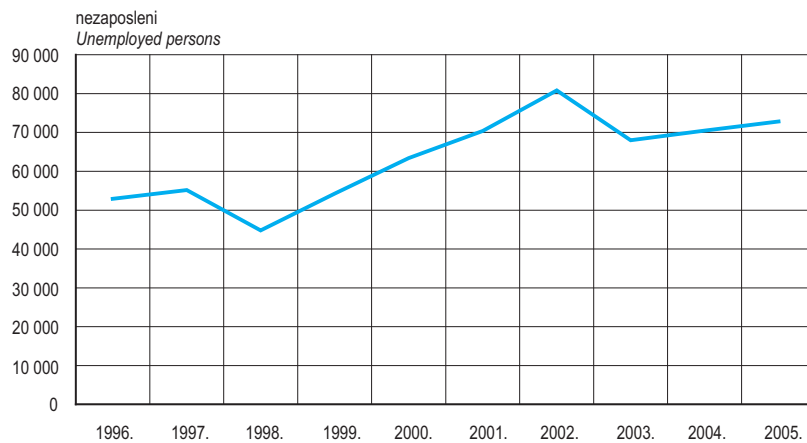
G 8-5. NEZAPOSLENE OSOBE PREMA RADNOM STAŽU, STANJE 31. PROSINCA 2005.
UNEMPLOYED PERSONS, BY SENIORITY, SITUATION AS ON 31 DECEMBER 2005



G 8-6. NEZAPOSLENE OSOBE PREMA TRAJANJU NEZAPOSLENOSTI, STANJE 31. PROSINCA 2005.
UNEMPLOYED PERSONS, BY DURATION OF UNEMPLOYMENT, SITUATION AS ON 31 DECEMBER 2005



G 8-7. PROSJEČAN BROJ NEZAPOSLENIH OSOBA – KORISNIKA NOVČANE NAKNADE OD 1996. DO 2005.
AVERAGE NUMBER OF UNEMPLOYED PERSONS – UNEMPLOYMENT BENEFIT RECIPIENTS, 1996 - 2005



Izvor: Hrvatski zavod za zapošljavanje
Source: Croatian Employment Service