

## 12. INVESTICIJE

### METODOLOŠKA OBJAŠNENJA

#### Izvori i metode prikupljanja podataka

Podaci o ostvarenim i isplaćenim investicijama pravnih osoba prikupljaju se Godišnjim izvještajem o investicijama u dugotrajnu imovinu (INV-P) od poduzeća i drugih organizacija u zemlji ako su neposredni investitori. Obrazac INV-P od 1996. djelomično je promijenjen u odnosu na prošle godine zbog prilagodbe međunarodnim statističkim standardima i metodologijama, tj. sustavu nacionalnih računa UN-a (System of National Accounts – SNA 1993).

Investicije privatnog sektora bez pravnih osoba (investicije fizičkih osoba) procjenjuju se u Državnom zavodu za statistiku na razini Republike Hrvatske.

#### Obuhvat i usporedivost

Cilj ovog istraživanja je, unutar sustava nacionalnih računa, omogućiti izračun bruto domaćeg proizvoda prema potrošnoj metodi, odrediti udio bruto investicija u BDP-u, izraditi izračun kapitalnog računa itd. Međutim, napominjemo da se podaci, iako se ovim istraživanjem dobiva najveći dio podataka za te izračune, ne mogu izravno koristiti za izračun udjela investicija u BDP-u jer ne sadrže investicije fizičkih osoba (privatnog sektora bez pravnih osoba), vrijednost promjena zaliha i još neke obračune koje treba izvesti za taj izračun.

Godišnje istraživanje o investicijama Državni zavod za statistiku provodi od 1967. Do 1992. obuhvat je bio potpun za sve pravne osobe u državnom (društvenom) vlasništvu. Promjenama u gospodarstvu, privatizacijom poduzeća i osnivanjem mnogih privatnih pravnih osoba, njihov je broj prešao 200 000 te je onemogućeno uspješno praćenje investicijske aktivnosti svih pravnih osoba.

Od 1993. do 1995. Državni zavod za statistiku tim je istraživanjem obuhvaćao, na osnovi podataka Zavoda za platni promet (ZAP-a), najveće investitore u Hrvatskoj, preko čijih se računa ostvarilo oko 95% svih isplata za investicije (dirigirani uzorak).

Kako bismo povećali kakvoću podataka, taj smo dirigirani uzorak za 1996. proširili, a za 1997. i 1998. obuhvatili smo cjelokupno područje L – Javna uprava i obrana; obvezno socijalno osiguranje, zatim sve velike i srednje velike poduzetnike, prema podacima ZAP-a, i sve ostale pravne osobe koje su prema podacima ZAP-a imale isplate za investicije. Svi su podaci iskazani u tekućim cijenama.

Uzorak su od 1999. do 2004. obuhvaćene, prema podacima tromjesečnih statističkih izvještaja pravnih osoba za razdoblje I. – IX. 1999. – 2004., koje provodi Zavod za platni promet odnosno Financijska agencija (Fina), sljedeće pravne osobe:

- banke i štedionice
- osiguravajuća društva
- neprofitne organizacije koje su imale investicije veće od 100 000 kuna (od 2004.)
- proračunski korisnici
- veliki poduzetnici
- srednje veliki poduzetnici
- mali poduzetnici koji su imali investicije veće od 50 000 kuna (u 1999.), 100 000 kuna (u 2000. i 2001.), 150 000 kuna (u 2002.) i 200 000 kuna (u 2003. i 2004.)

Budući da su u prijašnjim godinama (od 1976.) jedinice promatranja bile razvrstane u djelatnosti na osnovi Jedinstvene klasifikacije djelatnosti (JKD-a), podaci po djelatnostima usporedivi su samo s onima od 1996. nadalje (obrade objavljene prema NKD-u).

Od 2003. podaci se prikupljaju i objavljuju prema NKD-u 2002. i na toj razini objavljivanja (odjeljak) potpuno su usporedivi s podacima iz ranijih godina obrađenih prema NKD-u.

U tablici 12–1. prikazane su investicije privatnog sektora bez pravnih osoba (investicije fizičkih osoba) prema procjeni Državnog zavoda za statistiku i ostvarene investicije pravnih osoba u državnom i privatnom vlasništvu.

## GROSS FIXED CAPITAL FORMATION (GROSS INVESTMENT)

### NOTES ON METHODOLOGY

#### Sources and methods of data collecting

Data on the gross fixed capital formation in fixed assets and their payments in legal entities are collected on a separate annual report on gross fixed capital formation in fixed assets (INV-P form) filled in by enterprises and other organisations in the country, if direct investors. Since 1996, the INV-P form has been partly changed if compared to previous years, in order to be adapted to the international statistical standards and methodologies, that is, to the System of National Accounts – SNA 1993.

Gross fixed capital formation in private sector excluding legal entities (investments of natural persons) is estimated in the Central Bureau of Statistics at the level of the Republic of Croatia.

#### Coverage and comparability

The aim of this survey is to enable, within the system of national accounts, the calculation of the gross domestic product according to the consumption method, the establishment of the share of gross fixed capital formation in the GDP, the calculation of capital account, etc. However, it is to be noted that, although most of the data are provided by this survey, they cannot be used directly for calculating the share of gross fixed capital formation in the GDP, since they do not include gross fixed capital formation of natural persons (of the private sector without legal entities), the value of changes in stocks and some other statements necessary for this computation.

The Central Bureau of Statistics annual has carried out the survey on the gross fixed capital formation since 1967. Until 1992, the coverage of all legal entities in state (public) ownership was full. After changes that happened in economy, privatisation of enterprises and establishment of a lot of new private legal entities, their number exceeded 200 000, which made a successful monitoring of capital formation of all legal entities impossible.

In the period from 1993 to 1995, the Central Bureau of Statistics, on the basis of data provided by the Institute for Payment Transactions, covered by this survey the largest investors in Croatia, through the accounts of which 95% of total gross fixed capital formation payments were made (directed sample).

In order to achieve a higher data quality, this directed sample was enlarged in 1996, while in 1997 and 1998 the whole section L – Public administration and defence; compulsory social security. Furthermore, all large and medium-sized enterprises were included according to the Institute for Payment Transactions data as well as all other legal entities that, according to the data of the Institute for Payment Transactions, had gross fixed capital payments. All data are expressed at current prices.

In the period from 1999 to 2003, the sample covered the following legal entities, according to data of quarterly statistical reports of legal entities for the period from January to September, 1999 – 2004, conducted by the Institute for Payment Transactions, that is, the Financial Agency (FINA):

- banks and savings banks
- insurance institutes
- non-profit organisations whose gross fixed capital exceeded 100 000 kuna (since 2004)
- budget beneficiaries
- large enterprises
- medium-sized enterprises
- small enterprises whose gross fixed capital exceeded 50 000 kuna (in 1999), 100 000 kuna (in 2000 and 2001), 150 000 kuna (in 2002) and 200 000 kuna (in 2003 and 2004).

As in earlier years (since 1976) observation units were classified into activities according to the Uniform Classification of Economic Activities (UCEA), data by activities published in this Yearbook are comparable only with those for 1996 and further on (processing published on the basis of the NKD 2002.).

Since 2003 data 2003 were collected and published according to the NKD 2002. and, at this level (division), are fully comparable to data from previous years that have been processed according to the NKD 2002.

Table 12–1. presents gross fixed capital formation in the private sector excluding legal entities (investments of natural persons), according to the estimates of the Central Bureau of Statistics, and gross fixed capital formation by legal entities in state and private ownership.

## INVESTICIJE GROSS FIXED CAPITAL FORMATION (GROSS INVESTMENT)

Ostvarene investicije privatnog sektora bez pravnih osoba (fizičkih osoba) rezultat su procjene Državnog zavoda za statistiku i obuhvaćaju ulaganja u stambenu gradnju građana, investicije u obrtništvu, slobodnim zanimanjima i individualnoj poljoprivredi.

U ostalim tablicama prikazani su podaci za pravne osobe u državnom i privatnom vlasništvu.

Razvrstavanje podataka po područjima obavljeno je prema dvama osnovnim načelima:

- prema lokaciji i prema djelatnosti namjene investicijskog objekta (samo za novu dugotrajnu imovinu) – načelo čiste djelatnosti i teritorija
- prema sjedištu i osnovnoj djelatnosti investitora – organizacijsko načelo.

### Definicije

**Investicijama u dugotrajnu imovinu** smatraju se nabave poduzeća i drugih organizacija radi dobivanja nove imovine, povećanja vrijednosti ili zamjene postojeće dugotrajne imovine (stambene zgrade, ostale zgrade i građevine, oprema i uređaji trajnijeg karaktera, pošumljavanje i podizanje dugogodišnjih nasada, patenti, licencije, softver itd.). Nabavljena investicijska dobra mogu biti nova ili rabljena, kupljena od drugih u zemlji i inozemstvu. Dugotrajna imovina može također biti stečena trampom, primljena kao kapitalni transfer u naturi ili proizvedena u vlastitoj režiji. Obuhvaćaju se sve vrste ulaganja u nove kapacitete te ulaganja za proširenje, rekonstrukciju i modernizaciju postojećih ili zamjenu zastarjelih, istrošenih ili slučajnom štetom uništenih kapaciteta. Ne obuhvaća se redovito i tekuće održavanje i popravci dugotrajne imovine, ulaganja u kratkotrajnu imovinu (obrotna sredstva), usluge istraživanja i razvoja, usavršavanja (obrazovanja) osoba, istraživanje tržišta, vojno oružje za razaranje i oprema koja je potrebna za njegovo odašiljanje.

**Isplata za investicije** smatraju se novčana ulaganja u godini u kojoj su isplate stvarno izvršene bez obzira na vrijeme gradnje ili nabave dugotrajne imovine.

**Ostvarene investicije** obuhvaćaju vrijednost fizički realizirane gradnje, izrade ili nabave dugotrajne imovine tijekom godine bez obzira na to jesu li završene i je li i kada izvršena njihova isplata.

Podaci o **ostvarenim investicijama u novu dugotrajnu imovinu** odnose se na onaj dio dugotrajne imovine koji je nabavljen neposredno od izvođača građevinskih radova odnosno proizvođača opreme ili proizveden u vlastitoj režiji, odnosno ona investicijska dobra koja još nisu bila predmet kupoprodaje između neposrednih korisnika tih dobara. Uključuje se i rabljena oprema nabavljena u inozemstvu jer izravno utječe na porast nacionalnog bogatstva u zemlji. U nabavu nove dugotrajne imovine razvrstane su i investicije u veća poboljšanja postojeće dugotrajne imovine, a nije uključena vrijednost otkupa zemljišta.

**Investicije u nove kapacitete** ulaganja su u gradnju novih samostalnih organizacija, novih pogona ili drugih samostalnih organizacijskih jedinica u sastavu postojećih poduzeća u kojima će se obavljati djelatnost koja kod njih nije bila zastupljena; u gradnju novih prometnica; ulaganja u dugogodišnje nasade i osnovno stado; u nabavu brodova i zrakoplova; u gradnju objekata društvenog standarda.

**Investicije za proširenje, rekonstrukciju i modernizaciju** jesu ulaganja u postojeće kapacitete radi povećanja obujma, izmjene asortimana, tehnologije i tehnike proizvodnje ili obavljanja usluga. Ta ulaganja obuhvaćaju preuređenje ili proširenje postojećih objekata, opreme i uređaja te podizanje ili nabavu dugotrajne imovine u sastavu postojeće organizacijske jedinice.

**Investicije za zamjenu i održavanje razine postojećih kapaciteta** ulaganja su radi zamjene, intenzifikacije i racionalizacije proizvodnje, ali bez proširenja raspoloživih kapaciteta i bitnijih izmjena u postojećoj tehnologiji ili tehnici proizvodnje ili obavljanja usluga.

U **investicije za građevinske objekte** ubraja se i vrijednost opreme koja je

*The gross fixed capital formation in private sector excluding legal entities (natural persons) was estimated by the Central Bureau of Statistics and includes the gross fixed capital formation in housing development of citizens as well as the gross fixed capital formation in crafts and trades, free lances and private farming.*

*Other tables show data on legal entities in state and private ownership.*

*The data are presented according to the two basic principles, as follows:*

- by location and activity of operating units for which capital formation is actually intended (only for new fixed assets) – pure activity and territory principle*
- by a headquarter and principal activity of investor – organisational principle.*

### Definitions

**Gross fixed capital formation in fixed assets** includes provisions of enterprises and other organisations (legal entities) aimed at getting new fixed assets, increasing the value or replacing already existing fixed assets (residential buildings, other buildings and edifices, permanent equipment and installations, afforestation and planting of long-standing plantations, patents, licenses, software, etc.). Provided capital formation assets can be new, used, both in the country and abroad. Fixed assets can also be obtained by barter, as a capital transfer in kind or self-produced. Included are all kinds of capital formation in new capacities, in enlargement, reconstruction and modernisation of already existing or substitution of outworn, worn off or not deliberately damaged capacities. It does not include regular and current maintenance and repair of fixed assets, capital formation in current assets, research and development services, staff training services, market research, military war weapons and launching equipment.

**Payments for gross fixed capital formation** are monetary investments in the year in which the payments were actually made, irrespective of the time of construction or purchase of fixed assets.

**Gross fixed capital formation** represents the value of physically materialised construction, produced or procured fixed assets throughout a year, irrespective of whether they were finished or whether or when the payment was executed.

**Data on realised gross fixed capital formation in new fixed assets** relate to the part of fixed assets that has been purchased directly from the contractor or producer of the equipment, or self-produced. This relates to gross fixed capital formation assets still out of buying and selling transactions among users. It also includes existing assets purchased abroad since it directly influences country's affluence. Provision of new fixed assets includes also gross fixed assets for major improvement of the existing fixed assets, and excludes land purchase value.

**Gross fixed capital formation in new capacities** comprises expenditures on building up of new independent organisations, new operational units or other independent organisational units within the existing enterprises, the activity of which will be different from the one previously practiced there; building up of new roads; investing in planting of long-standing plantations and breeding stock; purchase of vessels and airplanes; building up of social standard assets.

**Gross fixed capital formation for enlargement, reconstruction and renovation** are investments in already existing capacities, in order to enlarge the scope, change the range, technology and technique of production or service provision. These expenditures include renovation or enlargement of the existing constructions, equipment and devices, as well as the construction or procurement of fixed assets within the existing organisational unit.

**Gross fixed capital formation for the change and keeping of existing equipment** on the same level are expenditures in order to change, intensify and rationalise production, without expending existing capacities or making more considerable changes in the current production technology or technique, or provision of services.

ugrađena u građevinske objekte (dizala, uređaji za centralno grijanje i sl.) i projekti za njih.

**Investicijama u opremu** obuhvaćaju se i troškovi montaže, prijevoza, carine i osiguranja.

**Investicijama u ostalo** prikazuju se ulaganja u osnovno stado, pošumljavanje, dugogodišnje nasade, rudarska (mineralna) istraživanja, softver, patentna prava i licencije, veća poboljšanja zemljišta, otkup zemljišta i sl.

**Gross fixed capital formation for construction works** includes the value of equipment built-in into constructions (lifts, central heating installations etc.) and related projects.

**Gross fixed capital formation for equipment** includes all expenses for fitting, transportation, custom duties and insurance.

**Gross fixed capital formation for other assets** covers investments in breeding stock, afforestation, long-standing plantations, mining (mineral) research, software, intellectual property and licenses, more significant land improvement, land purchase, etc.

## STATISTIČKE PUBLIKACIJE

### Statistička izvješća

55 R; 79 R,O; 105 R,O; 129 R,O; 147 R,O; 197 R,O; 232 R,O; 266 R,O; 311 R,O; 348 R,ZO,O; 387 R,ZO,O; 423 R,ZO,O; 466 R, ZO,O; 496 R,ZO,O; 539 R,ZO,O; 575 R,ZO,O; 613 R,ZO,O; 641 R,ZO,O; 689 R,ZO,O; 720 R,ZO,O; 767 R,ZO,O; 773 R, ZO,O; 843 R,O; 880 R,O; 928 R,O; 981 R,Ž; 989 R,Ž; 1045 R,Ž; 1070 R,Ž; 1095 R,Ž; 1120 R,Ž; 1152 R,Ž; 1181 R,Ž; 1215 R,Ž; 1248 R,Ž; 1281 R,Ž; 1312 R,Ž.

### Studije i analize

32. Dušan Milinković:  
Investicije u osnovna sredstva i sredstva zajedničke potrošnje u privredi SR Hrvatske 1967.
89. Mr. Mirko Grubišić:  
Investicije gospodarstva Hrvatske 1996. – 1998.

### Metodološke upute

27. Godišnji izvještaj o investicijama u dugotrajnu imovinu (INV-P)

## STATISTICAL PUBLICATIONS

### Statistical Reports

55 R; 79 R,M; 105 R,M; 129 R,M; 147 R,M; 197 R,M; 232 R,M; 266 R,M; 311 R,M; 348 R,AM,M; 387 R,AM,M; 423 R,AM,M; 466 R, AM,M; 496 R,AM,M; 539 R,AM,M; 575 R,AM,M; 613 R,AM,M; 641 R,AM,M; 689 R,AM,M; 720 R,AM,M; 767 R,AM,M; 773 R,AM,M; 843 R,M; 880 R,M; 928 R,M; 981 R,C; 989 R,C; 1045 R,C; 1070 R,C; 1095 R,C; 1120 R,C; 1152 R,C; 1181 R,C; 1215 R,C; 1248 R,C; 1281 R,C; 1312 R,C.

### Studies and analyses

32. Dušan Milinković:  
Investing into Assets and General Consumption Means in Economy of SR Croatia, 1967
89. Mirko Grubišić MSc.:  
Investments into the Croatian Economy, 1996 – 1998

### Methodologies

- 27 Annual report on gross fixed capital formation in fixed assets (INV-P form)

R = Republika Hrvatska  
Ž = županije  
ZO = zajednice općina  
O = općine

R = the Republic of Croatia  
C = Counties  
AM = Regional Associations of Municipalities  
M = Municipalities

INVESTICIJE  
GROSS FIXED CAPITAL FORMATION (GROSS INVESTMENT)

**12-1. OSTVARENE INVESTICIJE U DUGOTRAJNU IMOVINU PRAVNIH OSOBA I PRIVATNOG SEKTORA BEZ PRAVNIH OSOBA  
(FIZIČKE OSOBE) PREMA TEHNIČKOJ STRUKTURI<sup>1)</sup>**  
GROSS FIXED CAPITAL FORMATION IN FIXED ASSETS OF LEGAL ENTITIES AND PRIVATE SECTOR EXCLUDING LEGAL ENTITIES  
(NATURAL PERSONS), BY TECHNICAL COMPOSITION<sup>1)</sup>

u tis. kuna  
Thousand kuna

	Ukupno Total	Tehnička struktura Technical composition		
		građevinski radovi Construction works	oprema s montažom Equipment with assembly	ostalo Other

**Ukupno**  
Total

1990.	38 456	22 302	14 076	2 078
1991.	58 837	32 472	23 607	2 758
1992.	363 068	195 158	154 564	13 346
1993.	6 027 590	3 280 821	2 497 647	249 122
1994.	12 209 891	6 888 826	4 918 109	402 956
1995.	13 579 712	7 854 114	5 229 999	495 599
1996.	22 901 310	14 287 096	7 805 344	808 870
1997.	31 137 564	18 635 629	11 306 989	1 194 946
1998.	33 536 994	21 053 448	11 099 377	1 384 169
1999.	34 728 100	20 509 302	12 438 724	1 780 074
2000.	35 328 954	20 030 277	13 400 187	1 898 490
2001.	39 669 387	21 751 653	15 833 919	2 083 815
2002.	48 446 864	26 684 990	18 307 961	3 453 913
2003.	62 492 850	35 181 494	22 917 811	4 393 545
2004. <sup>2)</sup>	66 527 311	36 320 854	24 971 121	5 235 336

**Pravne osobe**  
Legal entities

1990.	26 645	13 756	10 895	1 994
1991.	44 837	22 337	19 892	2 608
1992.	280 256	124 016	143 492	12 748
1993.	4 735 442	2 105 038	2 384 355	246 049
1994.	9 620 725	4 556 848	4 666 259	397 618
1995.	10 474 264	5 007 999	4 976 009	490 256
1996.	18 858 945	10 474 693	7 580 698	803 554
1997.	25 838 011	13 679 506	10 970 293	1 188 212
1998.	27 470 066	15 495 277	10 603 339	1 371 450
1999.	31 329 313	17 741 029	11 822 455	1 765 829
2000.	30 647 344	16 031 522	12 734 617	1 881 205
2001.	33 201 583	16 223 334	14 915 784	2 062 465
2002.	40 732 380	20 327 324	16 988 963	3 416 093
2003.	54 955 372	29 123 344	21 480 040	4 351 988
2004.	56 430 161	28 426 894	22 820 799	5 182 468

**Privatni sektor bez pravnih osoba (fizičke osobe)**  
Private sector excluding legal entities (natural persons)

1990.	11 811	8 546	3 181	84
1991.	14 000	10 135	3 715	150
1992.	82 812	71 142	11 072	598
1993.	1 292 148	1 175 783	113 292	3 073
1994.	2 589 166	2 331 978	251 850	5 338
1995.	3 105 448	2 846 115	253 990	5 343
1996.	4 042 365	3 812 403	224 646	5 316
1997.	5 299 553	4 956 123	336 696	6 734
1998.	6 066 928	5 558 171	496 038	12 719
1999.	3 398 787	2 768 273	616 269	14 245
2000.	4 681 610	3 998 755	665 570	17 285
2001.	6 467 804	5 528 319	918 135	21 350
2002.	7 714 484	6 357 666	1 318 998	37 820
2003.	7 537 478	6 058 150	1 437 771	41 557
2004. <sup>2)</sup>	10 097 150	7 893 960	2 150 322	52 868

1) Vidi objašnjenje o usporedivosti podataka u serijama u Načelima uređivanja ljetopisa te Obuhvat i usporedivost u Metodološkim objašnjenjima.  
2) Privremeni podaci.

1) See the explanation on data comparability in series found in the note on "How the Statistical Yearbook Has Been Compiled" and Coverage and comparability in the Notes on Methodology.  
2) Provisional data.

**12-2. OSTVARENE INVESTICIJE U DUGOTRAJNU IMOVINU PREMA TEHNIČKOJ STRUKTURI<sup>1)</sup>**  
GROSS FIXED CAPITAL FORMATION IN FIXED ASSETS, BY TECHNICAL COMPOSITION<sup>1)</sup>

u tis. kuna  
Thousand kuna

	Ukupno Total	Tehnička struktura Technical composition				ostalo Other
		građevinski radovi Construction works	oprema Equipment			
			svega Total	domaća Domestic	uvozna Imported	
1990.	26 571	13 742	10 842	8 244	2 598	1 987
1991.	44 598	22 193	19 797	15 513	4 284	2 608
1992.	280 233	124 001	143 485	87 295	56 190	12 747
1993.	4 735 442	2 105 038	2 384 355	1 228 614	1 155 741	246 049
1994.	9 620 725	4 556 848	4 666 259	2 345 425	2 320 834	397 618
1995.	10 474 264	5 007 999	4 976 009	2 276 148	2 699 861	490 256
1996.	18 858 945	10 474 693	7 580 698	3 574 247	4 006 451	803 554
1997.	25 838 011	13 679 506	10 970 293	5 094 139	5 876 154	1 188 212
1998.	27 470 066	15 495 277	10 603 339	4 169 926	6 433 413	1 371 450
1999.	31 329 313	17 741 029	11 822 455	4 358 002	7 464 453	1 765 829
2000.	30 647 344	16 031 522	12 734 617	3 917 634	8 816 983	1 881 205
2001.	33 201 583	16 223 334	14 915 784	4 663 149	10 252 635	2 062 465
2002.	40 732 380	20 327 324	16 988 963	6 226 062	10 762 901	3 416 093
2003.	54 955 372	29 123 344	21 480 040	7 950 413	13 529 627	4 351 988
2004.	56 430 161	28 426 894	22 820 799	7 404 115	15 416 684	5 182 468

1) Vidi objašnjenje o usporedivosti podataka u serijama u Načelima uređivanja ljetopisa te Obuhvat i usporedivost u Metodološkim objašnjenjima.

1) See the explanation on data comparability in series found in the note on "How the Statistical Yearbook Has Been Compiled" and Coverage and comparability in the Notes on Methodology.

**12-3. ISPLATE ZA INVESTICIJE U DUGOTRAJNU IMOVINU PREMA OSNOVNIM OBLICIMA FINANCIRANJA I OSTVARENE INVESTICIJE PREMA DJELATNOSTI INVESTITORA PREMA NKD-u 2002. U 2004.**  
PAYMENTS FOR GROSS FIXED CAPITAL FORMATION, BY MAIN FORMS OF INVESTMENT AND GROSS FIXED CAPITAL FORMATION, BY ACTIVITY OF INVESTOR, ACCORDING TO NKD 2002., 2004

u tis. kuna  
Thousand kuna

Djelatnost investitora	Investicije u dugotrajnu imovinu Payments for gross fixed capital formation in fixed assets					Ostvarene investicije Gross fixed capital formation	Activity of investor
	ukupno Total	iz vlastitih sredstava From own financial assets	iz udruženih sredstava From joint assets	iz financijskih kredita From financial credits	iz sredstava fondova i proračuna From assets of funds and budgets		
Ukupno	55 977 471	31 083 430	821 540	17 346 459	6 726 042	56 430 161	Total
A Poljoprivreda, lov i šumarstvo	1 168 322	909 768	2 523	229 565	26 466	1 172 750	A Agriculture, hunting and forestry
B Ribarstvo	49 418	42 387	-	7 031	-	49 764	B Fishing
C Rudarstvo i vađenje	717 665	220 207	1 419	495 923	116	796 325	C Mining and quarrying
D Prerađivačka industrija	7 937 288	6 464 369	78 768	1 373 110	21 041	8 242 469	D Manufacturing
E Opskrba električnom energijom, plinom i vodom	3 801 982	2 572 877	429 102	457 666	342 337	3 737 827	E Electricity, gas and water supply
F Građevinarstvo	9 034 191	3 354 537	21 531	4 830 720	827 403	7 965 404	F Construction
G Trgovina na veliko i na malo; popravak motornih vozila i motocikla te predmeta za osobnu uporabu i kućanstvo	8 042 859	6 130 381	69 170	1 836 301	7 007	8 131 214	G Wholesale and retail trade; repair of motor vehicles, motorcycles and personal and household goods
H Hoteli i restorani	2 363 389	1 152 721	30 171	1 075 413	105 084	2 431 839	H Hotels and restaurants
I Prijevoz, skladištenje i veze	4 724 901	2 572 723	8 050	1 816 229	327 899	5 602 795	I Transport, storage and communication
J Financijsko posredovanje	3 987 144	2 300 303	-	1 684 900	1 941	3 943 152	J Financial intermediation
K Poslovanje nekretninama, iznajmljivanje i poslovne usluge	5 656 458	2 203 598	96 315	2 482 313	874 232	5 491 520	K Real estate, renting and business activities
L Javna uprava i obrana; obvezno socijalno osiguranje	6 169 771	1 902 119	63 141	522 400	3 682 111	6 415 147	L Public administration and defence; compulsory social security
M Obrazovanje	399 522	227 272	3 546	16 522	152 182	403 100	M Education
N Zdravstvena zaštita i socijalna skrb	602 016	271 892	853	230 572	98 699	626 995	N Health and social work
O Ostale društvene, socijalne i osobne uslužne djelatnosti	1 322 545	758 276	16 951	287 794	259 524	1 419 860	O Other community, social and personal service activities
P Djelatnosti kućanstava	-	-	-	-	-	-	P Activities of households
Q Izvanteritorijalne organizacije i tijela	-	-	-	-	-	-	Q Extra-territorial organizations and bodies

INVESTICIJE  
GROSS FIXED CAPITAL FORMATION (GROSS INVESTMENT)

**12.4. OSTVARENE INVESTICIJE U DUGOTRAJNU IMOVINU PREMA TEHNIČKOJ STRUKTURI I DJELATNOSTI INVESTITORA PREMA NKD-u 2002. U 2004.**  
GROSS FIXED CAPITAL FORMATION IN FIXED ASSETS, BY TECHNICAL COMPOSITION AND ACTIVITY OF INVESTOR, ACCORDING TO NKD 2002., 2004

u tis. kuna  
Thousand kuna

Djelatnost investitora	Ostvarene investicije Gross fixed capital formation	Tehnička struktura Technical composition				ostalo Other	Activity of investor
		građevinski radovi Construction works	oprema Equipment				
			domaća Domestic	uvozna Imported			
Ukupno	56 430 161	28 426 894	7 404 115	15 416 684	5 182 468	Total	
A Poljoprivreda, lov i šumarstvo	1 172 750	289 447	123 909	157 567	601 827	A Agriculture, hunting and forestry	
B Ribarstvo	49 764	27 916	10 102	6 871	4 875	B Fishing	
C Rudarstvo i vađenje	796 325	28 629	85 153	646 955	35 588	C Mining and quarrying	
D Prerađivačka industrija	8 242 469	2 353 480	1 894 981	3 446 098	547 910	D Manufacturing	
E Opskrba električnom energijom, plinom i vodom	3 737 827	2 356 034	947 399	378 014	56 380	E Electricity, gas and water supply	
F Građevinarstvo	7 965 404	4 994 835	370 886	2 098 522	501 161	F Construction	
G Trgovina na veliko i na malo; popravak motornih vozila i motocikla te predmeta za osobnu uporabu i kućanstvo	8 131 214	3 604 824	857 100	2 316 039	1 353 251	G Wholesale and retail trade; repair of motor vehicles, motorcycles and personal and household goods	
H Hoteli i restorani	2 431 839	1 653 175	424 197	196 051	158 416	H Hotels and restaurants	
I Prijevoz, skladištenje i veze	5 602 795	1 788 358	1 333 714	1 919 275	561 448	I Transport, storage and communication	
J Financijsko posredovanje	3 943 152	1 051 267	194 983	2 334 708	362 194	J Financial intermediation	
K Poslovanje nekretninama, iznajmljivanje i poslovne usluge	5 491 520	3 795 524	334 153	804 230	557 613	K Real estate, renting and business activities	
L Javna uprava i obrana; obvezno socijalno osiguranje	6 415 147	5 363 990	332 475	395 911	322 771	L Public administration and defence; compulsory social security	
M Obrazovanje	403 100	136 450	143 419	95 776	27 455	M Education	
N Zdravstvena zaštita i socijalna skrb	626 995	306 851	66 281	245 209	8 654	N Health and social work	
O Ostale društvene, socijalne i osobne uslužne djelatnosti	1 419 860	676 114	285 363	375 458	82 925	O Other community, social and personal service activities	
P Djelatnosti kućanstava	-	-	-	-	-	P Activities of households	
Q Izvanteritorijalne organizacije i tijela	-	-	-	-	-	Q Extra-territorial organizations and bodies	

**12-5. OSTVARENE INVESTICIJE U NOVU DUGOTRAJNU IMOVINU PREMA KARAKTERU GRADNJE I TEHNIČKOJ STRUKTURI PREMA NAMJENI  
INVESTICIJA PREMA NKD-u 2002. U 2004.**  
GROSS FIXED CAPITAL FORMATION IN NEW FIXED ASSETS, BY KIND OF CONSTRUCTION AND TECHNICAL COMPOSITION BY PURPOSE  
OF INVESTMENT, ACCORDING TO NKD 2002., 2004

u tis. kuna  
Thousand kuna

Namjena investicija	Karakter gradnje Kind of construction			Vrijednost ostvarenih investicija Value of gross fixed capital formation	Tehnička struktura Technical composition				ostalo Other	Purpose of investment
	novi kapaciteti New capacities	proširenje, rekonstrukcija i modernizacija Expansion, reconstruction and renovation	zamjena Replacement		građevinski radovi Construction works	oprema s montažom Equipment with assembly				
						domaća Domestic	uvozna Imported			
Ukupno	28 828 935	16 889 121	4 199 843	49 917 899	26 056 687	6 799 502	14 742 712	2 318 998	Total	
A Poljoprivreda, lov i šumarstvo	440 230	305 853	263 998	1 010 081	213 819	98 564	141 528	556 170	A Agriculture, hunting and forestry	
B Ribarstvo	20 360	12 126	2 595	35 081	18 246	9 475	4 770	2 590	B Fishing	
C Rudarstvo i vađenje	1 186 829	190 287	84 205	1 461 321	191 568	69 268	1 182 335	18 150	C Mining and quarrying	
D Prerađivačka industrija	2 214 277	3 064 067	871 396	6 149 740	1 628 441	1 561 127	2 708 942	251 230	D Manufacturing	
E Opskrba električnom energijom, plinom i vodom	2 843 223	957 070	250 093	4 050 386	2 698 073	943 613	373 218	35 482	E Electricity, gas and water supply	
F Građevinarstvo	8 323 417	1 217 464	410 188	9 951 069	7 534 442	336 826	2 010 796	69 005	F Construction	
G Trgovina na veliko i na malo; popravak motornih vozila i motocikla te predmeta za osobnu uporabu i kućanstvo	3 103 250	2 355 501	638 888	6 097 639	2 905 765	819 955	2 156 012	215 907	G Wholesale and retail trade; repair of motor vehicles, motorcycles and personal and household goods	
H Hoteli i restorani	523 598	1 384 021	450 366	2 357 985	1 674 973	425 758	218 070	39 184	H Hotels and restaurants	
I Prijevoz, skladištenje i veze	2 030 081	3 040 395	444 090	5 514 566	1 863 665	1 289 224	1 854 857	506 820	I Transport, storage and communication	
J Financijsko posredovanje	2 036 688	1 482 381	95 977	3 615 046	962 561	192 002	2 219 423	241 060	J Financial intermediation	
K Poslovanje nekretninama, iznajmljivanje i poslovne usluge	3 427 108	847 702	139 560	4 414 370	3 191 852	250 297	785 115	187 106	K Real estate, renting and business activities	
L Javna uprava i obrana; obvezno socijalno osiguranje	463 143	305 210	101 526	869 879	365 620	175 243	228 302	100 714	L Public administration and defence; compulsory social security	
M Obrazovanje	631 748	338 030	61 983	1 031 761	709 519	218 134	96 762	7 346	M Education	
N Zdravstvena zaštita i socijalna skrb	397 905	414 382	163 413	975 700	469 015	125 066	371 331	10 288	N Health and social work	
O Ostale društvene, socijalne i osobne uslužne djelatnosti	1 187 078	974 632	221 565	2 383 275	1 629 128	284 950	391 251	77 946	O Other community, social and personal service activities	
P Djelatnosti kućanstava	-	-	-	-	-	-	-	-	P Activities of households	
Q Izvanteritorijalne organizacije i tijela	-	-	-	-	-	-	-	-	Q Extra-territorial organizations and bodies	

INVESTICIJE  
GROSS FIXED CAPITAL FORMATION (GROSS INVESTMENT)

12-6. OSTVARENE INVESTICIJE U NOVU DUGOTRAJNU IMOVINU PREMA TEHNIČKOJ STRUKTURI I NAMJENI INVESTICIJA PREMA NKD-u 2002. U 2004.  
GROSS FIXED CAPITAL FORMATION IN NEW FIXED ASSETS, BY TECHNICAL COMPOSITION AND PURPOSE OF INVESTMENT, ACCORDING TO NKD 2002., 2004

u tis. kuna  
Thousand kuna

Namjena investicija	Ostvarene investicije Gross fixed capital formation	Tehnička struktura Technical composition					ostalo Other	Purpose of investment
		građevinski radovi Construction works	oprema Equipment					
			svega Total	domaća Domestic	uvozna Imported			
Ukupno	49 917 899	26 056 687	21 542 214	6 799 502	14 742 712	2 318 998	Total	
A Poljoprivreda, lov i šumarstvo	1 010 081	213 819	240 092	98 564	141 528	556 170	A Agriculture, hunting and forestry	
01 Poljoprivreda, lov i usluge povezane s njima	449 581	177 333	205 241	86 749	118 492	67 007	01 Agriculture, hunting and related service activities	
02 Šumarstvo, sječa drva i usluge povezane s njima	560 500	36 486	34 851	11 815	23 036	489 163	02 Forestry, logging and related service activities	
B Ribarstvo	35 081	18 246	14 245	9 475	4 770	2 590	B Fishing	
05 Ribarstvo, uzgoj riba i usluge povezane s njima	35 081	18 246	14 245	9 475	4 770	2 590	05 Fishing; operation of fish hatcheries and fish farms; service activities incidental to fishing	
C Rudarstvo i vađenje	1 461 321	191 568	1 251 603	69 268	1 182 335	18 150	C Mining and quarrying	
CA Vađenje energetskih sirovina	1 343 613	169 891	1 156 630	33 062	1 123 568	17 092	CA Mining and quarrying of energy producing materials	
10 Vađenje ugljena i lignita; vađenje treseta	-	-	-	-	-	-	10 Mining of coal and lignite; extraction of peat	
11 Vađenje sirove nafte i zemnoga plina; uslužne djelatnosti u vezi s vađenjem nafte i plina, osim istraživanja	1 343 613	169 891	1 156 630	33 062	1 123 568	17 092	11 Extraction of crude petroleum and natural gas; service activities incidental to oil and gas extraction, excluding surveying	
12 Vađenje uranovih i torijevih ruda	-	-	-	-	-	-	12 Mining of uranium and thorium ores	
CB Vađenje ruda i kamena, osim energetskih sirovina	117 708	21 677	94 973	36 206	58 767	1 058	CB Mining and quarrying, except of energy producing materials	
13 Vađenje metalnih ruda	-	-	-	-	-	-	13 Mining of metal ores	
14 Vađenje ostalih ruda i kamena	117 708	21 677	94 973	36 206	58 767	1 058	14 Other mining and quarrying	
D Prerađivačka industrija	6 149 740	1 628 441	4 270 069	1 561 127	2 708 942	251 230	D Manufacturing	
DA Proizvodnja hrane, pića i duhanskih proizvoda	1 607 882	419 266	1 075 013	342 728	732 285	113 603	DA Manufacture of food products, beverages and tobacco	
15 Proizvodnja hrane i pića	1 477 429	399 033	986 877	338 637	648 240	91 519	15 Manufacture of food products and beverages	
16 Proizvodnja duhanskih proizvoda	130 453	20 233	88 136	4 091	84 045	22 084	16 Manufacture of tobacco products	
DB Proizvodnja tekstila i tekstilnih proizvoda	240 323	106 499	128 111	45 678	82 433	5 713	DB Manufacture of textiles and textile products	
17 Proizvodnja tekstila	146 457	81 834	62 931	17 360	45 571	1 692	17 Manufacture of textiles	
18 Proizvodnja odjeće; dorada i bojenje krzna	93 866	24 665	65 180	28 318	36 862	4 021	18 Manufacture of wearing apparel; dressing and dyeing of fur	
DC Proizvodnja kože i proizvoda od kože	24 661	3 432	20 956	2 420	18 536	273	DC Manufacture of leather and leather products	
19 Štavljenje i obrada kože; proizvodnja kovčega i torba, ručnih torbica, sedlarskih i remenarskih proizvoda i obuće	24 661	3 432	20 956	2 420	18 536	273	19 Tanning and dressing of leather; manufacture of luggage, handbags, saddlery, harness and footwear	
DD Prerada drva i proizvodi od drva	143 743	25 279	116 781	38 912	77 869	1 683	DD Manufacture of wood and wood products	
20 Prerada drva, proizvodnja proizvoda od drva i pluta, osim namještaja; proizvodnja predmeta od slame i pletarskih materijala	143 743	25 279	116 781	38 912	77 869	1 683	20 Manufacture of wood and of products of wood and cork except furniture; manufacture of articles of straw and plaiting materials	
DE Proizvodnja celuloze, papira i proizvoda od papira; izdavačka i tiskarska djelatnost	432 929	88 992	320 307	94 170	226 137	23 630	DE Manufacture of pulp, paper and paper products; publishing and printing	
21 Proizvodnja celuloze, papira i proizvoda od papira	145 477	14 562	129 487	40 246	89 241	1 428	21 Manufacture of pulp, paper and paper products	
22 Izdavačka i tiskarska djelatnost te umnožavanje snimljenih zapisa	287 452	74 430	190 820	53 924	136 896	22 202	22 Publishing, printing and reproduction of recorded media	
DF Proizvodnja koks, naftnih derivata i nuklearnoga goriva	585 099	21 383	535 738	348 610	187 128	27 978	DF Manufacture of coke, refined petroleum products and nuclear fuel	
23 Proizvodnja koks, naftnih derivata i nuklearnoga goriva	585 099	21 383	535 738	348 610	187 128	27 978	23 Manufacture of coke, refined petroleum products and nuclear fuel	
DG Proizvodnja kemikalija, kemijskih proizvoda i umjetnih vlakana	473 361	136 834	326 705	147 450	179 255	9 822	DG Manufacture of chemicals, chemical products and man-made fibres	
24 Proizvodnja kemikalija i kemijskih proizvoda	473 361	136 834	326 705	147 450	179 255	9 822	24 Manufacture of chemicals and chemical products	
DH Proizvodnja proizvoda od gume i plastike	169 298	52 962	112 263	32 571	79 692	4 073	DH Manufacture of rubber and plastic products	
25 Proizvodnja proizvoda od gume i plastike	169 298	52 962	112 263	32 571	79 692	4 073	25 Manufacture of rubber and plastic products	



**12-6. OSTVARENE INVESTICIJE U NOVU DUGOTRAJNU IMOVINU PREMA TEHNIČKOJ STRUKTURI I NAMJENI INVESTICIJA PREMA NKD-u 2002. U 2004.**

GROSS FIXED CAPITAL FORMATION IN NEW FIXED ASSETS, BY TECHNICAL COMPOSITION AND PURPOSE OF INVESTMENT, ACCORDING TO NKD 2002, 2004

(nastavak)  
(continued)

u tis. kuna  
Thousand kuna

Namjena investicija	Ostvarene investicije Gross fixed capital formation	Tehnička struktura Technical composition					ostalo Other	Purpose of investment
		građevinski radovi Construction works	oprema Equipment					
			svega Total	domaća Domestic	uvozna Imported			
DI Proizvodnja ostalih nemetalnih mineralnih proizvoda	783 338	208 048	558 280	146 575	411 705	17 010	DI Manufacture of other non-metallic mineral products	
26 Proizvodnja ostalih nemetalnih mineralnih proizvoda	783 338	208 048	558 280	146 575	411 705	17 010	26 Manufacture of other non-metallic mineral products	
DJ Proizvodnja metala i proizvoda od metala	460 071	109 770	341 438	118 500	222 938	8 863	DJ Manufacture of basic metals and fabricated metal products	
27 Proizvodnja metala	101 529	13 913	86 624	22 317	64 307	992	27 Manufacture of basic metals	
28 Proizvodnja proizvoda od metala, osim strojeva i opreme	358 542	95 857	254 814	96 183	158 631	7 871	28 Manufacture of fabricated metal products, except machinery and equipment	
DK Proizvodnja strojeva i uređaja, d. n.	172 645	68 926	100 300	47 775	52 525	3 419	DK Manufacture of machinery and equipment, n.e.c.	
29 Proizvodnja strojeva i uređaja, d. n.	172 645	68 926	100 300	47 775	52 525	3 419	29 Manufacture of machinery and equipment, n.e.c.	
DL Proizvodnja električne i optičke opreme	458 163	192 993	241 886	89 603	152 283	23 284	DL Manufacture of electrical and optical equipment	
30 Proizvodnja uredskih strojeva i računala	104 052	70 283	30 057	10 306	19 751	3 712	30 Manufacture of office machinery and computers	
31 Proizvodnja električnih strojeva i aparata, d. n.	219 214	64 037	141 872	50 544	91 328	13 305	31 Manufacture of electrical machinery and apparatus n.e.c.	
32 Proizvodnja radiotelevizijskih i komunikacijskih aparata i opreme	95 776	31 618	59 497	23 122	36 375	4 661	32 Manufacture of radio television and communication equipment and apparatus	
33 Proizvodnja medicinskih, preciznih i optičkih instrumenata te satova	39 121	27 055	10 460	5 631	4 829	1 606	33 Manufacture of medical, precision and optical instruments, watches and clocks	
DM Proizvodnja prijevoznih sredstava	384 262	97 374	278 733	67 861	210 872	8 155	DM Manufacture of transport equipment	
34 Proizvodnja motornih vozila, prikolica i poluprikolica	89 373	8 865	78 628	16 693	61 935	1 880	34 Manufacture of motor vehicles, trailers and semi-trailers	
35 Proizvodnja ostalih prijevoznih sredstava	294 889	88 509	200 105	51 168	148 937	6 275	35 Manufacture of other transport equipment	
DN Ostala prerađivačka industrija, d. n.	213 965	96 683	113 558	38 274	75 284	3 724	DN Manufacture n.e.c.	
36 Proizvodnja namještaja, ostala prerađivačka industrija, d. n.	118 241	58 482	58 326	25 311	33 015	1 433	36 Manufacture of furniture, manufacturing n.e.c.	
37 Reciklaža	95 724	38 201	55 232	12 963	42 269	2 291	37 Recycling	
E Opskrba električnom energijom, plinom i vodom	4 050 386	2 698 073	1 316 831	943 613	373 218	35 482	E Electricity, gas and water supply	
40 Opskrba električnom energijom, plinom, parom i toplom vodom	2 448 178	1 281 390	1 143 057	839 047	304 010	23 731	40 Electricity, gas, steam and hot water supply	
41 Skupljanje, pročišćavanje i distribucija vode	1 602 208	1 416 683	173 774	104 566	69 208	11 751	41 Collection, purification and distribution of water	
F Građevinarstvo	9 951 069	7 534 442	2 347 622	336 826	2 010 796	69 005	F Construction	
45 Građevinarstvo	9 951 069	7 534 442	2 347 622	336 826	2 010 796	69 005	45 Construction	
G Trgovina na veliko i na malo; popravak motornih vozila i motocikla te predmeta za osobnu uporabu i kućanstvo	6 097 639	2 905 765	2 975 967	819 955	2 156 012	215 907	G Wholesale and retail trade; repair of motor vehicles, motorcycles and personal and household goods	
50 Trgovina motornim vozilima i motociklima; održavanje i popravak motornih vozila i motocikla; trgovina na malo motornim gorivima i mazivima	1 038 171	457 817	565 341	132 884	432 457	15 013	50 Sale, maintenance and repair of motor vehicles and motorcycles; retail sale of automotive fuel	
51 Trgovina na veliko i posredovanje u trgovini, osim trgovine motornim vozilima i motociklima	3 325 382	1 424 129	1 770 572	428 267	1 342 305	130 681	51 Wholesale trade and commission trade, except of motor vehicles and motorcycles	
52 Trgovina na malo, osim trgovine motornim vozilima i motociklima; popravak predmeta za osobnu uporabu i kućanstvo	1 734 086	1 023 819	640 054	258 804	381 250	70 213	52 Retail trade, except of motor vehicles and motorcycles; repair of personal and household goods	
H Hoteli i restorani	2 357 985	1 674 973	643 828	425 758	218 070	39 184	H Hotels and restaurants	
55 Hoteli i restorani	2 357 985	1 674 973	643 828	425 758	218 070	39 184	55 Hotels and restaurants	
I Prijevoz, skladištenje i veze	5 514 566	1 863 665	3 144 081	1 289 224	1 854 857	506 820	I Transport, storage and communication	
60 Kopneni prijevoz i cijevodni transport	2 591 017	1 165 572	1 417 144	744 337	672 807	8 301	60 Land transport; transport via pipelines	
61 Vodeni prijevoz	255 660	838	254 754	111 887	142 867	68	61 Water transport	

INVESTICIJE  
GROSS FIXED CAPITAL FORMATION (GROSS INVESTMENT)

12-6. OSTVARENE INVESTICIJE U NOVU DUGOTRAJNU IMOVINU, PREMA TEHNIČKOJ STRUKTURI I NAMJENI INVESTICIJA PREMA NKD-u 2002. U 2004.

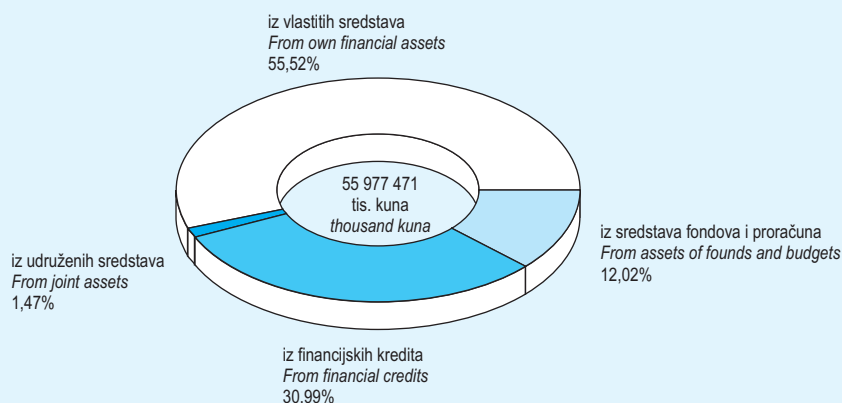
GROSS FIXED CAPITAL FORMATION IN NEW FIXED ASSETS, BY TECHNICAL COMPOSITION AND PURPOSE OF INVESTMENT, ACCORDING TO NKD 2002, 2004

(nastavak)  
(continued)

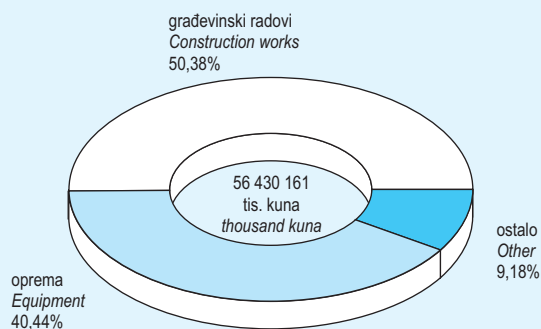
u tis. kuna  
Thousand kuna

Namjena investicija	Ostvarene investicije Gross fixed capital formation	Tehnička struktura Technical composition					ostalo Other	Purpose of investment
		građevinski radovi Construction works	oprema Equipment					
			svega Total	domaća Domestic	uvozna Imported			
62 Zračni prijevoz	109 053	3 984	102 591	3 619	98 972	2 478	62 Air transport	
63 Prateće i pomoćne djelatnosti u prijevozu; djelatnost putničkih agencija	767 670	416 067	271 041	55 688	215 353	80 562	63 Supporting and auxiliary transport activities; activities of travel agencies	
64 Pošta i telekomunikacije	1 791 166	277 204	1 098 551	373 693	724 858	415 411	64 Post and telecommunications	
J Financijsko posredovanje	3 615 046	962 561	2 411 425	192 002	2 219 423	241 060	J Financial intermediation	
65 Financijsko posredovanje, osim osiguranja i mirovinskih fondova	3 270 037	738 426	2 327 473	167 068	2 160 405	204 138	65 Financial intermediation, except insurance and pension funding	
66 Osiguranje i mirovinski fondovi, osim obveznoga osiguranja	337 834	222 342	80 661	23 354	57 307	34 831	66 Insurance and pension funding; except compulsory social security	
67 Pomoćne djelatnosti u financijskom posredovanju	7 175	1 793	3 291	1 580	1 711	2 091	67 Activities auxiliary to financial intermediation	
K Poslovanje nekretninama, iznajmljivanje i poslovne usluge	4 414 370	3 191 852	1 035 412	250 297	785 115	187 106	K Real estate, renting and business activities	
70 Poslovanje nekretninama	2 914 472	2 815 969	60 275	33 695	26 580	38 228	70 Real estate activities	
71 Iznajmljivanje strojeva i opreme, bez rukovatelja i predmeta za osobnu uporabu i kućanstvo	434 032	5 268	427 689	17 639	410 050	1 075	71 Renting of machinery and equipment without operator and of personal and household goods	
72 Računalne i srodne djelatnosti	161 355	36 018	99 220	35 104	64 116	26 117	72 Computer and related activities	
73 Istraživanje i razvoj	181 169	47 007	128 214	35 548	92 666	5 948	73 Research and development	
74 Ostale poslovne djelatnosti	723 342	287 590	320 014	128 311	191 703	115 738	74 Other business activities	
L Javna uprava i obrana; obvezno socijalno osiguranje	869 879	365 620	403 545	175 243	228 302	100 714	L Public administration and defence; compulsory social security	
75 Javna uprava i obrana; obvezno socijalno osiguranje	869 879	365 620	403 545	175 243	228 302	100 714	75 Public administration and defence; compulsory social security	
M Obrazovanje	1 031 761	709 519	314 896	218 134	96 762	7 346	M Education	
80 Obrazovanje	1 031 761	709 519	314 896	218 134	96 762	7 346	80 Education	
N Zdravstvena zaštita i socijalna skrb	975 700	469 015	496 397	125 066	371 331	10 288	N Health and social work	
85 Zdravstvena zaštita i socijalna skrb	975 700	469 015	496 397	125 066	371 331	10 288	85 Health and social work	
O Ostale društvene, socijalne i osobne uslužne djelatnosti	2 383 275	1 629 128	676 201	284 950	391 251	77 946	O Other community, social and personal service activities	
90 Uklanjanje otpadnih voda, odvoz smeća, sanitarne i slične djelatnosti	795 176	666 388	124 627	56 259	68 368	4 161	90 Sewage and refuse disposal, sanitation and similar activities	
91 Djelatnosti članskih organizacija, d. n.	118 008	60 146	56 897	19 715	37 182	965	91 Activities of membership organisations n.e.c.	
92 Rekreativne, kulturne i sportske djelatnosti	1 333 978	811 383	474 720	199 238	275 482	47 875	92 Recreational, cultural and sporting activities	
93 Ostale uslužne djelatnosti	136 113	91 211	19 957	9 738	10 219	24 945	93 Other service activities	
P Djelatnosti kućanstava	-	-	-	-	-	-	P Activities of households	
Q Izvanteritorijalne organizacije i tijela	-	-	-	-	-	-	Q Extra-territorial organizations and bodies	

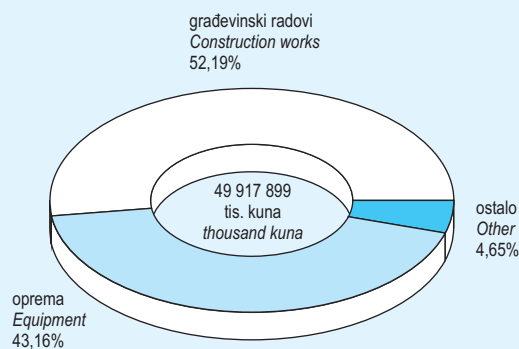
**G 12-1. ISPLATE ZA INVESTICIJE U DUGOTRAJNU IMOVINU PREMA OSNOVNIM OBLICIMA FINANCIRANJA U 2004.**  
PAYMENTS FOR GROSS FIXED CAPITAL FORMATION, BY MAIN FORMS OF INVESTMENT, 2004



**G 12-2. OSTVARENE INVESTICIJE U DUGOTRAJNU IMOVINU PREMA TEHNIČKOJ STRUKTURI U 2004.**  
GROSS FIXED CAPITAL FORMATION IN FIXED ASSETS, BY TECHNICAL COMPOSITION, 2004



**G 12-3. OSTVARENE INVESTICIJE U NOVU DUGOTRAJNU IMOVINU PREMA TEHNIČKOJ STRUKTURI U 2004.**  
GROSS FIXED CAPITAL FORMATION IN NEW FIXED ASSETS, BY TECHNICAL COMPOSITION, 2004



INVESTICIJE  
GROSS FIXED CAPITAL FORMATION (GROSS INVESTMENT)

12-7. OSTVARENE INVESTICIJE U NOVU DUGOTRAJNU IMOVINU PREMA DJELATNOSTI INVESTITORA I NAMJENI INVESTICIJA PREMA  
NKD-u 2002. U 2004.  
GROSS FIXED CAPITAL FORMATION IN NEW FIXED ASSETS, BY ACTIVITY OF INVESTOR AND PURPOSE OF INVESTMENT, ACCORDING  
TO NKD 2002, 2004

Djelatnost investitora	Ukupno Total	Namjena Purpose of								
		A	B	C	D	E	F	G	H	
		Poljoprivreda, lov i šumarstvo Agriculture, hunting and forestry	Ribarstvo Fishing	Rudarstvo i vadenje Mining and quarrying	Prerađivačka industrija Manufacturing	Opskrba električnom energijom, plinom i vodom Electricity, gas and water supply	Građevinarstvo Construction	Trgovina na veliko i na malo; popravak motornih vozila i motocikla te predmeta za osobnu uporabu i kućanstvo Wholesale and retail trade; repair of motor vehicles, motorcycles and personal and household goods	Hoteli i restorani Hotels and restaurants	
Ukupno	49 917 899	1 010 081	35 081	1 461 321	6 149 740	4 050 386	9 951 069	6 097 639	2 357 985	1
A Poljoprivreda, lov i šumarstvo	989 225	959 720	3	-	18 737	-	-	1 982	3 743	2
B Ribarstvo	45 724	-	33 504	-	-	-	-	12 173	-	3
C Rudarstvo i vadenje	732 819	-	-	716 394	7 668	-	6 208	-	392	4
CA Vadenje energetskih sirovina	630 133	-	-	617 642	4 781	-	6 181	-	-	5
CB Vadenje ruda i kamena, osim energetskih sirovina	102 686	-	-	98 752	2 887	-	27	-	392	6
D Prerađivačka industrija	7 141 554	8 783	-	727 513	6 033 957	-	64 431	240 571	28 805	7
DA Proizvodnja hrane, pića i duhanskih proizvoda	1 691 636	8 706	-	-	1 592 436	-	63 750	19 196	5 618	8
DB Proizvodnja tekstila i tekstilnih proizvoda	243 039	-	-	-	220 385	-	-	18 473	3 312	9
DC Proizvodnja kože i proizvoda od kože	25 865	-	-	-	24 661	-	-	962	-	10
DD Prerada drva i proizvodi od drva	137 922	-	-	-	137 506	-	416	-	-	11
DE Proizvodnja celuloze, papira i proizvoda od papira; izdavačka i tiskarska djelatnost	436 881	77	-	-	433 162	-	-	3 454	-	12
DF Proizvodnja koks, naftnih derivata i nuklearnoga goriva	1 508 073	-	-	725 971	585 099	-	-	177 736	-	13
DG Proizvodnja kemikalija, kemijskih proizvoda i umjetnih vlakana	464 785	-	-	-	464 131	-	-	473	107	14
DH Proizvodnja proizvoda od gume i plastike	180 197	-	-	-	168 197	-	-	411	11 589	15
DI Proizvodnja ostalih nemetalnih mineralnih proizvoda	777 889	-	-	1 542	759 822	-	-	7 014	8 112	16
DJ Proizvodnja metala i proizvoda od metala	467 483	-	-	-	464 604	-	-	9	-	17
DK Proizvodnja strojeva i uređaja, d. n.	170 032	-	-	-	167 285	-	265	1 388	-	18
DL Proizvodnja električne i optičke opreme	466 417	-	-	-	458 756	-	-	2 798	67	19
DM Proizvodnja prijevoznih sredstava	365 856	-	-	-	361 256	-	-	146	-	20
DN Ostala prerađivačka industrija, d. n.	205 479	-	-	-	196 657	-	-	8 511	-	21
E Opskrba električnom energijom, plinom i vodom	3 711 993	2 496	-	-	1 974	3 556 084	8 290	3 133	933	22
F Građevinarstvo	7 263 772	-	-	612	18 762	40 678	7 075 276	2 605	96 486	23
G Trgovina na veliko i na malo; popravak motornih vozila i motocikla te predmeta za osobnu uporabu i kućanstvo	6 083 804	25 792	1 428	11 226	52 749	-	7 760	5 806 380	61 361	24
H Hoteli i restorani	2 181 174	215	-	-	-	1 084	505	6 637	2 099 785	25
I Prijevoz, skladištenje i veze	5 387 817	1 339	-	1 202	3 370	-	556	5 633	3 728	26
J Financijsko posredovanje	3 617 644	-	7	-	-	-	-	-	1 166	27
K Poslovanje nekretninama, iznajmljivanje i poslovne usluge	4 294 859	2 727	-	4 374	12 263	-	1 329 389	2 570	24 240	28
L Javna uprava i obrana; obvezno socijalno osiguranje	6 136 894	5 561	139	-	215	449 478	1 455 591	12 864	987	29
M Obrazovanje	380 776	12	-	-	-	-	-	38	789	30
N Zdravstvena zaštita i socijalna skrb	617 592	1 330	-	-	45	-	-	9	120	31
O Ostale društvene, socijalne i osobne uslužne djelatnosti	1 332 252	2 106	-	-	-	3 062	3 063	3 044	35 450	32
P Djelatnosti kućanstava	-	-	-	-	-	-	-	-	-	33
Q Izvanteritorijalne organizacije i tijela	-	-	-	-	-	-	-	-	-	34

INVESTICIJE  
GROSS FIXED CAPITAL FORMATION (GROSS INVESTMENT)

u tis. kuna  
Thousand kuna

investicija investment									Activity of investor
I	J	K	L	M	N	O	P	Q	
Prijevoz, skladištenje i veze <i>Transport, storage and communication</i>	Financijsko posredovanje <i>Financial intermediation</i>	Poslovanje nekretnima, iznajmljivanje i poslovne usluge <i>Real estate, renting and business activities</i>	Javna uprava i obrana; obvezno socijalno osiguranje <i>Public administration and defence; compulsory and social security</i>	Obrazovanje <i>Education</i>	Zdravstvena zaštita i socijalna skrb <i>Health and social work</i>	Ostale društvene, socijalne i osobne uslužne djelatnosti <i>Other community, social and personal service activities</i>	Djelatnosti kućanstava <i>Activities of households</i>	Izvanteritorijalne organizacije i tijela <i>Extra-territorial organizations and bodies</i>	
1	5 514 566	3 615 046	4 414 370	869 879	1 031 761	975 700	2 383 275	-	Total
2	4 130	-	792	-	-	-	118	-	A Agriculture, hunting and forestry
3	-	-	47	-	-	-	-	-	B Fishing
4	1 529	-	628	-	-	-	-	-	C Mining and quarrying
5	1 529	-	-	-	-	-	-	-	CA Mining and quarrying of energy producing materials
6	-	-	628	-	-	-	-	-	CB Mining and quarrying, except of energy producing materials
7	803	-	31 274	-	-	-	5 417	-	D Manufacturing
8	430	-	1 500	-	-	-	-	-	DA Manufacture of food products, beverages and tobacco
9	-	-	869	-	-	-	-	-	DB Manufacture of textiles and textile products
10	-	-	-	-	-	-	242	-	DC Manufacture of leather and leather products
11	-	-	-	-	-	-	-	-	DD Manufacture of wood and wood products
12	-	-	188	-	-	-	-	-	DE Manufacture of pulp, paper and paper products; publishing and printing
13	86	-	19 181	-	-	-	-	-	DF Manufacture of coke, refined petroleum products and nuclear fuel
14	-	-	74	-	-	-	-	-	DG Manufacture of chemicals, chemical products and man-made fibres
15	-	-	-	-	-	-	-	-	DH Manufacture of rubber and plastic products
16	-	-	1 399	-	-	-	-	-	DI Manufacture of other non-metallic mineral products
17	-	-	2 870	-	-	-	-	-	DJ Manufacture of basic metals and fabricated metal products
18	-	-	-	-	-	-	1 094	-	DK Manufacture of machinery and equipment, n.e.c.
19	-	-	4 796	-	-	-	-	-	DL Manufacture of electrical and optical equipment
20	-	-	373	-	-	-	4 081	-	DM Manufacture of transport equipment
21	287	-	24	-	-	-	-	-	DN Manufacturing, n.e.c.
22	-	-	602	373	-	-	138 108	-	E Electricity, gas and water supply
23	-	-	23 678	-	-	-	5 675	-	F Construction
24	5 078	13	103 462	-	-	-	8 555	-	G Wholesale and retail trade; repair of motor vehicles, motorcycles and personal and household goods
25	1 942	-	3 687	-	-	-	67 319	-	H Hotels and restaurants
26	5 359 924	29	8 030	-	-	-	4 006	-	I Transport, storage and communication
27	1 373	3 615 004	-	94	-	-	-	-	J Financial intermediation
28	118 560	-	2 785 505	-	-	6 849	8 382	-	K Real estate, renting and business activities
29	17 275	-	1 448 722	869 221	651 723	353 736	871 382	-	L Public administration and defence; compulsory social security
30	-	-	1 343	-	378 180	-	414	-	M Education
31	-	-	973	-	-	615 115	-	-	N Health and social work
32	3 952	-	5 627	191	1 858	-	1 273 899	-	O Other community, social and personal service activities
33	-	-	-	-	-	-	-	-	P Activities of households
34	-	-	-	-	-	-	-	-	Q Extra-territorial organizations and bodies