

20. TRANSPORT I KOMUNIKACIJE

METODOLOŠKA OBJAŠNENJA

Izvori i metode prikupljanja podataka

Podaci o prijevozu, pratećim i pomoćnim djelatnostima u prijevozu te poštanskim, kurirskim i telekomunikacijskim uslugama prikupljeni su izvještajnom metodom, tjednim, mjesečnim, tromjesečnim ili godišnjim statističkim izvještajima. Podaci su prikazani prema NKD-u 2002., područje I, i odnose se na željeznički prijevoz, ostali kopneni prijevoz (cestovni), pomorski i obalni prijevoz, prijevoz unutrašnjim vodenim putovima, zračni prijevoz i cjevovodni transport. Prikazani su podaci o pratećim i pomoćnim djelatnostima u prijevozu (prekrcaj, rad morskih luka, rad luka unutrašnjih vodenih putova i rad zračnih luka) te poštanske, kurirske i telekomunikacijske usluge. Podaci o duljini i vrsti cesta prikupljeni su od Hrvatskih cesta d. o. o. Podaci o broju registriranih cestovnih motornih i priključnih vozila, vozača i prometnih nezgoda prikupljeni su od Ministarstva unutarnjih poslova Republike Hrvatske.

Obuhvat i usporedivost

Podaci o željezničkoj infrastrukturi, prijevoznim sredstvima te prijevozu putnika i robe odnose se na rad pravnih osoba koje su upisane u Registar poslovnih subjekata u Državnom zavodu za statistiku, a obavljaju željeznički prijevoz putnika i robe. Podaci o željezničkom prijevozu putnika obuhvaćaju i gradski prijevoz putnika.

Podaci o cestovnom prijevozu putnika odnose se na rad poslovnih subjekata koji se bave prijevozom putnika autobusima.

Od 2001. podaci o cestovnom prijevozu robe odnose se na rad poslovnih subjekata koji raspolažu cestovnim teretnim vozilima registriranima kod Ministarstva unutarnjih poslova i bave se prijevozom robe u javnom prijevozu ili za vlastite potrebe.

Istraživanje se provodi metodom uzorka, tjednim praćenjem rada uzorkom izabranih vozila.

Statističke jedinice jesu cestovna teretna motorna vozila (uključujući tegljače) nosivosti veće od 3 500 kg, registrirana kod Ministarstva unutarnjih poslova. Izvještajne jedinice jesu poslovni subjekti (pravne i fizičke osobe) koji su vlasnici ili korisnici cestovnoga teretnoga motornog vozila izabrana uzorkom.

Podaci o gradskom prijevozu odnose se na rad poslovnih subjekata koji obavljaju gradski prijevoz (tramvajima i autobusima) u gradskim i prigradskim naseljima.

Podaci o cestovnom graničnom prometu motornih vozila obuhvaćaju sva cestovna motorna vozila, putnike i robu koji su prešli granicu i ušli u Republiku Hrvatsku odnosno izašli iz Republike Hrvatske. Uključena su vozila i putnici u tranzitu.

Podaci o cestovnom graničnom prometu osobnih vozila, autobusa i putnika te podaci o graničnom prometu putnika u željezničkom, pomorskom i zračnom prijevozu prikupljeni su iz evidencije granične policije Ministarstva unutarnjih poslova. Izvor podataka za cestovni granični promet teretnih motornih vozila i robe jest evidencija Carinske uprave.

Podaci o cjevovodnom transportu odnose se na rad pravnih osoba koje su upisane u Registar poslovnih subjekata u Državnom zavodu za statistiku. Cjevovodni transport obuhvaća transport nafte i transport plina.

Podaci o pomorskom i obalnom prijevozu odnose se na rad poslovnih subjekata koji se bave pomorskim prijevozom. Istraživanjem su obuhvaćene sve pravne osobe koje raspolažu teretnim brodovima tonaže veće od 1 000 GT odnosno putničkim brodovima tonaže veće od 600 GT.

TRANSPORT AND COMMUNICATION

NOTES ON METHODOLOGY

Sources and methods of data collection

Data on transport, supporting and auxiliary activities in transport and postal, courier and telecommunication services are for the most part obtained from monthly, quarterly and annual statistical reports. Data are presented according to the NKD 2002., section I and relate to: railway transport, other land transport (road), sea water and coastal transport, inland water transport, air transport and transport via pipelines. Data are presented on supporting and auxiliary activities in transport (cargo transshipment, activity in seaports, activity in ports of inland water transport, activity at airports) and postal, courier and telecommunication services. Data on the length and type of roads have been taken over from the Croatian Roads. Data on registered motor vehicles and trailers, drivers and road accidents are supplied by the Ministry of the Interior of the Republic of Croatia.

Coverage and comparability

Data on railway infrastructure, transport equipment, transport of passengers and goods refer to the activity of legal entities registered in the Register of Business Entities of the Central Bureau of Statistics that are engaged in railway transport of passengers and goods. Also included is the urban transport of passengers.

Data on road transport of passengers relate to activity of business entities that are engaged in transport of passengers by buses.

Since 2001, data on road transport of goods have related to activity of business entities engaged in transport of goods for hire or reward or for own account that dispose of road goods vehicles, which are registered with the Ministry of the Interior.

The random sample method is used to carry out the survey. Vehicles selected into the sample are monitored during the period of one week.

Statistical units are goods road motor vehicles (including road tractors) with a loading capacity of over 3 500 kg, which are registered with the Ministry of the Interior. Reporting units are business entities (legal entities and natural persons) owning or just using a goods road motor vehicle selected into the sample.

Data on transport in urban areas include the activity of business entities engaged in providing transport (by tramways and buses) in urban and suburban areas.

Data on road cross-border traffic of motor vehicles cover all road motor vehicles, passengers and goods entering and leaving the territory of the Republic of Croatia, including vehicles and passengers in transit.

Data on cross-border road traffic of passenger cars, buses and passengers, as well as data on cross-border traffic of passengers in railways, sea water and air transport are collected from records of the border police of the Ministry of the Interior. Data source for cross-border traffic of freight motor vehicles and goods are the records of the Customs Administration Office.

Data on pipeline transport relate to the activities of legal entities registered in the Register of Business Entities of the Central Bureau of Statistics. Pipeline transport includes transport of oil and gas.

Data on seawater and coastal transport relate to the activities of business entities which are engaged in seawater transport. Including all legal entities that dispose of cargo ships of over 1 000 GT and passenger ships of over 600 GT.

Data on inland water transport relate to the operation of business entities

Podaci o prijevozu robe na unutrašnjim vodenim putovima odnose se na rad poslovnih subjekata koji se bave prijevozom robe unutrašnjim vodenim putovima.

Podaci o zračnom prijevozu odnose se na rad pravnih osoba koje su upisane u Registar poslovnih subjekata u Državnom zavodu za statistiku, a bave se zračnim prijevozom putnika i robe. Podaci se prate od 1991.

Podaci o pratećim djelatnostima prekrcajnih usluga odnose se na rad pravnih osoba koje su upisane u Registar poslovnih subjekata Državnog zavoda za statistiku, a bave se prekrcajem u morskim lukama, lukama unutrašnjih voda (pristaništima), na željezničkim kolodvorima i ostalim mjestima.

Podaci koji se odnose na promet u morskim lukama obuhvaćaju prispjele i otpuvala putnike te prispjelu i otpremljenu robu brodovima domaćih i stranih zastava te se odnose na rad svih morskih luka u Republici Hrvatskoj. Obuhvaćeni su svi brodovi čija je duljina veća od 12 m i bruto tonaža veća od 15 ili su ovlaštene prevoziti više od 12 putnika. Od 2004. primjenjuje se nova metodologija te je znatno poboljšan obuhvat unutrašnjeg prometa i podaci nisu usporedivi s prijašnjim godinama.

Podaci o prometu brodova, putnika i robe po lučkim kapetanijama i lukama odnose se na statističke luke. Pri definiranju „statističke luke“ kao polazna osnova uzet je već postojeći definirani sustav Lučkih ispostava. Podatak za svaku statističku luku sadržava i podatke za sve izvještajne luke koje su u djelokrugu dotične statističke luke. Podaci o prometu putnika uključuju i putnike na brodovima za kružna putovanja (tzv. cruiseri).

Podaci o pratećim djelatnostima na unutrašnjim vodenim putovima odnose se na rad luka unutrašnjih vodenih putova, a obuhvaćaju robu prispjelu i otpremljenu brodovima domaćih i stranih zastava. Podatke dostavljaju kapetanije luka unutrašnjih vodenih putova. Kako bi se postigla međunarodna usporedivost podataka (prema Direktivi Vijeća Europske komisije 80/1119/EC), u području prijevoza unutrašnjim vodenim putovima i prometa u lukama na unutrašnjim vodenim putovima u 2005. je promijenjen obuhvat istraživanja pa je došlo do prekida vremenske serije. Podaci nisu usporedivi s prijašnjim godinama.

Podaci o pratećim djelatnostima u zračnom prijevozu obuhvaćaju rad zračnih luka: prihvata zrakoplova, putnika i robe. Obuhvaćeni su domaći i strani zrakoplovi.

Podatke o poštanskim i kurirskim uslugama dostavljaju pravne osobe koje su upisane u Registar poslovnih subjekata Državnog zavoda za statistiku, a bave se poštanskim i kurirskim uslugama. Pismonosne i paketne pošiljke obuhvaćaju broj pismonosnih pošiljaka prispjelih u unutrašnjem prometu te prispjelih i otpremljenih u međunarodnom prometu.

Podaci o telekomunikacijskim uslugama odnose se na rad pravnih osoba koje su upisane u Registar poslovnih subjekata Državnog zavoda za statistiku, a bave se telekomunikacijskim uslugama.

Podaci o broju ozlijeđenih i poginulih osoba u prometnim nesrećama, dobiveni od MUP-a, obuhvaćaju sve sudionike prometnih nesreća na teritoriju Republike Hrvatske bez obzira na državljanstvo. Osobom poginulom u prometnoj nesreći smatra se svaka osoba smrtno stradala na mjestu nesreće i umrla do 30 dana od posljedica nesreće na teritoriju Republike Hrvatske, bez obzira na državljanstvo.

Definicije

Prijevoz uz naknadu ili nagradu u cestovnom prijevozu (javni prijevoz) jest prijevoz ljudi i robe koji se obavlja uz naknadu u ime trećih osoba.

Prijevoz za vlastite potrebe u cestovnom prijevozu jest prijevoz koji se ne

which are engaged in inland water transport.

Data on air transport relate to the operation of legal entities registered in the Register of Business Entities of the Central Bureau of Statistics, which are engaged in air transport of goods and passengers. They have been monitored since 1991.

Data on supporting and auxiliary transshipment activities relate to the operation of legal entities registered in the Register of Business Entities of the Central Bureau of Statistics, which are engaged in transshipment in sea ports, inland waterway ports (landing places), railway stations and other places.

Data on traffic in seaports include arrivals and departures of passengers and on loaded and unloaded goods on ships under domestic and foreign flags and relate to activities in all seaports in the Republic of Croatia. This covers all ships with length of more than 12 m and of over 15 gross tonnage or those authorised to carry more than 12 passengers. Since 2004, a new methodology has been applied, so data are not comparable to previous years and the statistical coverage of domestic traffic has been significantly improved.

Data on traffic of ships, passengers and goods according to harbour master's offices refer to statistical ports. An already existing „port system“ of branch offices of harbour master's offices has been used as the initial base on defining „statistical ports“. The data on each statistical port include also the data of all ports under competence of statistical port concerned. Data on traffic of passengers include passengers on cruise ships.

Data on supporting and auxiliary activities in inland water transport relate to the operation of inland water ports that include arrivals and departures of goods on both domestic and foreign vessels. The data are supplied by harbour master's offices. In order to obtain the international comparability of data (in accordance with the Directive of the Council of the European Commission 80/1119/EZ), the coverage of survey has been changed in the area of goods transport in inland waterways and inland waterway ports in 2005 leading to the break in time series. Data are not comparable with previous years.

Data on supporting and auxiliary activities in air transport relate to the operation of airports: receipt of aircrafts, passengers and goods. Included are both foreign and domestic aircrafts.

Data on postal and courier services are supplied by legal entities registered in the Register of Business Entities of the Central Bureau of Statistics, which are engaged in postal and courier services. Letter and parcel postal services include the number of letters arrived in domestic traffic, as well as those arrived and sent in international traffic.

Data on communication services relate to activities of legal entities registered in the Register of Business Entities of the Central Bureau of Statistics, which are engaged in communication services.

Data on killed and injured persons in traffic accidents, submitted by the Ministry of the Interior, comprise all participants of traffic accidents on the territory of the Republic of Croatia, irrespective of their citizenship. A person killed in a traffic accident is any person killed on the spot or died on the territory of the Republic of Croatia within 30 days from effects of a traffic accident, irrespective of citizenship.

Definitions

Transport for hire or reward in road transport is the carriage for remuneration, of persons or goods, on behalf of third parties.

Transport on own account in road transport is a transport that is not for hire

obavlja uz naknadu ili nagradu.

Putnik je svaka osoba koja putuje u cestovnom, željezničkom, vodenom ili zračnom prijevoznom sredstvu isključujući uslužno osoblje vlaka, autobusa, tramvaja, broda, zrakoplova i teretnih prijevoznih sredstava.

Prijevoz putnika (s obzirom na prijelaz državne granice) dijeli se na unutrašnji i međunarodni.

Unutrašnji prijevoz obuhvaća prijevoz putnika obavljen između mjesta ukrcaja i mjesta iskrcanja unutar granica Republike Hrvatske.

Međunarodni prijevoz obuhvaća prijevoz putnika između mjesta ukrcaja u Republici Hrvatskoj i mjesta iskrcanja u inozemstvu i obratno te prijevoz obavljen između dva mjesta u inozemstvu.

Pod **robom** se podrazumijeva svaka roba koja se prevozi željezničkim, cestovnim, vodenim, zračnim prijevoznim sredstvima i transportira cjevovodima.

Prijevoz robe dijeli se na sljedeće kategorije:

Unutrašnji prijevoz podrazumijeva prijevoz robe obavljen između ukrcajnih i iskrcajnih mjesta unutar granica Republike Hrvatske.

Izvoz podrazumijeva prijevoz robe koja je ukrkana unutar granica Republike Hrvatske, a iskrcana u nekoj stranoj zemlji bez obzira na podrijetlo robe.

Uvoz podrazumijeva prijevoz robe koja je ukrkana izvan granica Republike Hrvatske, a iskrcana u Republici Hrvatskoj bez obzira na podrijetlo robe.

Tranzit bez prekrcanja (izravni) podrazumijeva prijevoz robe kroz hrvatski teritorij istom vrstom prijevoza između dva mjesta (mjesta ukrcaja i mjesta iskrcanja) koja se nalaze u drugoj zemlji ili drugim zemljama.

Tranzit s prekrcanjem podrazumijeva prijevoz robe kroz hrvatski teritorij između dva mjesta koja se nalaze u drugoj zemlji ili drugim zemljama s prekrcanjem robe u Hrvatskoj.

Putnički kilometar jest mjerna jedinica koja izražava prijevoz jednog putnika na udaljenosti od jednog kilometra.

Tonski kilometar jest mjerna jedinica koja izražava prijevoz jedne tone robe na udaljenosti od jednog kilometra.

Željeznički prijevoz

Građevinska duljina pruge jest duljina željezničke pruge mjerena po osi kolosijeka (pruge) od početne do završne točke građenja.

Inventurni park prijevoznih sredstava obuhvaća sva vlastita željeznička vozila koja dijelimo prema osnovnoj namjeni na ona koja se kreću svojom vlastitom snagom ili koja vuče drugo prijevozno sredstvo. Željeznička vozila koja se kreću vlastitom snagom obuhvaćaju lokomotive svih vrsta. Prijevozna sredstva podijeljena su prema namjeni na ona za prijevoz putnika i ona za prijevoz robe.

Lokomotivski (vozni) kilometri prijeđeni su kilometri lokomotiva.

Vučeni brutotonski kilometar jest mjerna jedinica koja izražava kretanje na udaljenosti od jednoga kilometra jedne tone vozila i sadržaja isključujući masu vučnog vozila. Uključena je masa motornih kola.

Cestovni prijevoz

or reward.

Passenger is any person who makes a voyage on road, rail, seawater and air transport equipment, excluding service staff.

If considered in terms of country borders, transport of passengers is divided into domestic and international one.

Domestic transport is conveying of passengers between the place of embarkment and the place of disembarkment within the borders of the country.

International transport is conveying of passengers between the place of embarkment in our country and the place of disembarkment abroad, or the other way round, as well as between two places in another country.

Goods are any goods moved on rail, road, sea and on navigable inland waterway, air transport equipment and via pipeline.

Transport of goods is divided into the following categories:

Domestic transport implies transport of goods between places of loading and unloading within the borders of the country.

Export implies transport of goods loaded in our country and unloaded in another country, irrespective of the origin of goods.

Import implies transport of goods loaded out of our country and unloaded in our country, irrespective of the origin of goods.

Transit without transshipment (direct transit) implies transport of goods through Croatian territory in the same means of transport between two places (a place of loading and a place of unloading), both located in another country or in other countries.

Transit with transshipment implies transport of goods through Croatian territory between two places, both located in another country or in other countries with transshipment of goods in Croatia.

Passenger kilometre is a unit of measure representing transport of one person over a distance of one kilometre.

Tonne kilometre is a unit of measure representing transport of one tonne over a distance of one kilometre.

Railway transport

The construction length of line is a distance measured between the beginning point to the final point of construction.

Rolling stock includes own railway vehicles that are basically divided according to their purpose, to those moving under their own power or hauled by other vehicles. Railway vehicles moving under their power comprise all types of locomotives. Transportation means are divided into the ones for carrying passengers and the ones for carrying goods.

Locomotive (train) kilometres are distances in kilometres travelled by locomotives.

Gross tonne-kilometre hauled is a unit of measure representing the movement over a distance of one kilometre of one tonne of vehicle and contents, excluding the weight of tractive vehicle. The weight of railcars is included.

Road transport

Državna cesta jest javna cesta koja povezuje cjelokupni teritorij Republike Hrvatske s mrežom europskih cesta, a ima najmanje dva prometna traka širine najmanje tri metra.

Županijska cesta jest javna cesta koja povezuje područje jedne ili više županija.

Lokalna cesta jest javna cesta koja povezuje područje grada i/ili općine.

Autocesta je javna cesta posebno sagrađena i namijenjena isključivo prometu motornih vozila koja ima dva fizički odvojena kolnička traka (zeleni pojas, zaštitnu ogradu i sl.) za promet iz suprotnih smjerova s po najmanje dva prometna traka širine najmanje 3,5 m, bez raskrižja s poprečnim cestama i željezničkim ili tramvajskim prugama u istoj razini, u čiji se promet može uključiti odnosno isključiti samo određenim i posebno sagrađenim priključnim prometnim trakovima za ubrzavanje ili usporavanje odnosno priključnim rampama, kojom je omogućen siguran prometni tok vozila brzinom od najmanje 80 km/h i koja je kao autocesta označena propisanim prometnim znakom.

Međunarodna E-cesta javna je cesta međunarodnim aktom svrstana u mrežu međunarodnih cesta.

Vozilo na motorni pogon svako je vozilo koje se pokreće snagom vlastitog motora, osim vozila koja se kreću tračnicama. Vrste vozila na motorni pogon: moped, motocikl, osobni automobil, autobus, teretni automobil, kombinirani automobil, radni stroj, radno vozilo i traktor.

Granični promet

Granični prijelaz jest mjesto namijenjeno prijelazu državne granice.

Granični prijelazi za međunarodni promet namijenjeni su graničnom prometu građana Republike Hrvatske i građana drugih zemalja.

Granični prijelazi za međudržavni promet namijenjeni su graničnom prometu građana Republike Hrvatske i građana susjednih zemalja.

Pomorski prijevoz

Luke su posebno sagrađena mjesta na morskoj obali u kojima se ukrcavaju i iskrcavaju putnici i teret.

Brod je plovni objekt namijenjen za plovidbu morem čija je duljina veća od 12 m i bruto tonaža veća od 15 ili je ovlašten prevoziti više od 12 putnika.

Putničkim brodovima smatraju se svi brodovi koji imaju više od 12 putničkih mjesta.

Teretnim brodovima smatraju se brodovi namijenjeni ponajprije prijevozu tereta, a nemaju više od 12 putničkih mjesta.
Kapacitet brodova iskazuje se u sljedećim jedinicama:

NRT (netoregistrarska tona) jest mjerna jedinica koja obuhvaća samo koristan prostor za prijevoz robe.

GT (bruto tonaža) jest mjerna jedinica koja iskazuje zapremninu ukupnoga zatvorenog prostora broda.

kW jest mjerna jedinica za optimalnu snagu brodskih motora.

DWT je nosivost broda, odnosno dopuštena težina tereta koji se može istodobno smjestiti na brod.

Putnička milja jest mjerna jedinica koja izražava prijevoz jednog putnika na udaljenosti od jedne morske milje.

Tonska milja jest mjerna jedinica koja izražava prijevoz jedne tone robe na udaljenosti od jedne morske milje. Tonske milje preračunavaju se u tonske kilometre prema omjeru 1 milja = 1 852 metra.

Zračni prijevoz

State road is a public road that connects the whole territory of the Republic of Croatia with the European roads network, consisting of at least two lanes not less than 3 m wide.

County road is a public road that connects the territory of one or more counties.

Local road is a public road that connects the territories of a town (city) and/or municipality.

Motorway is a public road specially built and intended for the traffic of motor vehicles, having two non-adjointing carriage ways for traffic (green area, protective fence, etc.) in either direction with at least two lanes not less than 3.5 m wide, no crossing with roads, railways or tramways on the same level and with specially constructed lanes for speeding or slowing down and junctions for access or exit which make traffic safer and easier at speed of at least 80 km/h; the motorway is marked with a prescribed traffic sign.

International E-road is a public road included in the international road network under international agreements.

Motor vehicle is a vehicle that drives by using its own means of propulsion, except for the vehicles on rails. Types of motor vehicles: moped, motorcycle, passenger car, bus, goods road vehicle, light van, work engine, work vehicle, road tractor.

Border traffic

Border crossing is a place intended for crossing the state border.

Border crossings for international traffic are intended for cross-border traffic of citizens of Republic of Croatia and citizens of other countries.

Border crossings for interstate traffic are intended for cross-border traffic of citizens of Republic of Croatia and citizens of the neighbouring countries.

Seawater transport

Ports are places especially built on a seaside for loading and unloading goods and passengers.

Ship is seagoing vessel designed for navigation at sea with length more than 12 m and more than 15 GT or authorised for transport more than 12 passengers.

Passenger vessels are all vessels with 12 passenger seats and over.

Cargo ships are ships for the carriage of cargo and have up to 12 passenger seats.

Carrying capacity of ships is expressed in the following units:

NRT (net registered tonne) is a unit of measure including only utilised capacity for the transport of goods.

GT (gross tonnage) is unit of measure expressing a total closed space below and above ship deck.

kW is a unit of measure for optimum power of ship engines.

DWT represents a maximum load of a ship, that is, total weight allowed.

Passenger mile is a unit of measure representing a transport of one passenger over a distance of one sea mile.

Tonne-mile is a unit of measure representing a transport of one tonne of goods over a distance of one sea mile. Tonne miles are converted into tonne-kilometres by the ratio 1 mile = 1 852 meters.

Air transport

Bruto nosivost jest razlika ukupne težine zrakoplova pri polijetanju i bazne težine zrakoplova.

Neto nosivost ili raspoloživa korisna nosivost zrakoplova plaćeni je kapacitet zrakoplova predviđen za prijevoz putnika, prtljage, robe i pošte. Broj radnih letova odnosi se na komercijalne redovite i izvanredne letove.

Prijevoz tereta obuhvaća prijevoz robe i pošte u domaćem i međunarodnom prijevozu.

Roba izražava težinu prevezene robe osim pošte, zaliha i prtljage uključujući ekspresne i diplomatske torbe, ali ne i prtljagu putnika.

Pošta izražava pismovne pošiljke i druge predmete prevezene zrakoplovom koji su dostavljeni od ili su namijenjeni za dostavu poštanskoj administraciji.

Telekomunikacije

Broj glavnih telefonskih linija u fiksnoj telefoniji jednak je zbroju priključaka POTS (analognih priključaka), priključaka ISDN (jedan priključak ISDN BRA = 2B + D kanal), priključak ISDN PRA = do 30 kanala) i priključaka FGSM (priključak koji simulira standardni telefonski priključak koristeći se GSM tehnologijom – upotrebljava se tamo gdje zbog određenih razloga nije moguće uvesti standardnu telefonsku liniju).

Prekrcaj

Prekrcane tone robe jesu one tone robe koje se iskrcavaju, ukrcavaju ili izravno prekrcaju, a u statistici se evidentiraju samo jedanput.

Izmanipulirana tona (tona operacije) jedinica je radnog učinka koja predstavlja zbroj operacija evidentiranih prema načinu na koji su izvršene (ukrcaj, iskrcaj, direktni prekrcaj i premještanje).

STATISTIČKE PUBLIKACIJE

Statistička izvješća

285 R; 329 R,ZO,O; 363 R,ZO,O; 400 R,ZO,O; 439 R,ZO; 477 R,ZO; 515 R,ZO,O; 562 R,ZO,O; 601 R,ZO,O; 628 R,ZO,O; 665 R; 707 R; 743 R; 786 R; 823 R; 857 R,O; 906 R,O; 940 R,Ž; 968 R,Ž; 1001 R,Ž; 1029 R,Ž; 1030 R,Ž; 1031 R,Ž; 1057 R,Ž; 1080 R,Ž; 1106 R,Ž; 1136 R,Ž; 1164 R,Ž; 1197 R,Ž; 1230 R,Ž; 1231 R,Ž; 1266 R,Ž; 1298 R,Ž.

Studije i analize

71. Milan Tojagić:
Analiza po granama prometa u SR Hrvatskoj za 1988.
82. Danica Pikec:
Analiza međunarodnih tokova robe i putnika u cestovnom prometu u 1996.

Metodološke upute

Gross carrying capacity is a difference between its maximum permitted weight at take-off and its basic weight.

Net carrying capacity or available useful capacity is a paid capacity of an aircraft intended for transport of passengers, luggage, cargo and posts. Number of working flights refers to commercial regular and special flights.

Freight transport includes goods and mail transport in the domestic and international transport.

Goods are considered a weight carried, other than mail, stocks and baggage, an also including express and diplomatic bags, but not passengers' baggage.

Mail is considered mail items and other objects carried by aircraft that are delivered by or are intended to be delivered to the postal administration.

Telecommunications

Number of main telephone lines are presented with the total sum of POTS (analogue) telephone lines, ISDN lines (one ISDN BRA line = 2B + D channels; ISDN PRA line = up to 30 channels) and FGSM lines (line that simulates a standard telephone line using GSM technology. It is used when implementation of a standard telephone line is not possible).

Transshipment

Transshipment tonnes are tonnes of goods loaded, unloaded or directly transhipped, but in statistics they are registered only once, irrespective of multiple transfers.

Manipulated tonne (tonne of operation) is a unit of working effect representing a sum of operations registered by kind (loading, unloading, direct transshipment and transfer).

STATISTICAL PUBLICATIONS

Statistical Reports

285 R; 329 R,AM,M; 363 R,AM,M; 400 R,AM,M; 439 R,AM; 477 R,AM; 515 R,AM,M; 562 R,AM,M; 601 R,AM,M; 628 R, AM,M; 665 R; 707 R; 743 R; 786 R; 823 R; 857 R,M; 906 R,M; 940 R,C; 968 R,C; 1001 R,C; 1029 R,C; 1030 R,C; 1031 R, C; 1057 R,C; 1080 R,C; 1106 R,C; 1136 R,C; 1164 R,C; 1197 R,C; 1230 R,C; 1231 R,C; 1266 R,C; 1298 R,C.

Studies and analyses

71. Milan Tojagić:
Analysis by Traffic Trade Branches in SR Croatia for 1988
82. Danica Pikec:
Analysis of International Flows of Goods and Passengers in Road Transport in 1996

Methodologies

TRANSPORT I KOMUNIKACIJE
TRANSPORT AND COMMUNICATION

3. Cestovni prijevoz
4. Prekrcaj
6. Cestovni prijevoz za vlastite potrebe
9. Brojenje prometa na E-cestama
10. Indeksi fizičkog obujma usluga u hrvatskom prometnom sustavu
16. Gradski prijevoz
30. Metodološki priručnik za statistiku transporta
51. Priručnik za provedbu statističkog istraživanja Prijava o dolasku broda u luku i odlasku broda iz luke

Izvanredna izdanja

Pojmovnik za statistiku prometa

Pojmovnik za statistiku prometa. Drugo, dopunjeno izdanje

Transport i komunikacije 1971. – 2001.

Cestovni prijevoz robe – rezultati pilot istraživanja

Cestovni prijevoz robe – rezultati istraživanja

Cestovni prijevoz robe u 2002.

Terminologija za kombinirani prijevoz

Cestovni prijevoz robe 2001. – 2005.

- 3 *Road Transport*
- 4 *Transshipment*
- 6 *Road Transport for Own-Account*
- 9 *Road Traffic Count on E-roads*
- 10 *Index of Total Volume of Transport in the Croatian Transportation System*
- 16 *Urban Traffic*
- 30 *Methodological Manual for Transport Statistics*
- 51 *Manual for Carrying Out Statistical Survey Report on Arrivals and Departures of Ships into and from Sea Ports*

Special Editions

Glossary for Transport Statistics (EUROSTAT)

Glossary for Transport Statistics. Second edition (EUROSTAT)

Transport and Communications, 1971 – 2001

Road Transport of Goods – Pilot Survey Results

Road Transport of Goods – Survey Results

Road Transport of Goods in 2002

Combined Transport Terminology

Road Transport of Goods, 2001 – 2005

R = Republika Hrvatska
ZO = zajednice općina
Ž = županije
O = općine

R = the Republic of Croatia
AM = Regional Associations of Municipalities
C = Counties
M = Municipalities

20-1. PRIJEVOZ PUTNIKA I ROBE
 TRANSPORT OF PASSENGERS AND GOODS

	Željeznički prijevoz Railway transport		Cestovni prijevoz Road transport		Cjevovodni transport Pipeline transport	Pomorski i obalni prijevoz Sea water and coastal transport		Prijevoz unutrašnjim vodenim putovima Inland waterway transport	Zračni prijevoz Air transport	
	prevezeni putnici, tis. ¹⁾ Passengers carried, '000 ¹⁾	prevezena roba, tis. t ²⁾ Goods carried, '000 t ²⁾	prevezeni putnici, tis. Passengers carried, '000	prevezena roba, tis. t ³⁾ Goods carried, '000 t ³⁾	transportirano nafta i plina, tis. t Oil and gas transported, '000 t	prevezeni putnici, tis. Passengers carried, '000	prevezena roba, tis. t Goods carried, '000 t	prevezena roba, tis. t Goods carried, '000 t	prevezeni putnici, tis. Passengers carried, '000	prevezena roba, tis. t Goods carried, '000 t
1981.	43 691	42 370	165 492	20 288	-	6 545	19 521	5 179	-	-
1982.	44 903	42 714	171 447	18 898	-	6 584	17 796	4 209	-	-
1983.	46 251	44 131	177 020	17 142	-	6 731	18 464	4 149	-	-
1984.	47 001	45 691	185 809	17 527	-	7 151	20 947	4 339	-	-
1985.	49 389	44 851	178 389	17 073	-	7 620	21 710	3 929	-	-
1986.	49 032	42 276	180 808	17 574	-	8 025	25 421	3 939	-	-
1987.	45 517	40 524	176 100	16 695	-	8 022	26 468	4 098	-	-
1988.	45 253	38 863	172 855	17 283	10 312	8 055	29 171	3 622	-	-
1989.	43 655	39 969	161 448	15 722	10 036	8 243	29 824	3 674	-	-
1990.	40 248	35 796	148 408	12 764	10 532	8 101	29 118	2 713	-	-
1991.	21 790	21 479	97 140	9 058	10 154	4 138	26 912	1 620	139	0
1992.	17 878	9 585	80 177	7 247	2 671	6 244	26 142	501	238	2
1993.	25 112	11 685	79 263	6 097	2 931	5 839	22 392	445	507	4
1994.	29 021	11 279	79 027	5 252	2 622	5 396	32 050	471	661	4
1995.	28 623	13 318	83 652	5 127	4 748	5 591	38 121	776	679	5
1996.	29 102	11 061	85 764	4 918	6 853	5 979	38 644	1 161	824	5
1997.	28 785	11 035	85 236	4 985	7 405	6 715	38 092	971	866	5
1998.	28 470	11 505	77 595	5 689	7 733	6 923	35 761	1 206	920	5
1999.	30 472	10 349	64 763	5 221	7 678	6 647	33 137	833	926	5
2000.	34 937	10 059	66 556	4 872	6 775	8 009	32 483	1 045	1 072	6
2001.	36 964	10 807	67 533	40 801	7 969	9 009	32 051	1 123	1 245	6
2002.	36 239	10 654	65 582	45 957	8 839	9 721	30 674	739	1 356	6
2003.	35 980	11 723	65 413	52 147	9 070	10 429	34 223	706	1 582	6
2004.	36 747	12 234	64 768	55 323	9 879	10 908	31 226	897	1 743	5
2005.	39 842	14 333	64 859	58 886	9 396	11 440	29 975	430 ⁴⁾	2 099	6

- 1) Od 1993. u željeznički prijevoz putnika uključen je i gradski prijevoz putnika.
 2) Od 1997. iz željezničkog prijevoza robe isključeni su prazni privatni vagoni.
 3) Od 2001. u cestovni prijevoz robe uključen je javni prijevoz i prijevoz za vlastite potrebe. Vidi Metodološka objašnjenja.
 4) Prekid vremenske serije. Vidi Metodološka objašnjenja.

- 1) Since 1993, the railway transport of passengers has included the urban transport of passengers.
 2) Since 1997, the railway transport of goods has excluded empty private wagons.
 3) Since 2001, the road transport of goods has included the transport for hire or reward or for own account. See Notes on Methodology.
 4) Break in time series. See Notes on Methodology.

20-2. PUTNIČKI I TONSKI KILOMETRI
 PASSENGER-KILOMETRES AND TONNE-KILOMETRES

 u mil.
 Mln

	Željeznički prijevoz Railway transport		Cestovni prijevoz Road transport		Cjevovodni transport Pipeline transport	Pomorski i obalni prijevoz Sea water and coastal transport		Prijevoz unutrašnjim vodenim putovima Inland waterway transport	Zračni prijevoz Air transport	
	putnički kilometri Passenger- kilometres	tonski kilometri ¹⁾ Tonne- kilometres ¹⁾	putnički kilometri Passenger- kilometres	tonski kilometri ²⁾ Tonne- kilometres ²⁾	tonski kilometri Tonne- kilometres	putnički kilometri Passenger- kilometres	tonski kilometri Tonne- kilometres	tonski kilometri Tonne- kilometres	putnički kilometri Passenger- kilometres	tonski kilometri Tonne- kilometres
1996.	1 205	1 717	4 266	1 117	930	288	209 382	22	597	4
1997.	1 158	1 715	4 459	1 091	996	310	199 440	22	546	3
1998.	1 092	1 831	3 964	1 151	1 183	283	165 716	53	624	3
1999.	1 137	1 685	3 355	1 093	864	269	142 441	52	643	3
2000.	1 252	1 788	3 331	1 090	669	328	140 085	63	763	4
2001.	1 241	2 074	3 478	6 783	1 158	367	132 168	78	922	4
2002.	1 195	2 206	3 557	7 413	1 557	389	128 043	90	1 027	4
2003.	1 163	2 487	3 717	8 241	1 623	418	130 090	84	1 228	4
2004.	1 213	2 493	3 390	8 819	1 841	433	134 464	199	1 460	4
2005.	1 266	2 835	3 403	9 328	1 774	431	126 064	311 ³⁾	1 989	4

- 1) Od 1997. iz željezničkog prijevoza robe isključeni su prazni privatni vagoni.
 2) Od 2001. u cestovni prijevoz robe uključen je javni prijevoz i prijevoz za vlastite potrebe. Vidi Metodološka objašnjenja.
 3) Prekid vremenske serije. Vidi Metodološka objašnjenja.

- 1) Since 1997, the railway transport of goods has excluded empty private wagons.
 2) Since 2001, the road transport of goods has included the transport for hire or reward or for own account. See Notes on Methodology.
 3) Break in time series. See Notes on Methodology.

20-3. ŽELJEZNIČKE PRUGE I ŽELJEZNIČKE POSTAJE, STANJE POTKRAJ GODINE
RAILWAY LINES AND STATIONS, SITUATION IN THE END OF YEAR

	Duljina pruga, km Length of lines, km					Željezničke postaje Railway stations
	ukupno Total	jednokolosiječne Single track	dvokolosiječne Double track	elektrificirano Electrified lines		
				km	postotak od ukupnoga Percentage out of total	
1996.	2 726	2 478	248	983	36,1	266
1997.	2 726	2 478	248	983	36,1	286
1998.	2 726	2 478	248	983	36,1	288
1999.	2 726	2 478	248	983	36,1	309
2000.	2 726	2 478	248	983	36,1	315
2001.	2 726	2 478	248	983	36,1	331
2002.	2 726	2 478	248	983	36,1	318
2003.	2 726	2 478	248	983	36,1	318
2004.	2 726	2 478	248	984	36,1	320
2005.	2 726	2 478	248	984	36,1	320

20-4. LOKOMOTIVE I VAGONI
LOCOMOTIVES AND WAGONS

	Lokomotive Locomotives				Motorna i priključna kola Rail cars and trailers		Vagoni Wagons			
	ukupno Total	parne Steam	električne Electric	dizelske Diesel	broj Number	putnička mjesta Passenger seats	putnički svih vrsta Passenger wagons, all types		teretni svih vrsta Goods wagons, all types	
							broj Number	putnička mjesta Passenger seats	broj Number	tone nosivosti Capacity, t
1996.	430	2	140	288	237	15 771	811	50 582	11 558	527 275
1997.	430	2	140	288	251	16 987	825	50 779	11 557	528 510
1998.	430	2	140	288	251	16 987	777	48 185	10 302	480 245
1999.	389	2	136	251	199	13 872	720	45 434	10 270	482 703
2000.	389	2	136	251	199	13 872	720	45 396	9 986	470 298
2001.	304	2	106	196	200	13 944	698	43 826	9 456	451 308
2002.	299	-	108	191	204	14 280	681	42 871	8 774	426 999
2003.	298	-	107	191	200	13 979	640	40 006	7 920	391 570
2004.	287	-	107	180	202	14 354	617	38 651	7 376	366 173
2005.	278	-	107	171	198	14 108	579	37 414	7 330	365 876

20-5. PRIJEVOZ PUTNIKA I ROBE ŽELJEZNICOM
RAILWAY TRANSPORT OF PASSENGERS AND GOODS

	Prevezeni putnici, tis. Passengers carried, '000		Putnički kilometri, mil. Passenger-kilometres, mln		Prevezena roba, tis. t ¹⁾ Goods carried, '000 t ¹⁾		Tonski kilometri, mil. ¹⁾ Tonne-kilometres, mln ¹⁾	
	ukupno Total	od toga u međunarodnom prijevozu International traffic	ukupno Total	od toga u međunarodnom prijevozu International traffic	ukupno Total	od toga u međunarodnom prijevozu International traffic	ukupno Total	od toga u međunarodnom prijevozu International traffic
1996.	29 102	754	1 205	38	11 061	7 848	1 717	1 142
1997.	28 785	672	1 158	38	11 035	8 315	1 715	1 191
1998.	28 470	687	1 092	44	11 505	8 261	1 831	1 255
1999.	30 472	659	1 137	46	10 349	7 519	1 685	1 176
2000.	34 937	709	1 252	63	10 059	7 793	1 788	1 332
2001.	36 964	718	1 241	74	10 807	8 502	2 074	1 574
2002.	36 239	838	1 195	112	10 654	7 918	2 206	1 625
2003.	35 980	838	1 163	121	11 723	8 053	2 487	1 738
2004.	36 747	775	1 213	113	12 234	9 048	2 493	1 876
2005.	39 842	738	1 266	105	14 333	11 520	2 835	2 204

1) Od 1997. iz željezničkog prijevoza robe isključeni su prazni privatni vagoni.

1) Since 1997, the railway transport of goods has excluded empty private wagons.

20-6. ŽELJEZNIČKI PRIJEVOZ OPASNE ROBE
RAIL TRANSPORT OF DANGEROUS GOODS

u tis. tona
'000 t

	Ukupno Total	Unutrašnji prijevoz Domestic transport	Međunarodni prijevoz International transport			
			ukupno Total	izvoz Export	uvoz Import	tranzit Transit
2001.	2 138	803	1 335	515	364	456
2002.	2 423	1 167	1 256	600	239	417
2003.	1 886	845	1 041	366	403	272
2004.	1 860	773	1 087	412	387	288
2005.	1 971	840	1 131	443	417	271

20-7. ISKORIŠTENOST PRIJEVOZNIH SREDSTAVA U ŽELJEZNIČKOM PRIJEVOZU
 USAGE OF RAIL TRANSPORT VEHICLES

	Lokomotivski (vozni) kilometri, tis. <i>Locomotive (train)-kilometres, '000</i>			Vučeni brutotonski kilometri, mil. <i>Gross tonne-kilometres hauled, mln</i>		
	ukupno <i>Total</i>	putnički <i>Passenger</i>	teretni <i>Goods</i>	ukupno <i>Total</i>	putnički <i>Passenger</i>	teretni <i>Goods</i>
1996.	27 153	17 448	4 749	6 190	2 846	3 344
1997.	27 368	17 765	5 173	6 490	2 831	3 659
1998.	27 207	17 177	5 502	6 750	2 778	3 972
1999.	25 642	16 522	5 251	6 308	2 685	3 623
2000.	26 184	16 615	5 485	6 695	2 799	3 896
2001.	25 211	16 954	5 899	7 327	2 897	4 430
2002.	26 041	17 394	6 296	7 702	2 958	4 744
2003.	29 020	17 148	6 790	8 147	2 784	5 363
2004.	26 133	17 075	6 880	8 140	2 814	5 326
2005.	27 475	18 371	7 693	8 694	2 854	5 840

20-8. CESTOVNA INFRASTRUKTURA
 ROAD INFRASTRUCTURE

	Duljina cesta, km <i>Length of roads in km</i>					
	ukupno <i>Total</i>	od ukupnoga <i>Out of total</i>		prema skupinama razvrstanih cesta ¹⁾ <i>By road ranking group¹⁾</i>		
		autoceste <i>Motorways</i>	E-ceste <i>E-roads</i>	magistralne/državne <i>Major/State roads</i>	regionalne/županijske <i>Regional/County roads</i>	lokalne ceste <i>Local roads</i>
1996.	26 928	318	2 153	4 740	7 588	14 600
1997.	27 840	330	2 153	7 378	10 193	10 269
1998.	27 840	330	2 153	7 378	10 193	10 269
1999.	28 009	382	2 100	7 423	10 403	10 183
2000.	28 123	411	1 948	7 016	10 499	10 197
2001.	28 275	429	2 268	7 038	10 510	10 298
2002.	28 344	455	2 037	6 970	10 544	10 375
2003.	28 344	554	2 037	6 871	10 544	10 375
2004.	28 344	742	2 037	6 683	10 544	10 375
2005.	28 436	792	2 037	6 725	10 544	10 375

1) Godine 1997. napravljena je nova kategorizacija cesta (državne, županijske i lokalne). Od 2005. javne ceste se razvrstavaju na autoceste, državne ceste, županijske i lokalne ceste.

1) In 1997, a new categorisation of roads (state, county and local ones) was established. Since 2005 public roads has been classified on motorways, state roads, regional roads and local roads.

20-9. REGISTRIRANA CESTOVNA VOZILA NA MOTORNI POGON
 REGISTERED ROAD MOTOR VEHICLES

	Ukupno <i>Total</i>	Od ukupnoga <i>Out of total</i>					
		motocikli <i>Motorcycles</i>	osobni automobili <i>Passenger cars</i>		kombinirana vozila <i>Light vans</i>	autobusi <i>Buses</i>	teretna vozila <i>Goods vehicles</i>
			ukupno <i>Total</i>	fizičke osobe <i>Natural persons</i>			
1996.	1 008 878	14 128	835 714	798 208	7 893	4 596	87 028
1997.	1 142 201	17 401	932 278	891 073	8 683	4 771	101 051
1998.	1 241 522	18 957	1 000 052	952 960	9 134	4 814	106 634
1999.	1 323 653	20 499	1 063 546	1 012 183	9 317	4 743	109 387
2000.	1 401 010	21 868	1 124 825	1 067 042	9 382	4 660	113 134
2001.	1 494 745	24 305	1 195 450	1 127 326	9 598	4 770	119 899
2002.	1 571 775	28 188	1 244 252	1 164 741	9 788	4 792	128 955
2003.	1 649 851	33 925	1 293 421	1 199 395	9 985	4 833	138 290
2004.	1 720 119	39 315	1 337 538	1 230 356	10 155	4 869	144 635
2005.	1 790 971	44 196	1 384 699	1 265 289	10 244	4 851	152 663 ¹⁾

1) Uključena su radna vozila.

1) Work vehicles are included.

Izvor: Ministarstvo unutarnjih poslova
 Source: Ministry of the Interior

20-10. PRVI PUT REGISTRIRANA VOZILA NA MOTORNI POGON
MOTOR VEHICLES – FIRST REGISTRATION

	Ukupno <i>Total</i>	Od ukupnoga <i>Out of total</i>				
		motocikli <i>Motorcycles</i>	osobni automobili <i>Passenger cars</i>	kombinirana vozila <i>Light vans</i>	autobusi <i>Buses</i>	teretna vozila <i>Goods vehicles</i>
1996.	99 744	3 110	73 584	1 033	475	13 746
1997.	141 693	3 052	109 144	851	455	15 608
1998.	114 789	2 124	85 893	522	247	7 650
1999.	111 023	1 873	89 665	395	192	5 821
2000.	103 604	2 072	92 360	243	150	6 811
2001.	135 914	2 935	108 633	334	280	9 775
2002.	128 793	4 483	95 214	406	227	12 690
2003.	143 726	6 875	104 521	483	336	14 307
2004.	137 107	6 662	99 844	428	288	12 598
2005.	143 636	6 722	102 123	523	381	12 650 ¹⁾

1) Uključena su radna vozila.

1) *Work vehicles are included.*

Izvor: Ministarstvo unutarnjih poslova
Source: Ministry of the Interior

20-11. VOZAČI I PROMETNE NESREĆE NA CESTAMA
DRIVERS AND ROAD TRAFFIC ACCIDENTS

	Vozači <i>Drivers</i>	Prometne nesreće s nastradalim osobama <i>Traffic accidents involving personal injury</i>	Poginuli i ozlijeđeni <i>Killed and injured persons</i>		
			ukupno <i>Total</i>	poginuli <i>Killed</i>	ozlijeđeni <i>Injured</i>
1996.	1 526 667	11 740	16 903	721	16 182
1997.	1 628 919	11 652	16 948	714	16 234
1998.	1 701 736	12 846	18 764	646	18 118
1999.	1 753 749	12 958	18 765	662	18 103
2000.	1 801 817	14 430	21 156	655	20 501
2001.	1 857 292	15 656	22 740	647	22 093
2002.	1 920 321	17 071	24 550	627	23 923
2003.	1 964 406	18 592	26 854	701	26 153
2004.	2 011 950	17 140	24 879	608	24 271
2005.	2 052 056	15 679	22 370	597	21 773

Izvor: Ministarstvo unutarnjih poslova
Source: Ministry of the Interior

20-12. JAVNI PUTNIČKI CESTOVNI PRIJEVOZ
PUBLIC ROAD PASSENGER TRANSPORT

	Autobusi <i>Buses</i>		Prijeđeni kilometri vozila, tis. <i>Kilometres travelled, '000</i>	Prevezeni putnici, tis. <i>Passengers carried, '000</i>		Putnički kilometri, tis. <i>Passenger-kilometres, '000</i>	
	broj <i>Number</i>	sjedala <i>Seats</i>		ukupno <i>Total</i>	u međunarodnom prijevozu <i>In international traffic</i>	ukupno <i>Total</i>	u međunarodnom prijevozu <i>In international traffic</i>
1996.	2 006	98 914	152 916	85 764	1 480	4 266 118	647 421
1997.	1 982	97 825	160 753	85 236	1 924	4 459 067	604 754
1998.	2 072	102 142	161 502	77 595	1 912	3 963 847	621 832
1999.	2 033	100 683	150 648	64 763	1 846	3 354 983	612 807
2000.	1 987	97 484	149 438	66 556	2 319	3 331 147	603 207
2001.	2 198	106 684	157 977	67 533	2 154	3 477 757	597 456
2002.	2 204	107 107	151 730	65 582	1 892	3 557 693	644 637
2003.	2 196	105 898	156 622	65 413	2 556	3 716 850	619 606
2004.	2 114	101 718	160 466	64 768	2 736	3 390 253	474 305
2005.	2 187	104 191	162 187	64 859	2 721	3 403 469	463 059

20-13. CESTOVNI PRIJEVOZ ROBE
 ROAD GOODS TRANSPORT

	Prevezena roba, tis. t Goods carried, '000 t						Tonski kilometri, mil. Tonne-kilometres, mln					
	ukupno Total	od toga u međunarodnom prijevozu International traffic	javni prijevoz Transport for hire or reward	od toga u međunarodnom prijevozu International traffic	prijevoz za vlastite potrebe Road transport for own account	od toga u međunarodnom prijevozu International traffic	ukupno Total	od toga u međunarodnom prijevozu International traffic	javni prijevoz Transport for hire or reward	od toga u međunarodnom prijevozu International traffic	prijevoz za vlastite potrebe Road transport for own account	od toga u međunarodnom prijevozu International traffic
2001.	40 801	5 362	21 269	4 978	19 532	384	6 783	3 570	5 290	3 391	1 493	179
2002.	45 957	5 501	24 670	5 089	21 287	412	7 413	3 750	5 775	3 623	1 638	127
2003.	52 147	6 143	28 999	5 829	23 148	314	8 241	4 117	6 532	3 972	1 709	145
2004.	55 323	6 949	30 750	6 423	24 573	526	8 819	4 446	6 951	4 213	1 868	233
2005.	58 886	8 086	31 599	7 536	27 287	550	9 328	4 941	7 289	4 749	2 039	192

20-14. CESTOVNI PRIJEVOZ OPASNE ROBE
 ROAD TRANSPORT OF DANGEROUS GOODS

 u tis. tona
 '000 t

	Ukupno Total	Unutrašnji prijevoz Domestic transport	Međunarodni prijevoz International transport			Prijevoz za treće zemlje Cross-trade road transport
			ukupno Total	izvoz Export	uvoz Import	
2001.	3 427	3 080	302	137	165	46
2002.	3 627	3 430	149	112	37	48
2003.	3 708	3 576	108	67	41	24
2004.	3 625	3 394	207	94	113	24
2005.	3 997	3 861	107	61	46	29

20-15. GRADSKI PRIJEVOZ
 URBAN TRAFFIC

	Tramvaji ¹⁾ Trams ¹⁾				Autobusi Buses			
	broj Number	putnička mjesta Passenger seats	prijeđeni km, tis. Kilometres travelled, '000	prevezeni putnici, tis. Passengers carried, '000	broj Number	putnička mjesta Passenger seats	prijeđeni km, tis. Kilometres travelled, '000	prevezeni putnici, tis. Passengers carried, '000
1996.	452	58 359	23 310	164 293	1 031	112 657	67 768	229 153
1997.	446	58 161	23 600	166 031	1 053	116 976	68 425	229 475
1998.	449	59 166	23 911	162 632	1 030	114 414	69 308	217 044
1999.	446	58 929	23 708	162 422	1 080	118 860	69 723	223 628
2000.	443	52 090	22 956	168 057	1 033	114 870	67 709	221 246
2001.	440	51 768	23 490	177 248	1 034	114 326	67 995	221 208
2002.	441	52 361	23 510	178 276	1 023	112 195	68 539	207 500
2003.	440	52 332	23 398	183 436	1 061	113 101	68 826	190 936
2004.	439	52 218	23 106	176 361	1 065	109 985	68 522	188 692
2005.	433	53 109	22 828	177 722	1 050	105 998	67 893	185 212

1) Uključena su motorna kola i prikolice.

1) Including motor cars and trailers.

20-16. GRANIČNI PROMET PUTNIKA
 CROSS-BORDER TRAFFIC OF PASSENGERS

 u tis.
 '000

	Ulaz Entry					Izlaz Exit					
	2001.	2002.	2003.	2004.	2005.	2001.	2002.	2003.	2004.	2005.	
Cestovni promet	60 288	60 379	60 163	64 070	63 802	57 068	58 561	58 065	61 071	62 702	Road traffic
Domaći putnici	21 534	20 147	19 030	21 545	20 892	21 318	20 476	18 981	20 272	20 747	Domestic passengers
Strani putnici	38 754	40 232	41 133	42 525	42 910	35 750	38 085	39 084	40 799	41 955	Foreign passengers
Željeznički promet	773	767	713	620	608	740	736	679	604	592	Railway traffic
Domaći putnici	322	322	290	249	236	314	305	279	247	231	Domestic passengers
Strani putnici	451	445	423	371	372	426	431	400	357	361	Foreign passengers
Pomorski promet	678	829	1 015	958	971	636	805	991	935	960	Maritime traffic
Domaći putnici	63	61	68	43	37	64	62	67	50	39	Domestic passengers
Strani putnici	615	768	947	915	934	572	743	924	885	921	Foreign passengers
Riječni promet	14	10	River traffic
Domaći putnici	0	0	Domestic passengers
Strani putnici	14	10	Foreign passengers
Zračni promet	795	891	1 007	1 187	1 509	815	889	1 021	1 204	1 526	Air traffic
Domaći putnici	172	169	181	194	240	165	169	185	199	240	Domestic passengers
Strani putnici	623	722	826	993	1 269	650	720	836	1 005	1 286	Foreign passengers

20-17. CESTOVNI GRANIČNI PROMET PUTNIČKIH MOTORNIH VOZILA I PUTNIKA
ROAD CROSS-BORDER TRAFFIC OF PASSENGER MOTOR VEHICLES AND PASSENGERS

u tis.
'000

	Registra- cija vozila	Ulaz Entry					Izlaz Exit					Vehicle's registra- tion	
		2001.	2002.	2003.	2004.	2005.	2001.	2002.	2003.	2004.	2005.		
Putnička vozila		18 552	18 391	18 311	18 684	19 032	17 585	17 857	17 719	18 301	18 645		Passenger vehicles
	domaća strana	6 653	6 214	5 861	6 077	6 335	6 593	6 345	5 857	6 108	6 354	Domestic	
		11 899	12 177	12 450	12 607	12 697	10 992	11 512	11 862	12 193	12 291	Foreign	
Osobna vozila		18 360	18 194	18 101	18 454	18 783	17 401	17 665	17 519	18 072	18 399		Passenger cars
	domaća strana	6 592	6 156	5 797	6 002	6 253	6 532	6 287	5 797	6 033	6 272	Domestic	
		11 768	12 038	12 304	12 452	12 530	10 869	11 378	11 722	12 039	12 127	Foreign	
Autobusi		192	197	210	230	249	184	192	200	229	246		Buses
	domaća strana	61	58	64	75	82	61	58	60	75	82	Domestic	
		131	139	146	155	167	123	134	140	154	164	Foreign	
Putnici		60 288	60 379	60 163	64 070	63 802	57 068	58 561	58 065	61 071	62 702		Passengers
	domaći strani	21 534	20 147	19 030	21 545	20 892	21 318	20 476	18 981	20 272	20 747	Domestic	
		38 754	40 232	41 133	42 525	42 910	35 750	38 085	39 084	40 799	41 955	Foreign	

20-18. CESTOVNI GRANIČNI PROMET PUTNIČKIH MOTORNIH VOZILA I PUTNIKA PO SMJEROVIMA KRETANJA U 2005.
ROAD CROSS-BORDER TRAFFIC OF PASSENGER MOTOR VEHICLES AND PASSENGERS BY DIRECTION OF TRAVELLING, 2005

u tis.
'000

	Ulaz Entry		Izlaz Exit		
	putnička vozila Passenger vehicles	putnici Passengers	putnička vozila Passenger vehicles	putnici Passengers	
Ukupno	19 032	63 802	18 645	62 702	Total
Preko hrvatsko-slovenske granice	9 476	30 553	9 336	29 819	Accross Croatian-Slovenian border
Preko hrvatsko-mađarske granice	617	2 083	615	2 066	Accross Croatian-Hungarian border
Preko hrvatsko-bosanskohercegovačke granice	7 192	24 865	7 037	24 936	Accross Croatian-Bosnian&Herzegovinian border
Preko hrvatsko-srpskokocnogorske granice	1 747	6 301	1 657	5 881	Accross Croatian-Serbian and Montenegrin border

20-19. CESTOVNI GRANIČNI PROMET TERETNIH MOTORNIH VOZILA I ROBE
ROAD CROSS-BORDER TRAFFIC OF GOODS MOTOR VEHICLES AND GOODS

	Registra- cija vozila	Ulaz Entry					Izlaz Exit					Vehicle's registra- tion	
		2001.	2002.	2003.	2004.	2005.	2001.	2002.	2003.	2004.	2005.		
Teretna vozila, tis.		1 264	1 286	1 379	1 422	1 442	1 148	1 138	1 235	1 309	1 399		Goods vehicles, '000
	domaća strana	407	378	423	507	458	336	303	376	465	436	Domestic	
		857	908	956	915	984	812	835	859	844	963	Foreign	
Teretna vozila – uvoz/izvoz, tis.		446	472	493	543	547	359	359	380	408	384		Goods vehicle – import/export, '000
	domaća strana	247	257	288	337	333	144	156	193	221	175	Domestic	
		199	215	205	206	214	215	203	187	187	209	Foreign	
Teretna vozila – tranzit, tis.		421	468	510	500	519	432	459	492	480	510		Goods vehicles – transit, '000
	domaća strana	55	44	58	73	37	62	46	55	58	34	Domestic	
		366	424	452	427	482	370	413	437	422	476	Foreign	
Prazna teretna vozila, tis.		397	346	376	379	376	357	320	363	421	505		Empty goods vehicles, '000
	domaća strana	105	77	77	97	88	130	101	128	186	227	Domestic	
		292	269	299	282	288	227	219	235	235	278	Foreign	
Roba, tis. tona		10 867	12 483	13 600	14 431	17 464	11 746	12 389	13 445	13 683	15 009		Goods, '000 t
	domaća strana	3 498	3 682	4 351	5 463	6 239	2 833	2 821	3 598	4 159	3 221	Domestic	
		7 369	8 801	9 249	8 968	11 225	8 913	9 568	9 847	9 524	11 788	Foreign	
U teretnim vozilima – uvoz/izvoz, tis. tona		5 078	5 790	6 117	7 192	9 085	5 281	5 360	5 816	6 284	6 817		In goods vehicles – import/export, '000 t
	domaća strana	2 817	3 102	3 542	4 458	5 648	1 924	2 155	2 766	3 286	2 692	Domestic	
		2 261	2 688	2 575	2 734	3 437	3 357	3 205	3 049	2 998	4 125	Foreign	
U teretnim vozilima – tranzit, tis. tona		5 789	6 692	7 483	7 239	8 379	6 465	7 029	7 630	7 399	8 193		In goods vehicles – transit, '000 t
	domaća strana	681	580	809	1 005	591	909	666	832	873	530	Domestic	
		5 108	6 112	6 674	6 234	7 788	5 556	6 363	6 798	6 526	7 663	Foreign	

20-20. CESTOVNI GRANIČNI PROMET TERETNIH MOTORNIH VOZILA PO SMJEROVIMA KRETANJA U 2005.
 ROAD CROSS-BORDER TRAFFIC OF GOODS MOTOR VEHICLES BY DIRECTION OF TRAVELLING, 2005

 u tis.
 '000

	Ulaz Entry		Izlaz Exit		
	teretna vozila s teretom Loaded goods motor vehicles	prazna teretna vozila Empty goods vehicles	teretna vozila s teretom Loaded goods motor vehicles	prazna teretna vozila Empty goods vehicles	
Ukupno	1 066	376	894	505	Total
Preko hrvatsko-slovenske granice	553	74	363	242	Accross Croatian-Slovenian border
Preko hrvatsko-mađarske granice	124	13	33	94	Accross Croatian-Hungarian border
Preko hrvatsko-bosanskohercegovačke granice	217	220	286	142	Accross Croatian-Bosnian&Herzegovinian border
Preko hrvatsko-srpskokrnogorske granice	172	69	212	27	Accross Croatian-Serbian and Montenegrin border

20-21. CESTOVNI GRANIČNI PROMET ROBE PO SMJEROVIMA KRETANJA U 2005.
 ROAD CROSS-BORDER TRAFFIC OF GOODS BY DIRECTION OF TRAVELLING, 2005

 u tona
 '000 t

	Ulaz Entry		Izlaz Exit		
	roba u teretnim vozilima, uvoz Goods in goods vehicles – import	roba u teretnim vozilima, tranzit Goods in goods vehicles – transit	roba u teretnim vozilima, izvoz Goods in goods vehicles – export	roba u teretnim vozilima, tranzit Goods in goods vehicles – transit	
Ukupno	9 085	8 379	6 817	8 193	Total
Preko hrvatsko-slovenske granice	3 929	3 842	2 820	2 894	Accross Croatian-Slovenian border
Preko hrvatsko-mađarske granice	1 403	953	426	93	Accross Croatian-Hungarian border
Preko hrvatsko-bosanskohercegovačke granice	3 306	1 195	3 043	2 507	Accross Croatian-Bosnian&Herzegovinian border
Preko hrvatsko-srpskokrnogorske granice	447	2 389	528	2 699	Accross Croatian-Serbian and Montenegrin border

20-22. CJEVOVODNI TRANSPORT
 PIPELINE TRANSPORT

	Naftovodi Oil pipelines					Plinovodi ¹⁾ Gas pipelines ¹⁾				
	duljina naftovoda, km Length of oil pipelines, km	transportirano nafte, tis. t Oil transported, '000 t		tonski kilometri, mil. Tonne-kilometres, mln		duljina plinovoda, km Length of gas pipelines, km	transportirano plina, tis. t Gas transported, '000 t		tonski kilometri, mil. Tonne-kilometres, mln	
		ukupno Total	međunarodni transport International transport	ukupno Total	međunarodni transport International transport		ukupno Total	međunarodni transport International transport	ukupno Total	međunarodni transport International transport
1996.	601	4 881	1 416	653	653	1 683	1 972	651	277	23
1997.	601	5 361	1 738	725	581	1 701	2 044	773	271	27
1998.	601	5 735	1 999	951	785	1 769	1 998	817	232	29
1999.	601	5 675	1 189	623	377	1 769	2 003	821	241	29
2000.	601	4 775	831	428	281	1 820	2 000	820	241	29
2001.	601	5 873	1 998	897	792	1 625	2 096	802	261	28
2002.	601	6 688	2 786	1 286	1 135	1 625	2 151	803	271	28
2003.	601	6 795	2 948	1 335	1 227	1 657*	2 275	833	288	29
2004.	601	7 444	3 350	1 515	1 378	1 657*	2 435	780	326	28
2005.	610	7 090	3 178	1 507	1 338	1 657	2 306	839	267	29

 1) 1 m³ = 0,74 kg

 1) 1 m³ = 0,74 kg

20-23. PLOVNI PARK U POMORSKOM I OBALNOM PRIJEVOZU
WATERWAY FLEET IN SEA WATER AND COASTAL TRANSPORT

	Putnički brodovi ¹⁾ <i>Passenger ships¹⁾</i>			Teretni brodovi <i>Cargo ships</i>			
	broj <i>Number</i>	putnička mjesta <i>Passenger seats</i>	kW	broj <i>Number</i>	GT ²⁾ , tis. <i>GT²⁾, '000</i>	tis. DWT <i>DWT, '000</i>	tis. kW <i>kW, '000</i>
1996.	84	23 319	134 795	170	6 656	3 606	1 028
1997.	85	23 518	135 054	154	6 123	3 336	836
1998.	86	24 597	138 111	141	2 020	3 122	769
1999.	85	24 329	138 647	106	1 529	2 477	579
2000.	88	24 443	139 289	91	1 438	2 350	548
2001.	79	25 511	138 426	81	1 409	2 330	490
2002.	80	25 631	138 520	80	1 379	2 269	479
2003.	84	27 242	150 664	69	1 235	2 063	393
2004.	88	30 028	163 710	71	1 320	2 208	418
2005.	86	31 124	204 182	69	1 353	2 276	422

1) Uključeni su trajekti.

2) Od 1998. volumen brodova iskazan je u bruto tonama (GT).

1) Including ferry boats.

2) Since 1998, the volume of ships has been expressed in gross tonnes (GT).

20-24. PRIJEVOZ PUTNIKA I ROBE U POMORSKOM I OBALNOM PRIJEVOZU
SEA WATER AND COASTAL TRANSPORT OF PASSENGERS AND GOODS

	Prevezeni putnici, tis. <i>Passengers carried, '000</i>	Putničke milje, mil. <i>Passenger-miles, mln</i>	Prevezena roba, tis. t <i>Goods carried, '000 t</i>		Tonske milje, mil. <i>Tonne-miles, mln</i>	
			ukupno <i>Total</i>	od toga u međunarodnom prijevozu <i>In international traffic</i>	ukupno <i>Total</i>	od toga u međunarodnom prijevozu <i>In international traffic</i>
1996.	5 979	156	38 644	36 905	113 057	112 938
1997.	6 715	167	38 092	37 381	107 689	107 588
1998.	6 923	153	35 761	34 722	89 479	89 372
1999.	6 647	145	33 137	31 881	76 912	76 810
2000.	8 009	177	32 483	31 443	75 640	75 513
2001.	9 009	198	32 051	31 106	71 365	71 258
2002.	9 721	210	30 674	29 615	69 138	69 008
2003.	10 429	226	34 223	32 898	70 243	70 090
2004.	10 908	234	31 226	29 794	72 605	72 452
2005.	11 440	233	29 975	28 699	68 069	67 931

20-25. PLOVNI PARK I PRIJEVOZ ROBE UNUTRAŠNJIM VODENIM PUTOVIMA
FLEET AND GOODS TRANSPORT IN INLAND WATERWAYS

	Plovni park <i>Fleet</i>				Prijevoz robe <i>Transport of goods</i>					
	tegljači i potiskivači <i>Tug-boats and pusher crafts</i>		motorni teretnjaci, motorni tankeri, plovila bez motora <i>Self-propelled barges, self-propelled tanker barges, non-powered cargo vessels</i>		ukupno <i>Total</i>		domaći <i>Domestic</i>		međunarodni <i>International</i>	
	broj <i>Number</i>	kW ¹⁾	broj <i>Number</i>	nosivost, t <i>Capacity, t</i>	tis. t <i>'000 t</i>	tis. tkm ²⁾ <i>'000 tkm²⁾</i>	tis. t <i>'000 t</i>	tis. tkm ²⁾ <i>'000 tkm²⁾</i>	tis. t <i>'000 t</i>	tis. tkm ²⁾ <i>'000 tkm²⁾</i>
1996.	25	11 801	107	89 301	1 161	22 207	1 127	5 962	34	16 245
1997.	25	11 801	104	87 150	971	22 180	933	2 938	38	19 242
1998.	27	11 189	98	73 276	1 206	52 981	1 139	7 207	67	45 774
1999.	27	11 166	98	73 297	833	52 140	738	4 490	95	47 650
2000.	32	11 515	103	71 738	1 045	63 536	996	44 326	49	19 210
2001.	32	11 515	99	66 786	1 123	77 484	1 088	54 340	35	23 144
2002.	24	9 586	76	56 330	739	89 745	683	52 994	56	36 751
2003.	25	9 736	74	55 149	706	84 636	607	39 336	99	45 300
2004.	25	9 465	73	52 321	897	199 363	493	48 561	404	150 802
2005. ³⁾	24	10 315	73	57 231	430	311 583	195	39 251	235	272 332

1) 1 kW = 1,36 KS

2) Razmatra se udaljenost od mjesta ukrcaja do mjesta iskrcaja.

3) Prekid vremenske serije. Vidi Metodološka objašnjenja.

1) 1 kW = 1.36 h.p.

2) The distance taken account is the distance between place of loading and place of unloading.

3) Break in time series. See Notes on Methodology.

20-26. ZRAKOPLOVI
AIRCRAFTS

	Zrakoplovi Aircraft		Neto nosivost zrakoplova, kg Net aircraft loading capacity, kg	Aviokm, tis. Aircraft-kilometres flown, '000	Broj radnih letova Number of working flights
	ukupno Total	broj putničkih mjesta Passenger seats			
1996.	15	712	74 967	11 092	18 567
1997.	15	891	99 868	11 083	19 920
1998.	18	996	108 479	12 100	20 617
1999.	17	957	102 400	11 434	19 521
2000.	20	1 272	136 700	12 178	21 688
2001.	20	1 266	135 200	13 225	22 683
2002.	24	1 613	171 145	14 929	25 308
2003.	20	1 563	163 990	16 445	26 101
2004.	19	1 837	190 135	18 106	26 546
2005.	25	2 875	274 809	24 721	32 369

20-27. PRIJEVOZ PUTNIKA I ROBE ZRAČNIM PRIJEVOZOM
PASSENGERS AND GOODS CARRIED BY AIRCRAFT

	Prevezeni putnici, tis. Passengers carried, '000		Putnički kilometri, mil. Passenger-kilometres, mln		Prevezena roba, t Goods carried, t		Tonski kilometri, tis. Tonne-kilometres, '000	
	ukupno Total	od toga u međunarodnom prijevozu In international traffic	ukupno Total	od toga u međunarodnom prijevozu In international traffic	ukupno Total	od toga u međunarodnom prijevozu In international traffic	ukupno Total	od toga u međunarodnom prijevozu In international traffic
1996.	824	475	597	467	5 167	3 093	3 676	2 984
1997.	866	504	546	440	4 696	2 750	2 997	2 471
1998.	920	554	624	514	5 215	3 303	3 374	2 843
1999.	926	585	643	537	4 858	3 167	3 219	2 714
2000.	1 072	712	763	656	5 697	3 908	3 775	3 120
2001.	1 245	863	922	807	6 007	4 082	3 997	3 352
2002.	1 356	957	1 027	907	6 105	4 594	3 953	3 501
2003.	1 582	1 108	1 228	1 084	6 247	4 767	3 906	3 468
2004.	1 743	1 269	1 460	1 315	5 429	3 981	3 582	3 139
2005.	2 099	1 633	1 989	1 842	6 088	4 318	3 999	3 463

20-28. PREKRCAJ ROBE U MORSKIM LUKAMA, U LUKAMA UNUTRAŠNJIH VODA (PRISTANIŠTIMA), NA ŽELJEZNIČKIM KOLODVORIMA I OSTALIM MJESTIMA
TRANSSHIPMENT OF GOODS IN SEA PORTS, IN INLAND WATERWAY PORTS (LANDING PLACES), RAILWAY STATIONS AND OTHER PLACES

 u tis. tona
 '000 t

	Ukupno izmanipulirano Total manipulated			Ukupno prekrcano Total transshipment		
	u morskim lukama In sea ports	u lukama unutrašnjih voda In inland waterway ports	na kolodvorima i ostalim mjestima At railway stations and other	u morskim lukama In sea ports	u lukama unutrašnjih voda In inland waterway ports	na kolodvorima i ostalim mjestima At railway stations and other
1996.	7 860	561	295	3 908	373	161
1997.	9 385	811	399	4 531	438	223
1998.	11 222	1 486	395	5 311	1 133	215
1999.	9 731	867	562	4 850	454	309
2000.	8 401	1 569	511	4 435	1 028	272
2001.	10 047	1 489	549	4 891	919	282
2002.	9 759	1 687	499	4 848	1 122	265
2003.	12 676	1 578	481	6 200	976	254
2004.	16 308	1 872	499	7 868	1 343	268
2005.	17 398	2 180	487	9 094	1 750	267

20-29. PROMET BRODOVA U MORSKIM LUKAMA, PRISPJELI BRODOVI
TRAFFIC OF SHIPS IN SEA PORTS, ARRIVALS

	Ukupno Total		Domaće zastave National flags		Strane zastave Foreign flags		Od toga međunarodni promet International traffic	
	brodovi Ships	tis. GT GT, '000	brodovi Ships	tis. GT GT, '000	brodovi Ships	tis. GT GT, '000	brodovi Ships	tis. GT GT, '000
1996.	131 587	95 170	128 189	78 776	3 398	16 394	3 953	18 093
1997.	142 198	102 769	138 390	83 834	3 808	18 934	4 497	21 479
1998.	146 869	114 106	142 819	92 486	4 050	21 619	4 561	24 377
1999.	153 925	127 839	150 233	109 713	3 692	18 126	4 338	20 834
2000.	161 229	140 138	157 052	118 543	4 177	21 595	4 970	24 815
2001.	172 879	158 646	167 952	130 690	4 927	27 956	5 553	30 620
2002.	184 445	173 302	179 356	142 973	5 089	30 329	5 533	33 108
2003.	191 097	185 590	185 706	144 800	5 391	40 789	5 911	43 115
2004. ¹⁾	225 212	212 282	219 172	161 583	6 040	50 698	6 112	51 459
2005.	221 960	233 261	215 671	179 426	6 289	53 834	6 085	55 097

1) Vidi Metodološka objašnjenja.

1) See Notes on Methodology.

20-30. PROMET PUTNIKA U MORSKIM LUKAMA
PASSENGER TRAFFIC IN SEA PORTS

u tis.
'000

	Ukupan promet Total number of passengers	Unutrašnji promet Domestic traffic			Međunarodni promet International traffic		
		ukupno Total	otputovali Departures	doputovali Arrivals	ukupno Total	otputovali Departures	doputovali Arrivals
1996.	10 602	10 392	5 171	5 221	210	101	109
1997.	12 532	12 209	6 094	6 116	323	159	164
1998.	12 752	12 420	6 269	6 151	332	154	178
1999.	13 125	12 888	6 440	6 448	237	115	122
2000.	14 940	14 576	7 267	7 309	364	181	183
2001.	16 833	16 358	8 158	8 200	475	231	244
2002.	18 410	17 809	8 879	8 930	601	294	307
2003.	19 484	18 718	9 345	9 373	766	382	384
2004. ¹⁾	22 610	20 774	10 366	10 408	1 836	915	921
2005.	23 419	21 459	10 733	10 726	1 960	976	984

1) Vidi Metodološka objašnjenja.

1) See Notes on Methodology.

20-31. PROMET ROBE U MORSKIM LUKAMA
GOODS TRAFFIC IN SEA PORTS

u tis. tona
'000 t

	1996.	1997.	1998.	1999.	2000.	2001.	2002.	2003.	2004. ¹⁾	2005.	
Ukupno	13 975	15 461	15 711	16 283	16 886	19 056	18 584	20 321	25 246	26 201	Total
Unutrašnji promet Domestic traffic											
Ukupno	3 011	3 041	3 094	3 136	2 729	2 600	2 839	3 285	5 098	4 924	Total
Iskrcaj	1 478	1 456	1 612	1 559	1 397	1 247	1 368	1 678	2 525	2 480	Unloading
Ukrcaj	1 533	1 586	1 482	1 577	1 332	1 353	1 471	1 607	2 573	2 444	Loading
Međunarodni promet International traffic											
Ukupno	10 964	12 420	12 617	13 147	14 157	16 456	15 745	17 035	20 148	21 277	Total
domaćim brodovima	623	615	696	894	974	981	1 180	973	1 183	1 119	By domestic ships
stranim brodovima	10 341	11 805	11 921	12 253	13 183	15 475	14 565	16 062	18 965	20 158	By foreign ships
Izvoz	2 543	2 458	2 373	3 728	5 471	5 847	4 597	4 053	4 809	5 145	Exports
domaćim brodovima	254	197	170	285	404	415	481	389	403	440	By domestic ships
stranim brodovima	2 289	2 261	2 203	3 443	5 067	5 432	4 116	3 664	4 406	4 705	By foreign ships
Uvoz	6 474	6 782	6 517	6 739	6 877	6 815	6 705	7 364	7 757	8 330	Imports
domaćim brodovima	254	295	403	469	403	443	547	499	576	484	By domestic ships
stranim brodovima	6 220	6 487	6 114	6 270	6 474	6 372	6 158	6 865	7 181	7 846	By foreign ships
Tranzit	1 947	3 180	3 727	2 680	1 809	3 794	4 443	5 618	7 582	7 802	Transit
domaćim brodovima	114	122	123	140	167	123	152	85	205	195	By domestic ships
stranim brodovima	1 833	3 058	3 604	2 540	1 642	3 671	4 291	5 533	7 377	7 607	By foreign ships

1) Vidi Metodološka objašnjenja.

1) See Notes on Methodology.

20-32. PROMET PREMA VRSTAMA ROBE U 2005.
TRAFFIC, BY TYPE OF GOODS, 2005

u tonama

Vrsta robe	Vrsta prometa Type of traffic				Type of goods
	unutrašnji promet (iskrcaj) Domestic traffic (unloading)	izvoz Exports	uvoz Imports	tranzit Transit	
Ukupno	2 480 405	5 144 835	8 329 615	7 801 932	Total
Žitarice	18	115 232	156 688	194 685	Cereals
Krumpir, ostalo svježe ili zamrznuto voće i povrće	63	3 492	43 612	30 387	Potatoes, other fresh or frozen fruits and vegetables
Žive životinje, šećerna repa	1 168	22 684	958	-	Live animals, sugar beet
Drvo i pluto	414	60 558	-	195 398	Wood and cork
Tekstil, tekstilni artikli i umjetna vlakna, ostali sirovi životinjski i biljni materijali	60	4 941	57 408	3 793	Textiles, textile articles and man-made fibres, other raw animal and vegetable materials
Prehrambeni proizvodi i hrana za stoku	79 703	18 799	96 590	31 356	Foodstuff and animal fodder
Uljne sjemenke i uljano voće i masti	-	10 347	-	9 791	Oil seeds and oleaginous fruits and fats
Čvrsta mineralna goriva	145 223	21 087	1 063 521	2 373 801	Solid mineral fuels
Sirova nafta	16 363	32 192	4 382 406	2 477 462	Crude petroleum
Naftni proizvodi	895 145	831 875	860 002	169 639	Petroleum products
Željezna ruda, željezni i čelični otpad te prašina visoke peći	8	75 581	18 164	496 595	Iron ore, iron and steel waste and blast furnace dust
Obojene rude i otpad	18	14 568	63 641	247 056	Non-ferrous ores and waste
Metalni proizvodi	7 511	48 319	94 409	586 491	Metal products
Cement, vapno, proizvedeni građevni materijali	173 358	796 775	24 975	2 001	Cement, lime, manufactured building materials
Sirovi i prerađeni minerali	65 862	2 615 821	602 362	55 648	Crude and manufactured minerals
Prirodna i umjetna gnojiva	6	197 646	381 782	-	Natural and chemical fertilizers
Derivati ugljena, katran	6 257	-	8 164	-	Coal chemicals, tar
Kemijski proizvodi različiti od derivata ugljena i katrana	227	3 008	67 259	656 845	Chemicals other than coal chemicals and tar
Papirna masa i otpadni papir	10	16 273	-	1 205	Paper pulp and waste paper
Transportna oprema, strojevi, motori, sastavljeni ili rastavljeni i dijelovi	1 960	5 139	6 913	15 461	Transport equipment, machinery, apparatus, engines, wheter or not assembled and parts thereof
Gotovi metalni proizvodi	770	2 621	1 048	12 299	Manufactures of metal
Staklo, proizvodi od stakla, keramički proizvodi	-	-	109	34	Glass, glassware, ceramic products
Koža, tkanine, odjeća i ostali gotovi proizvodi	16 701	21 149	591	649	Leather, textile, clothing, other manufactured articles
Različiti proizvodi	987 424	191 637	340 625	219 872	Miscellaneous articles
Nepoznata vrsta robe	82 136	35 091	58 388	21 464	Unknown type of goods

20-33. PROMET OPASNE ROBE U MORSKIM LUKAMA
TRAFFIC OF DANGEROUS GOODS IN SEA PORTS

 u tis. tona
 '000 t

	Ukupno Total	Unutrašnji promet Domestic transport	Međunarodni promet International transport			
			ukupno Total	izvoz Exports	uvoz Imports	tranzit Transit
2001.	7 962	1 719	6 243	682	5 356	205
2002.	8 990	1 823	7 167	411	6 591	165
2003.	9 916	2 170	7 746	644	7 016	86
2004.	10 221	1 940	8 281	895	4 414	2 972
2005.	10 669	1 925	8 744	848	5 273	2 623

20-34. PROMET BRODOVA, PUTNIKA I ROBE PO LUČKIM KAPETANIJAMA I LUKAMA U 2005.
TRAFFIC OF SHIPS, PASSENGERS AND GOODS BY HARBOUR MASTER OFFICES AND PORTS, 2005

	Prispijeli brodovi <i>Arrivals of ships</i>		Promet putnika <i>Passenger traffic</i>			Promet robe, t <i>Goods traffic, tonnes</i>			
	broj <i>Number</i>	GT, tis. <i>GT, '000</i>	ukupno <i>Total</i>	otputovali <i>Departures</i>	doputovali <i>Arrivals</i>	ukupno <i>Total</i>	ukrcano <i>Loaded</i>	iskrcano <i>Unloaded</i>	
Ukupno	221 960	233 261	23 418 943	11 708 369	11 710 574	26 201 039	10 048 630	16 152 409	<i>Total</i>
Lučka kapetanija Dubrovnik	36 504	39 016	3 581 685	1 781 842	1 799 843	288 467	122 183	166 284	<i>Harbour Master's Office Dubrovnik</i>
Cavtat	440	20	16 687	8 253	8 434	3	2	1	<i>Cavtat</i>
Gruž	10 477	22 647	1 835 394	919 284	916 110	28 663	7 166	21 497	<i>Gruž</i>
Korčula	18 065	8 173	1 233 211	615 421	617 790	158 077	79 053	79 024	<i>Korčula</i>
Lučica (Lastovo)	795	1 781	47 159	23 006	24 153	9 720	1 253	8 467	<i>Lučica (Lastovo)</i>
Pomena	1 582	990	115 187	56 506	58 681	10 781	348	10 433	<i>Pomena</i>
Slano	416	164	13 175	6 269	6 906	4 045	3 228	817	<i>Slano</i>
Ston	5	1	174	87	87	800	-	800	<i>Ston</i>
Trpanj – putnička luka	1 621	629	113 995	56 195	57 800	17 350	2 923	14 427	<i>Trpanj – passenger port</i>
Trstenik	884	74	23 281	11 323	11 958	13 153	13 098	55	<i>Trstenik</i>
Vela Luka – putnička luka	2 219	4 533	183 422	85 498	97 924	45 875	15 112	30 763	<i>Vela Luka – passenger port</i>
Lučka kapetanija Ploče	2 189	4 183	109 483	55 796	53 687	2 794 578	936 471	1 858 107	<i>Harbour Master's Office Ploče</i>
Metković – teretna luka	128	31	3 909	2 012	1 897	37 084	18 890	18 194	<i>Metković – cargo port</i>
Ploče	2 061	4 151	105 574	53 784	51 790	2 757 494	917 581	1 839 913	<i>Ploče</i>
Lučka kapetanija Pula	21 076	13 284	1 542 386	775 605	766 781	3 151 526	2 153 310	998 216	<i>Harbour Master's Office Pula</i>
Novigrad	583	463	46 008	23 482	22 526	590 131	587 031	3 100	<i>Novigrad</i>
Poreč	8 794	527	293 501	148 348	145 153	-	-	-	<i>Poreč</i>
Pula	2 519	1 741	280 337	141 671	138 666	934 022	815 054	118 968	<i>Pula</i>
Rabac	6 441	9 362	688 843	346 341	342 502	757 369	21 529	735 840	<i>Rabac</i>
Rijeka – bazen Raša – Bršica	383	474	-	-	-	595 924	525 988	69 936	<i>Rijeka – basin Raša – Bršica</i>
Rovinj	1 261	429	168 432	82 881	85 551	-	-	-	<i>Rovinj</i>
Umag	1 095	284	65 265	32 882	32 383	274 080	203 708	70 372	<i>Umag</i>
Lučka kapetanija Rijeka	42 279	53 654	3 621 602	1 818 110	1 803 492	14 251 604	3 957 489	10 294 115	<i>Harbour Master's Office Rijeka</i>
Bakar	1 174	4 026	370	226	144	4 357 697	2 513 944	1 843 753	<i>Bakar</i>
Baška	755	217	83 801	42 180	41 621	431	355	76	<i>Baška</i>
Cres	12 412	20 124	1 368 356	692 306	676 050	161 665	40 165	121 500	<i>Cres</i>
Crikvenica	863	19	48 234	23 835	24 399	300	-	300	<i>Crikvenica</i>
Kraljevica	68	61	297	144	153	-	-	-	<i>Kraljevica</i>
Krk	6 424	10 684	694 799	341 482	353 317	144 024	109 966	34 058	<i>Krk</i>
Mali Lošinj	3 118	995	153 770	76 200	77 570	7 109	2 342	4 767	<i>Mali Lošinj</i>
Malinska	197	6	8 902	4 443	4 459	-	-	-	<i>Malinska</i>
Novi Vinodolski	108	3	5 663	2 864	2 799	320	-	320	<i>Novi Vinodolski</i>
Omišalj	234	4 779	4 794	2 406	2 388	7 123 618	1 190	7 122 428	<i>Omišalj</i>
Opatija	390	85	18 353	9 226	9 127	-	-	-	<i>Opatija</i>
Punat	1 382	37	64 058	32 048	32 010	-	-	-	<i>Punat</i>
Rab	10 418	3 817	872 595	439 510	433 085	80 354	3 501	76 853	<i>Rab</i>
Rijeka	3 112	8 364	219 384	112 071	107 313	2 367 086	1 283 349	1 083 737	<i>Rijeka</i>
Susak	1 582	429	75 315	37 697	37 618	9 000	2 677	6 323	<i>Susak</i>
Šilo	42	0	2 911	1 472	1 439	-	-	-	<i>Šilo</i>

20-34. PROMET BRODOVA, PUTNIKA I ROBE PO LUČKIM KAPETANIJAMA I LUKAMA U 2005.

TRAFFIC OF SHIPS, PASSENGERS AND GOODS BY HARBOUR MASTER OFFICES AND PORTS, 2005

 (nastavak)
 (continued)

	Prispjeli brodovi Arrivals of ships		Promet putnika Passenger traffic			Promet robe, t Goods traffic, tonnes			
	broj Number	GT, tis. GT, '000	ukupno Total	otputovali Departures	doputovali Arrivals	ukupno Total	ukrcano Loaded	iskrcano Unloaded	
Lučka kapetanija Senj	24 422	13 309	2 129 793	1 065 796	1 063 997	129 110	88 686	40 424	Harbour Master's Office Senj
Jablanac	16 290	8 217	1 401 100	701 975	699 125	78 782	64 631	14 151	Jablanac
Karlobag	69	3	4 454	2 227	2 227	700	350	350	Karlobag
Novalja	8 018	5 083	724 238	361 594	362 644	49 098	23 705	25 393	Novalja
Senj	45	5	1	-	1	530	-	530	Senj
Lučka kapetanija Split	46 951	74 561	7 395 802	3 692 625	3 703 177	3 124 874	1 498 221	1 626 653	Harbour Master's Office Split
Bol	2 264	527	211 186	108 087	103 099	-	-	-	Bol
Hvar – putnička luka	3 718	2 155	320 359	164 481	155 878	290	-	290	Hvar – passenger port
Jelsa	1 578	271	185 146	88 747	96 399	50	50	-	Jelsa
Komiža	502	36	17 669	8 908	8 761	-	-	-	Komiža
Makarska	4 724	1 800	446 355	224 003	222 352	25 862	19 483	6 379	Makarska
Milna	978	138	37 635	19 034	18 601	950	350	600	Milna
Omiš	343	22	17 892	8 901	8 991	-	-	-	Omiš
Rogač	2 118	2 289	246 914	124 914	122 000	17 250	1 788	15 462	Rogač
Split	16 042	40 245	3 333 338	1 671 948	1 661 390	2 597 025	1 309 322	1 287 703	Split
Stari Grad – teretna luka	3 010	8 241	668 749	327 963	340 786	105 877	23 261	82 616	Stari Grad – cargo port
Sućuraj	2 704	1 222	250 147	122 263	127 884	20 632	2 413	18 219	Sućuraj
Sumartin	1 014	338	64 874	32 881	31 993	10 504	6 462	4 042	Sumartin
Supetar – teretna luka	4 984	13 058	1 303 624	648 876	654 748	287 072	119 834	167 238	Supetar – cargo port
Trogir	1 416	748	74 988	37 429	37 559	22 175	3 724	18 451	Trogir
Vis	1 556	3 462	216 926	104 190	112 736	37 187	11 534	25 653	Vis
Lučka kapetanija Šibenik	18 567	4 809	682 211	340 951	341 260	1 453 824	1 025 991	427 833	Harbour Master's Office Šibenik
Murter – Hramina	124	6	5 804	2 922	2 882	-	-	-	Murter – Hramina
Primošten	287	30	31 681	15 953	15 728	-	-	-	Primošten
Rogoznica	268	23	7 334	3 604	3 730	-	-	-	Rogoznica
Šibenik	11 024	3 314	445 171	222 770	222 401	1 453 824	1 025 991	427 833	Šibenik
Tisno	14	0	-	-	-	-	-	-	Tisno
Vodice	6 850	1 433	192 221	95 702	96 519	-	-	-	Vodice
Lučka kapetanija Zadar	29 972	30 443	4 355 981	2 177 644	2 178 337	1 007 056	266 279	740 777	Harbour Master's Office Zadar
Biograd	10 458	3 957	919 330	464 186	455 144	77 753	39 515	38 238	Biograd
Ist/Kosirača	537	207	24 800	12 376	12 424	518	148	370	Ist/Kosirača
Pag – putnička luka	83	9	6 809	3 356	3 453	-	-	-	Pag – passenger port
Preko – putnička luka	5 134	9 391	1 265 692	630 687	635 005	107 424	1 875	105 549	Preko – passenger port
Sali	1 230	219	81 611	40 611	41 000	-	-	-	Sali
Silba/Žalić – putnička luka	1 256	663	133 012	66 230	66 782	4 126	240	3 886	Silba/Žalić – passenger port
Starigrad – Paklenica	8	0	92	38	54	-	-	-	Starigrad – Paklenica
Zadar	11 266	15 992	1 924 635	960 160	964 475	817 235	224 501	592 734	Zadar

20-35. PROMET ROBE U LUKAMA UNUTRAŠNJIH VODENIH PUTOVA
GOODS TRAFFIC IN INLAND WATERWAY PORTS

u tis. tona
'000 t

	Obujam prometa ¹⁾ <i>Traffic volume¹⁾</i>	Unutrašnji promet <i>Domestic traffic</i>			Međunarodni promet <i>International traffic</i>			
		ukupno <i>Total</i>	ukrcano <i>Loaded</i>	iskrcano <i>Unloaded</i>	ukupno <i>Total</i>	izvoz <i>Exports</i>	uvoz <i>Imports</i>	kombinirani tranzit <i>Combined transit</i>
1996.	1 157	2 314	1 157	1 157	-	-	-	-
1997.	968	1 886	943	943	25	10	8	7
1998.	1 298	2 295	1 148	1 147	151	51	84	15
1999.	869	1 495	747	748	121	51	60	10
2000.	1 234	2 034	1 017	1 017	217	109	72	36
2001.	1 555	2 597	1 298	1 299	256	79	117	60
2002.	1 224	1 861	930	931	293	90	130	73
2003.	1 115	1 207	601	606	509	107	332	70
2004.	1 532	996	503	493	1 039	99	825	115
2005. ²⁾	1 446	393	198	195	1 251	199	331	721

1) Obuhvaćen je iskrcaj u unutrašnjem prometu i ukupni međunarodni promet.

2) Prekid vremenske serije. Vidi Metodološka objašnjenja.

1) Including unloading in domestic traffic and total international traffic.

2) Break in time series. See Notes on Methodology.

20-36. PROMET OPASNE ROBE U LUKAMA UNUTRAŠNJIH VODENIH PUTOVA
TRAFFIC OF DANGEROUS GOODS IN INLAND WATERWAY PORTS

u tis. tona
'000 t

	Ukupno <i>Total</i>	Unutrašnji promet <i>Domestic transport</i>	Međunarodni promet <i>International transport</i>				
			ukupno <i>Total</i>	izvoz <i>Exports</i>	uvoz <i>Imports</i>	tranzit ukrcaj <i>Transit loaded</i>	tranzit iskrcaj <i>Transit unloaded</i>
2003.	319	317	2	-	1	-	1
2004.	456	417	39	-	38	-	1
2005.	362	350	12	2	9	-	1

20-37. PROMET ZRAKOPLOVA, PUTNIKA I TERETA U ZRAČNIM LUKAMA
AIRCRAFT, PASSENGER AND CARGO TRAFFIC AT AIRPORTS

	Otpremljeni zrakoplovi <i>Aircraft departures</i>	Promet putnika, tis. <i>Passenger traffic, '000</i>		Promet tereta, t <i>Cargo traffic, t</i>				
		otputovali <i>Departures</i>	doputovali <i>Arrivals</i>	otpremljeno <i>Dispatched</i>	prispjelo <i>Received</i>			
1996.	domaći promet	8 391	339	344	1 775	1 696	1996	Domestic traffic
	međunarodni promet	16 079	528	544	1 927	3 574		International traffic
1997.	domaći promet	8 869	352	348	1 594	1 435	1997	Domestic traffic
	međunarodni promet	15 480	595	576	2 079	3 429		International traffic
1998.	domaći promet	7 539	356	349	1 566	1 357	1998	Domestic traffic
	međunarodni promet	15 347	635	630	2 051	3 493		International traffic
1999.	domaći promet	6 605	322	321	1 393	1 313	1999	Domestic traffic
	međunarodni promet	13 462	598	580	2 003	3 913		International traffic
2000.	domaći promet	8 117	335	336	1 642	1 524	2000	Domestic traffic
	međunarodni promet	15 598	755	740	2 027	3 590		International traffic
2001.	domaći promet	7 010	353	359	1 565	1 642	2001	Domestic traffic
	međunarodni promet	15 702	823	813	2 209	3 581		International traffic
2002.	domaći promet	7 976	344	379	1 315	1 336	2002	Domestic traffic
	međunarodni promet	16 158	925	887	2 053	3 517		International traffic
2003.	domaći promet	7 905	427	457	1 310	1 410	2003	Domestic traffic
	međunarodni promet	17 317	1 031	1 006	2 157	3 889		International traffic
2004.	domaći promet	8 218	417	448	1 305	1 384	2004	Domestic traffic
	međunarodni promet	18 888	1 230	1 202	2 314	4 888		International traffic
2005.	domaći promet	8 315	387	398	1 559	1 575	2005	Domestic traffic
	međunarodni promet	23 982	1 565	1 566	2 799	12 176		International traffic

20-38. POŠTANSKE I KURIRSKE USLUGE
POSTAL AND COURIER SERVICES

	2001.	2002.	2003.	2004.	2005.	
Broj pošta	1 155	1 173	1 172	1 158	1 159	<i>Number of post offices</i>
Pismonosne usluge, mil.	297	321	340	346	370	<i>Letters, mln</i>
Unutrašnji promet, primljeno	257	282	302	311	336	<i>Domestic traffic, received</i>
Međunarodni promet, otpremjeno, primljeno	40	39	38	35	34	<i>International, sent, received</i>
Paketne usluge, tis. kom. ¹⁾	1 842	1 924	2 136	2 552	4 594	<i>Parcels, '000¹⁾</i>
Unutrašnji promet, primljeno	1 765	1 854	2 058	2 452	4 461	<i>Domestic, received</i>
Međunarodni promet, otpremjeno, primljeno	77	70	78	100	133	<i>International, sent, received</i>
Brzjavni, tis.	1 901	1 760	1 715	1 625	1 582	<i>Telegrams, '000</i>
Unutrašnji, otpremljeni	1 738	1 630	1 602	1 516	1 480	<i>Domestic, sent</i>
Međunarodni, otpremljeni, primljeni	163	130	113	109	102	<i>International, sent, received</i>

1) Prekid vremenske serije – od 2005. proširen obuhvat na sve davatelje kurirskih usluga.

1) *Break in time series – since 2005 the coverage has been expanded to all providers of courier services.*

20-39. TELEKOMUNIKACIJSKE USLUGE
TELECOMMUNICATION SERVICES

	2001.	2002.	2003.	2004.	2005.	
Broj glavnih telefonskih linija nepokretne mreže, tis. ¹⁾	1 716	1 685	1 684	1 676	1 675	<i>Number of main telephone lines (fixed), '000¹⁾</i>
Broj utrošenih minuta u nepokretnoj mreži u mil.	8 481	9 011	10 128	10 712	9 865	<i>Number of minutes spent in fixed network, mln</i>
Broj utrošenih minuta u pokretnoj mreži u mil.	1 085	1 498	1 913	2 198	2 812	<i>Number of minutes spent in mobile network, mln</i>
Korisnici pokretne mreže, tis.	1 731	2 340	2 551	2 842	3 650	<i>Mobile network users, '000</i>
Internetski pretplatnici ²⁾						<i>Internet subscribers²⁾</i>
Pristup modemom (dial-up)	238 586	370 013	497 422*	806 356	874 767	<i>Via modem (dial-up)</i>
Pristup zakupljenim vodovima	262	377	506	1 574	2 016	<i>Via leased lines</i>
Širokopojasni pristup (DSL, kabela mreže i dr.)	26 538	121 992	<i>Broadband access (DSL, cable networks, etc.)</i>

1) Vidi Metodološka objašnjenja, Telekomunikacije.

2) Prekid vremenske serije – od 2004. uključeni su svi na tržištu aktivni davaoci internetskog pristupa.

1) *See Notes Methodology Telecommunications.*

2) *Break in time series – since 2004, all Internet service providers have been included.*

20-40. OSOBE OZLIJEDENE U PROMETNIM NESREĆAMA PREMA KATEGORIJI SUDIONIKA I GODINAMA STAROSTI
INJURED PERSONS IN TRAFFIC ACCIDENTS BY CATEGORIES AND AGE GROUPS

Ozlijeđeni po godinama starosti <i>Injured persons by age</i>	Ukupno <i>Total</i>	Vozači osobnih automobila <i>Passenger car drivers</i>	Putnici u osobnim automobilima <i>Passengers in passenger cars</i>	Motociklisti <i>Motor cyclists</i>	Mopedisti <i>Moped riders</i>	Biciklisti <i>Bicycle riders</i>	Pješaci <i>Pedestrians</i>	Ostali <i>Others</i>
2001.								
Ukupno <i>Total</i>	22 093	8 309	6 751	1 035	1 070	1 001	2 618	1 309
0 – 9	1 259	8	563	1	10	87	550	40
10 – 14	824	6	334	15	70	145	224	30
15 – 17	1 379	62	543	173	277	70	208	46
18 – 20	2 494	987	915	167	167	43	144	71
21 – 24	3 134	1 463	1 026	227	128	48	116	126
25 – 64	11 723	5 609	3 085	443	374	449	898	865
65 i stariji <i>65 and over</i>	1 268	174	280	8	41	159	478	128
nepoznato <i>Unknown</i>	12	-	5	1	3	-	-	3
2002.								
Ukupno <i>Total</i>	23 923	9 210	7 078	1 252	1 326	1 087	2 542	1 428
0 – 9	1 291	4	650	2	6	102	503	24
10 – 14	793	7	311	9	66	127	240	33
15 – 17	1 360	63	537	184	315	59	170	32
18 – 20	2 880	1 113	1 044	198	238	52	119	116
21 – 24	3 360	1 533	1 061	259	186	53	106	162
25 – 64	12 902	6 255	3 207	597	478	518	930	917
65 i stariji <i>65 and over</i>	1 329	235	268	3	37	176	472	138
nepoznato <i>Unknown</i>	8	-	-	-	-	-	2	6
2003.								
Ukupno <i>Total</i>	26 153	10 191	7 491	1 730	1 599	1 091	2 564	1 487
0 – 9	1 211	4	600	6	5	95	472	29
10 – 14	851	4	345	18	77	135	237	35
15 – 17	1 473	74	594	187	349	62	161	86
18 – 20	3 136	1 215	1 098	248	275	50	136	114
21 – 24	3 903	1 828	1 143	362	236	46	135	153
25 – 64	14 115	6 754	3 406	900	608	536	901	1 010
65 i stariji <i>65 and over</i>	1 462	311	304	9	49	167	522	100
nepoznato <i>Unknown</i>	2	1	1	-	-	-	-	-
2004.								
Ukupno <i>Total</i>	24 271	9 398	6 764	1 674	1 441	1 004	2 450	1 540
0 – 9	1 147	6	584	6	13	84	431	23
10 – 14	766	6	322	16	76	110	203	33
15 – 17	1 331	67	500	179	318	55	135	77
18 – 20	2 720	1 052	951	248	232	42	113	82
21 – 24	3 458	1 595	988	351	208	35	127	154
25 – 64	13 422	6 422	3 151	863	537	500	902	1 047
65 i stariji <i>65 and over</i>	1 420	249	266	11	56	178	538	122
nepoznato <i>Unknown</i>	7	1	2	-	1	-	1	2
2005.								
Ukupno <i>Total</i>	21 773	8 131	5 936	1 587	1 295	1 006	2 450	1 368
0 – 9	1 132	3	510	3	6	96	426	88
10 – 14	814	6	310	14	70	126	244	44
15 – 17	1 167	50	479	146	217	64	157	54
18 – 20	2 209	826	750	200	208	46	106	73
21 – 24	3 042	1 341	838	354	210	42	121	136
25 – 64	12 115	5 653	2 782	864	542	494	918	862
65 i stariji <i>65 and over</i>	1 291	252	267	5	42	138	478	109
nepoznato <i>Unknown</i>	3	-	-	1	-	-	-	2

Izvor: Ministarstvo unutarnjih poslova
Source: Ministry of the Interior

20-41. OSOBE POGINULE¹⁾ U PROMETNIM NESREĆAMA PREMA KATEGORIJI SUDIONIKA I GODINAMA STAROSTI
KILLED PERSONS¹⁾ IN TRAFFIC ACCIDENTS BY CATEGORIES AND AGE GROUPS

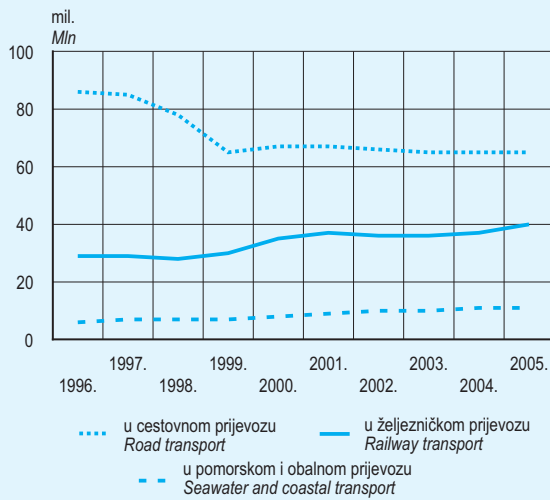
Poginuli po godinama starosti <i>Killed persons by age</i>	Ukupno <i>Total</i>	Vozači osobnih automobila <i>Passenger car drivers</i>	Putnici u osobnim automobilima <i>Passengers in passenger cars</i>	Motociklisti <i>Motor cyclists</i>	Mopedisti <i>Moped riders</i>	Biciklisti <i>Bicycle riders</i>	Pješaci <i>Pedestrians</i>	Ostali <i>Others</i>
2001.								
Ukupno <i>Total</i>	647	194	151	37	20	56	142	47
0 – 9	18	-	6	-	-	2	8	2
10 – 14	12	-	3	1	-	2	6	-
15 – 17	27	2	10	5	1	2	6	1
18 – 20	52	20	19	2	2	1	7	1
21 – 24	65	22	24	11	1	2	2	3
25 – 64	352	139	72	16	12	31	53	29
65 i stariji <i>65 and over</i>	120	11	17	1	4	16	60	11
nepoznato <i>Unknown</i>	1	-	-	1	-	-	-	-
2002.								
Ukupno <i>Total</i>	627	196	111	58	20	40	151	51
0 – 9	7	-	2	-	-	1	4	-
10 – 14	10	1	4	2	-	2	1	-
15 – 17	22	1	8	4	4	-	5	-
18 – 20	58	18	25	6	4	-	3	2
21 – 24	79	28	19	16	2	-	9	5
25 – 64	342	142	43	30	9	24	57	37
65 i stariji <i>65 and over</i>	108	6	10	-	1	13	72	6
nepoznato <i>Unknown</i>	1	-	-	-	-	-	-	1
2003.								
Ukupno <i>Total</i>	701	235	153	53	28	48	132	52
0 – 9	19	-	9	-	-	1	7	2
10 – 14	13	-	7	-	-	3	3	-
15 – 17	30	4	15	3	5	-	3	-
18 – 20	59	17	25	6	5	-	4	2
21 – 24	73	31	22	12	1	-	3	4
25 – 64	368	160	61	32	12	26	44	33
65 i stariji <i>65 and over</i>	136	22	12	-	5	18	68	11
nepoznato <i>Unknown</i>	3	1	2	-	-	-	-	-
2004.								
Ukupno <i>Total</i>	608	196	139	63	14	36	115	45
0 – 9	23	-	11	-	-	1	11	-
10 – 14	11	-	6	-	-	2	3	-
15 – 17	29	1	12	9	2	1	2	2
18 – 20	52	18	23	4	1	-	4	2
21 – 24	66	23	22	14	2	1	3	1
25 – 64	335	137	55	36	5	23	47	32
65 i stariji <i>65 and over</i>	92	17	10	-	4	8	45	8
nepoznato <i>Unknown</i>	-	-	-	-	-	-	-	-
2005.								
Ukupno <i>Total</i>	597	186	138	82	13	34	101	43
0 – 9	14	-	9	-	-	-	5	-
10 – 14	5	-	2	-	-	1	1	1
15 – 17	26	1	9	6	5	1	3	1
18 – 20	54	18	20	13	1	-	1	1
21 – 24	56	25	10	17	-	-	2	2
25 – 64	346	129	71	46	4	22	42	32
65 i stariji <i>65 and over</i>	96	13	17	-	3	10	47	6
nepoznato <i>Unknown</i>	-	-	-	-	-	-	-	-

1) Osobe poginule u prometnim nesrećama jesu osobe preminule na mjestu prometne nesreće, pri prijevozu do bolnice i do 30 dana nakon nesreće.

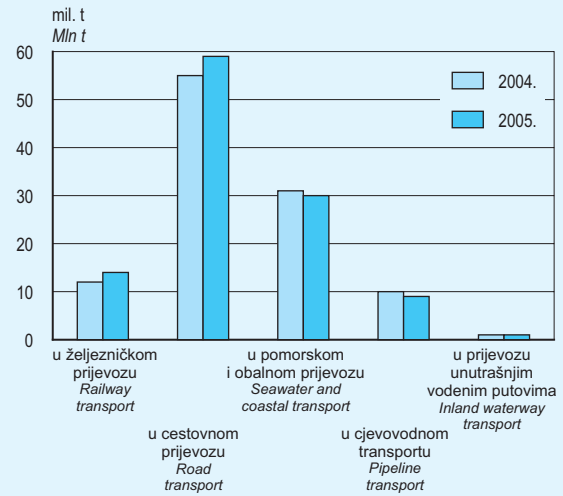
1) Persons killed in traffic accidents include those killed instantly, those who died on the way to the hospital or those who died up to 30 days after the accident.

Izvor: Ministarstvo unutarnjih poslova
 Source: Ministry of the Interior

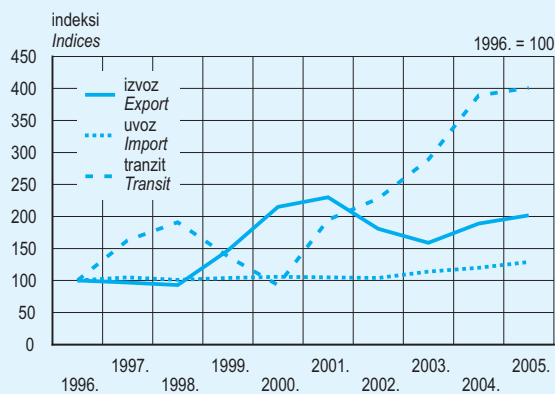
G 20-1. PREVEZENI PUTNICI OD 1996. DO 2005.
PASSENGERS CARRIED, 1996 – 2005



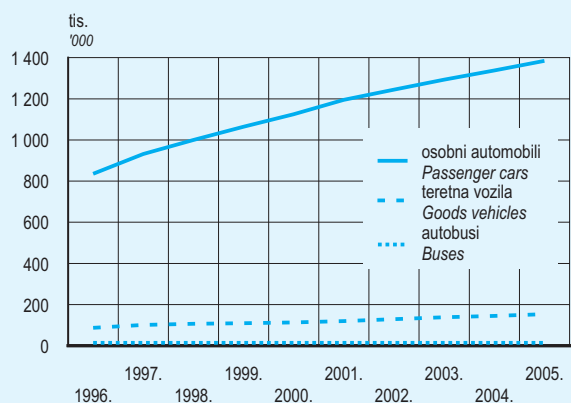
G 20-2. PRIJEVOZ ROBE U 2004. I 2005.
TRANSPORT OF GOODS, 2004 AND 2005



G 20-3. MEĐUNARODNI PROMET ROBE U MORSKIM LUKAMA OD 1996. DO 2005.
INTERNATIONAL GOODS TRAFFIC IN SEA PORTS, 1996 - 2005

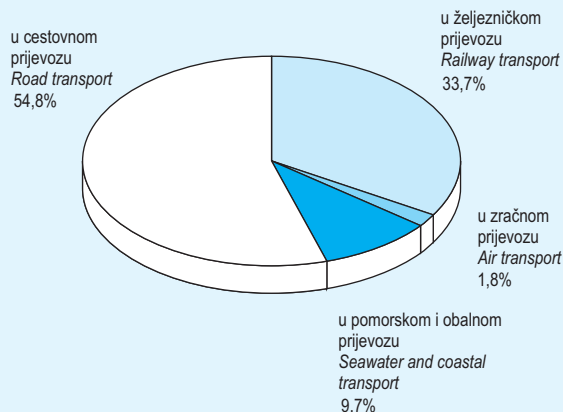


G 20-4. REGISTRIRANA CESTOVNA VOZILA OD 1996. DO 2005.
REGISTERED ROAD VEHICLES, 1996 - 2005



Izvor: Ministarstvo unutarnjih poslova
Source: Ministry of the Interior

G 20-5. STRUKTURA PRIJEVOZA PUTNIKA U 2005.
STRUCTURE OF TRANSPORT OF PASSENGERS, 2005



G 20-6. STRUKTURA PREVEZENE ROBE U 2005.
STRUCTURE OF TRANSPORT OF GOODS, 2005

