

26. OBRAZOVANJE

METODOLOŠKA OBJAŠNJENJA

Izvori i metode prikupljanja podataka

Podaci o dječjim vrtićima i drugim pravnim osobama koje ostvaruju programe predškolskog obrazovanja prikupljaju se godišnjim izvještajima sa stanjem 31. listopada tekuće pedagoške godine.

Podaci o osnovnim i srednjim školama prikupljaju se godišnjim izvještajima na početku i na kraju svake školske godine.

Podaci o upisanim studentima na visokim učilištima prikupljaju se upitnicima koje popunjavaju studenti pri upisu u zimski semestar svake akademske godine.

Podaci o doktorandima – osobama u postupku stjecanja doktorata znanosti – odnose se na razdoblje od 1. siječnja do 31. kolovoza 2005. kako bi se nadalje mogli pratiti i obrađivati kroz akademsku godinu i biti usklađeni s ostalim istraživanjima iz područja visokog obrazovanja. Podaci se prikupljaju upitnicima koje ispunjavaju studenti poslijediplomskoga doktorskog studija pri upisu ili kandidati pri prijavi doktorata. Prikupljaju se od 2002.

Podaci o studentima koji su diplomirali i kandidatima koji su stekli naslov magistra ili doktora znanosti u tijeku kalendarske godine prikupljaju se također upitnicima koje popunjavaju studenti odnosno kandidati pri diplomiranju odnosno obrani magistarskog rada ili doktorske disertacije.

Podaci o nastavnim visokih učilišta prikupljaju se izvještajima o nastavnom osoblju sa stanjem 15. studenoga tekuće akademske godine.

Podaci o učenicima s teškoćama u razvoju u osnovnim i srednjim školama, o učenicima u osnovnim umjetničkim školama i o obrazovanju odraslih prikupljaju se na posebnim obrascima na početku i na kraju svake školske godine.

Obuhvat i usporedivost

Podaci obuhvaćaju obrazovne ustanove uključene u obrazovni sustav Republike Hrvatske.

Podaci o predškolskom, osnovnom i srednjem obrazovanju za školske godine 1993./94. i 1994./95. obuhvaćaju vrtiće i škole na području Republike Hrvatske osim dijelova koji su bili zahvaćeni oružanim sukobima, a za školske godine 1995./96. i 1996./97. nisu obuhvaćeni samo dijelovi Osječko-baranjske i Vukovarsko-srijemske županije, koji su bili pod upravom UNTAES-a.

Svi podaci usporedivi su s prethodnim godinama.

Definicije

Obrazovni sustav Republike Hrvatske uključuje predškolsko (NSKO 0), osnovno (NSKO 1 i 2), srednje (NSKO 3) i visoko (NSKO 5 i 6) obrazovanje. Osnovno i srednje obrazovanje organizirano je kao redovito obrazovanje i posebno obrazovanje koje uključuje obrazovanje djece i mladeži s teškoćama u razvoju, obrazovanje odraslih i osnovno umjetničko obrazovanje koje priprema djecu za nastavak školovanja u srednjim umjetničkim školama.

ISCED 97 International Standard Classification of Education – Međunarodna standardna klasifikacija obrazovanja (UNESCO BPE-98/WS/1, studeni 1997.) koristi se u međunarodnoj statistici obrazovanja i omogućuje usporedivost podataka o obrazovanju na međunarodnoj razini.

Nacionalna standardna klasifikacija obrazovanja (NSKO, NN, br. 105/01.) koristi se u statistici obrazovanja na nacionalnoj razini i potpuno je usporediva s međunarodnom standardnom klasifikacijom obrazovanja ISCED 97.

NSKO (kao i ISCED 97) ima dvije glavne ukrižene varijable: položaj programa obrazovanja i područje programa obrazovanja. Prva dimenzija varijable položaj programa obrazovanja jest razina obrazovanja.

EDUCATION

NOTES ON METHODOLOGY

Sources and methods of data collection

Data on kindergartens and other legal entities implementing pre-school education are collected by annual reports with the situation as on 31 October of the current school year.

Data on basic and secondary schools are gathered by annual reports at the beginning and end of each school year.

Data on students enrolled in institutions of higher education are gathered by individual questionnaires at the beginning of the winter semester of each academic year.

Data on candidates for a doctorate – persons in a process of acquiring a doctorate of science refer to the period from 1 January to 31 August 2005 and are later monitored and processed throughout the whole academic year and harmonized with the other surveys from the field of higher education. Data are collected through individual questionnaires filled in by students enrolled in postgraduate doctor's study or by entrance of a doctor's dissertation. They have been collected since 2002.

Data on graduated students and on candidates who reached the academic title of master or doctor of science in the course of a calendar year are also collected through individual questionnaires filled in by students or candidates, respectively, who are about to graduate or to acquire a title of a master or a doctor.

Data on teachers in institutions of higher education are based on the number of teaching staff as on 15 November of the current academic year.

Data on children and youth with developmental difficulties in basic and secondary schools, on children in basic art schools as well as on education of adults are collected through special forms at the beginning and in the end of each school year.

Coverage and comparability

Data cover educational institutions included in the educational system of the Republic of Croatia.

Data for the school years 1993/1994 and 1994/1995 on pre-school, basic and secondary education include kindergartens and schools on the territory of the Republic of Croatia, with the exception of the areas struck by the war; for the school years 1995/1996 and 1996/1997 only the parts of the Counties of Osijek-Baranja and Vukovar-Sirmium, which were under the control of UNTAES, were not included.

All data are comparable with previous years.

Definitions

Education System of the Republic of Croatia includes pre-school (ISCED 0), basic (ISCED 1 & 2), secondary (ISCED 3) and tertiary (ISCED 5 & 6) education. Basic and secondary education is either regular or special, which includes education of children and youth with developmental difficulties, education of adults and basic education in art schools, as a preparation for education in secondary art schools.

The International Standard Classification of Education (ISCED 97, UNESCO BPE-98/WS/1, November 1997) is used in international education statistics and enables comparability of data on education at the international level.

The National Standard Classification of Education (NSKO, NN, No. 105/2001) is used in education statistics at the national level and is completely comparable with the International Standard Classification of Education (ISCED 97).

NSKO (as well as ISCED 97) consists of two main crossed variables: position of the education programme and field of the education programme. The first dimension of the variable the position of the education programme is the level of education.

OBRAZOVANJE EDUCATION

U obrazovnom sustavu Republike Hrvatske razine obrazovanja jesu:

NSKO 0 – predškolsko obrazovanje, odgovara razini 0 ISCED-a 97

NSKO 1 – niže osnovno obrazovanje (prve četiri godine osnovnog obrazovanja), odgovara razini 1 ISCED-a 97

NSKO 2 – više osnovno obrazovanje (završne četiri godine osnovnog obrazovanja), odgovara razini 2 ISCED-a 97

NSKO 3 – srednje obrazovanje, odgovara razini 3 ISCED-a 97

NSKO 5 – tercijarno obrazovanje odnosno više, visoko i poslijediplomsko obrazovanje (magisterij), odgovara razini 5 ISCED-a 97

NSKO 5.1. – visoko i poslijediplomsko obrazovanje (magisterij), odgovara podrazini 5A ISCED-a 97

NSKO 5.2. – više obrazovanje i stručni studij, odgovara podrazini 5B ISCED-a 97

NSKO 6 – doktorat znanosti, odgovara razini 6 ISCED-a 97.

Dječji vrtići jesu ustanove koje obavljaju djelatnost predškolskog odgoja i obrazovanja. Programi predškolskog odgoja mogu se ostvarivati i pri osnovnim školama, kao igraonice u knjižnicama te u zdravstvenim, socijalnim, kulturnim, sportskim ustanovama i udrugama (druge pravne osobe).

Škole – u statistici obrazovanja školom se smatra skupina učenika koja prati nastavu određene vrste i stupnja po istovrsnom nastavnom planu i programu na određenoj lokaciji. Svaka teritorijalno odvojena jedinica (razredni odjel) iste vrste smatra se također školom (školskom jedinicom).

Visoka učilišta jesu sveučilište te fakultet, sveučilišni odjel i umjetnička akademija u njegovu sastavu, veleučilište i visoka škola. Sveučilište, fakultet, sveučilišni odjel i umjetnička akademija obavljaju djelatnost visokog obrazovanja, znanstvenu, stručnu i umjetničku djelatnost u skladu sa zakonom i svojim statutom. Ova visoka učilišta organiziraju i izvode sveučilišne studije, a mogu organizirati i izvoditi i stručne studije. Veleučilište i visoka škola organiziraju i izvode stručne studije te mogu obavljati stručnu, znanstvenu i umjetničku djelatnost u skladu sa zakonom i svojim statutom.

Učenički dom jest ustanova koja pruža smještaj i prehranu učenicima za vrijeme školovanja te organizira i odgojno-obrazovni rad, kulturne i druge aktivnosti učenika.

Studentski dom osigurava smještaj studentima visokih učilišta za vrijeme studija. Studentima, osim smještaja, može biti osigurana i prehrana.

Redovito obrazovanje

Predškolsko obrazovanje nije obvezatno i obuhvaća djecu od treće godine života do polaska u školu.

Podaci u tablici 26-1. za predškolsko obrazovanje počevši od 1989./1990. uključuju, osim djece koja su pohađala vrtić, i djecu koja su pohađala predškolu.

Osnovno obrazovanje traje osam godina i obvezatno je za svu djecu od 7 do 15 godina, a cilj mu je stjecanje općeg znanja, što se ostvaruje prema jedinstvenim nastavnim planovima i programima.

Srednje obrazovanje traje od 1 do 4 godine, a omogućuje stjecanje znanja i vještina potrebnih za uključivanje na tržište rada ili za nastavak školovanja. Srednje obrazovanje nije obvezatno. Vrste srednjih škola, ovisno o nastavnom planu i programu, jesu:

- gimnazije
- tehničke i srodne škole
- umjetničke škole
- industrijske i obrtničke škole.

Na područjima na kojima žive pripadnici nacionalnih manjina osnivaju se jedinice osnovnog i srednjeg obrazovanja s programima na jeziku i pismu nacionalnih manjina.

Visoko obrazovanje provodi se na visokim učilištima kroz sveučilišne i stručne

In the Education System of the Republic of Croatia the levels of education are the following:

NSKO 0 - pre-school education, corresponding to level 0 ISCED 97;

NSKO 1 - primary education (first four grades of basic education), corresponding to level 1 ISCED 97;

NSKO 2 - lower secondary education (last four years of basic education), corresponding to level 2 ISCED 97;

NSKO 3 - upper secondary education, corresponding to level 3 ISCED 97;

NSKO 5 - tertiary education, undergraduate and postgraduate (master's degree), corresponding to level 5 ISCED 97;

NSKO 5.1. - university and post-graduate education (master's degree), corresponding to sublevel 5A ISCED 97;

NSKO 5.2 - non-university education and professional study, corresponding to sublevel 5B ISCED 97;

NSKO 6 - doctorate of science (DSc), corresponding to level 6 ISCED 97.

Kindergartens are institutions that provide upbringing, care and education for pre-school children. Pre-school programmes can be implemented in basic schools, in library playrooms, and in other social, cultural, and sport institutions and organizations (other legal entities).

Schools - in education statistics a school is considered a group of pupils following the same educational plan and programme at a certain location. Each geographically separated unit (a class) is also considered a school (a school unit).

Institutions of higher education are university, university department faculty and art academy within it, polytechnic and school of professional higher education. University, university department faculty and art academy perform the activity of higher education, scientific, professional and artistic activity in line with the law and their statutes. These institutions organise and conduct university studies. They can conduct professional studies as well. Polytechnic and school of higher education organise and conduct professional studies. They can perform professional, scientific and artistic activity in line with the law and their statutes.

Boarding homes for pupils are institutions that provide board and lodging for pupils during their studies and organize educational work, cultural and other pupils' activities.

Boarding homes for students are institutions that provide board and lodging for students during their studies. Besides accommodation, meals can be provided.

Regular education

Pre-school education is not compulsory and includes children from three years of age to the age of starting school.

Data in table 26-1 about pre-school education include, starting from 1989/90 (besides children in kindergarten) also children who attended only pre-school lessons.

Basic education lasts for eight years and is compulsory for all children between the age of seven and fifteen. It gives basic general education according to the established educational plan and programme.

Upper secondary education may last from 1 to 4 years. It gives education and skills that are necessary either to enter the labour market or to continue with the education. Upper secondary education is not compulsory. Depending on education plan and programme, there are following types of upper secondary schools:

- grammar schools
- technical and related schools
- art schools
- trade and crafts schools.

In areas inhabited by national minorities, basic and secondary schools (school units) are established with educational programmes in their respective languages and scripts.

Tertiary education is carried out in institutions of higher education through

studije:

- sveučilišni studij, koji osposobljava studente za obavljanje poslova u znanosti i visokom obrazovanju te ih osposobljava za razvoj i primjenu znanstvenih i stručnih dostignuća.
- stručni studij, koji pruža studentima primjerenu razinu znanja i vještina koje omogućavaju obavljanje stručnih zanimanja i osposobljavaju ih za neposredno uključivanje u radni proces.

Posebno obrazovanje

Osnovne glazbene i baletne škole pripremaju djecu za nastavak obrazovanja u srednjim glazbenim i baletnim školama. Učenici pohađaju te škole usporedo s osnovnom školom u kojoj stječu obvezatno osnovno obrazovanje.

Obrazovanje djece i mladeži s teškoćama u razvoju provodi se u osnovnoj školi u posebnim odgojno-obrazovnim grupama i razrednim odjelima u okviru škole. Iznimno, za djecu s većim teškoćama u razvoju osnovno školovanje obavlja se u posebnim ustanovama odgoja i obrazovanja. Djeca s teškoćama u razvoju mogu pohađati školu do 21. godine života.

Srednje obrazovanje mladeži s teškoćama u razvoju organizirano je uz primjenu individualnog pristupa u posebnim razrednim odjelima ili u posebnim ustanovama odgoja i obrazovanja.

Obrazovanje odraslih omogućuje obrazovanje odraslim osobama koje u dobi uzrasta za redovito školovanje nisu dobile odgovarajuće obrazovanje te osobama kojima je potrebna nadopuna stručne naobrazbe. Odrasli mogu steći obrazovanje pohađanjem nastave ili polaganjem ispita. Osnovno i srednje obrazovanje odraslih provodi se u osnovnim i srednjim školama i drugim ovlaštenim ustanovama.

Podaci o odgojiteljima, učiteljima, nastavnicima i suradnicima u nastavi ne predstavljaju broj fizičkih osoba već broj njihova angažmana na jednoj ili više obrazovnih ustanova.

STATISTIČKE PUBLIKACIJE

Statistička izvješća

32 R,O; 51 R,O; 67 R; 71 R; 77 R,O; 87 R,O; 90 R; 104 R,O; 111 R,O; 118 R,O; 120 R; 126 R,O; 139 R,O; 158 R,O; 159 R; 179 R,O; 182 R; 203 R,O; 207 R,O; 213 R; 214 R,O; 241 R,O; 242 R,O; 252 R; 253 R; 276 R,O; 277 R; 283 R,O; 291 R; 302 O; 312 R,O; 318 R; 330 R,O; 332 R; 357 R; 366 R,O; 367 R; 394 R; 402 R,ZO,O; 405 R; 433 R; 444 R,N; 446 R, ZO,O; 455 R,ZO,O; 473 R; 481 R,N; 482 R,ZO,O; 507 R; 519 R, N; 525 R,ZO,O; 550 R; 558 R; 565 R,ZO,O; 584 R; 585 R; 590 ZO,O; 595 R; 597 R,ZO,O; 621 R; 629 R,ZO,O; 630 R, ZO,O; 658 R,ZO,O; 666 R,ZO,O; 667 R,ZO,O; 668 R,ZO,O; 669 R,ZO,O; 696 R,ZO,O; 708 R,ZO,O; 715 R; 716 R,ZO,O; 733 R,ZO,O; 745 R,ZO,O; 747 R,ZO,O; 756 R,ZO,O; 768 R; 780 R,ZO,O; 788 R,ZO,O; 790 R,ZO,O; 798 R,ZO,O; 818 R,O; 826 R,O; 828 R,O; 834 R,O; 851 R,O; 856 R,O; 866 R,O; 871 R,O; 909 R,O; 912 R,O; 914 R,O; 920 R,O; 944 R,Ž; 945 R,Ž; 947 R,Ž; 952 R,Ž; 970 R,Ž,G,O; 974 R,Ž,G,O; 979 R, Ž,G,O; 985 R, Ž,G,O; 1000 R,Ž,G,O; 1003 R,Ž,G,O; 1007 R,Ž, G,O; 1010 R,Ž,G,O; 1034 R, Ž, G, O; 1035 R, Ž, G, O; 1036 R, Ž, G, O; 1037 R, Ž, G, O; 1060 R,Ž,G,O; 1061 R,Ž,G,O; 1062 R,Ž,G,O; 1063 R,Ž,G,O; 1083 R,Ž,G,O; 1084 R,Ž,G,O; 1085 R,Ž,G,O; 1086 R,Ž,G,O; 1109 R,Ž,G,O; 1110 R,Ž,G,O; 1111 R,Ž,G,O; 1112 R,Ž,G,O; 1140 R,Ž,G,O; 1141 R,Ž,G,O; 1142 R,Ž,G,O; 1143 R,Ž,G,O; 1170 R,Ž,G,O; 1171 R,Ž,G,O; 1172 R,Ž,G, O1173 R,Ž,G,O; 1203 R,Ž,G,O; 1204 R,Ž,G,O; 1205 R,Ž,G,O; 1206 R,Ž,G,O; 1237 R,Ž,G,O; 1238 R,Ž,G,O; 1239 R,Ž,G,O; 1240 R,Ž,G,O; 1269 R,Ž,G,O; 1270 R,Ž,G,O; 1271 R,Ž,G,O; 1272 R,Ž,G,O

Studije i analize

university and professional studies:

- *university study, enabling a person for the engagement in scientific work or tertiary education and preparing him or her for the development and implementation of scientific and expert achievements.*
- *professional study, which offers an adequate level of knowledge and skills, enabling a person for a professional occupation and preparing him or her for actual work.*

Special education

Basic music and ballet schools prepare children for the continuation of education in secondary art schools of the same kind. The pupils are obliged to concurrently attend a regular basic school.

Education of children and youth with developmental difficulties is carried out in basic schools in special training-educational groups and class units within the school. In the case of heavier developmental difficulties, basic education is provided in special institutions. Children with developmental difficulties can attend school until the age of 21.

Upper secondary education of youth with developmental difficulties is provided by applying individual methods within special class units or educational institutions.

Adults Education is aimed at providing education for adults who have not obtained an adequate education in the course of regular schooling and those who want to get more of vocational education. For adults, this can include either regular attending of school or only taking exams. Basic and upper secondary education of adults is carried out in basic and upper secondary schools and other licensed institutions.

Data on kindergarten teachers, primary teachers, teachers and other auxiliary staff participating in education don't present the number of actual persons but instead the number of positions held at one or more educational institutions.

STATISTICAL PUBLICATIONS

Statistical Reports

32 R,M; 51 R,M; 67 R; 71 R; 77 R,M; 87 R,M; 90 R; 104 R,M; 111 R,M; 118 R,M; 120 R; 126 R,M; 139 R,M; 158 R,M; 159 R; 179 R,M; 182 R; 203 R,M; 207 R,M; 213 R; 214 R,M; 241 R,M; 242 R,M; 252 R; 253 R; 276 R,M; 277 R; 283 R,M; 291 R; 302 M; 312 R,M; 318 R; 330 R,M; 332 R; 357 R; 366 R,M; 367 R; 394 R; 402 R,AM,M; 405 R; 433 R; 444 R,S; 446 R, AM,M; 455 R,AM,M; 473 R; 481 R,S; 482 R,AM,M; 507 R; 519 R,S; 525 R,AM,M; 550 R; 558 R; 565 R,AM,M; 584 R; 585 R; 590 AM,M; 595 R; 597 R,AM,M; 621 R; 629 R,AM,M; 630 R,AM,M; 658 R,AM,M; 666 R,AM,M; 667 R,AM,M; 668 R, AM,M; 669 R,AM,M; 696 R,AM,M; 708 R,AM,M; 715 R; 716 R, AM,M; 733 R,AM,M; 745 R,AM,M; 747 R,AM,M; 756 R,AM,M; 768 R; 780 R,AM,M; 788 R,AM,M; 790 R,AM,M; 798 R,AM,M; 818 R,M; 826 R,M; 828 R,M; 834 R,M; 851 R,M; 856 R,M; 866 R,M; 871 R,M; 909 R,M; 912 R,M; 914 R,M; 920 R,M; 944 R,C; 945 R,C; 947 R,C; 952 R,C; 970 R,C,T,M; 974 R,C, T,M; 979 R,C,T,M; 985 R,C,T,M; 1000 R,C,T,M; 1003 R,C,T,M; 1007 R,C,T,M; 1010 R,C,T,M; 1034 R,C,T,M; 1035 R,C,T,M; 1036 R,C,T,M; 1037 R,C,T,M; 1060 R,C,T,M; 1061 R,C,T,M; 1062 R,C,T,M; 1063 R,C,T,M; 1083 R,C,T,M; 1084 R,C,T,M; 1085 R,C,T,M; 1086 R,C,T,M; 1109 R,C,T,M; 1110 R,C,T,M; 1111 R,C,T,M; 1112 R,C,T,M; 1140 R,C,T,M; 1141 R,C,T,M; 1142 R,C,T,M; 1143 R,C,T,M; 1170 R,C,T,M; 1171 R,C,T,M; 1172 R,C,T,M; 1173 R,C,T,M; 1203 R,C,T,M. 1204 R,C,T,M; 1205 R,C,T,M. 1206 R,C,T,M; 1237 R,C,T,M; 1238 R,C,T,M; 1239 R,C,T,M; 1240 R,C,T,M; 1269 R,C,T,M; 1270 R,C,T,M; 1271 R,C,T,M; 1272 R,C,T,M

Studies and analyses

OBRAZOVANJE
EDUCATION

- | | |
|--|---|
| 2. Dr. Zora Steinman:
Visoko školstvo u NR Hrvatskoj | 2. Zora Steinman, DSc:
<i>Further and Higher Education in NR Croatia</i> |
| 3. Dr. Zora Steinman:
Stvarno trajanje studija na fakultetima u NR Hrvatskoj | 3. Zora Steinman, DSc:
<i>Actual Study Duration on Universities in NR Croatia</i> |
| 5. Dr. Zora Steinman:
Razvoj školstva u kotaru Karlovac od škol. god. 1951/52 - 1957/58. | 5. Zora Steinman, DSc:
<i>School System Development in Karlovac District, schoolyear 1951/52-1957/58</i> |
| 12. Dr. Zora Steinman:
Prelaz omladine u škole II stupnja iza završenog obaveznog školovanja | 12. Zora Steinman, DSc:
<i>Youth Transition into Secondary Schools after Finished Obligatory Education</i> |
| 21. Dr. Zora Steinman:
Razvoj redovnog školovanja u SR Hrvatskoj od šk. god. 1947/48 1962/63. | 21. Zora Steinman, DSc:
<i>Regular Education Development in SR Croatia, school year 1947/48 1962/63</i> |
| 24. Stojanka Ivković:
Stvarno trajanje studija na školama III stupnja u SR Hrvatskoj 1956-1963. | 24. Stojanka Ivković:
<i>Actual Study Duration on Third Level Schools in SR Croatia 1956-1963</i> |
| 25. Dr. Zora Steinman:
Školovanje školskog i mlađeg radnog kontingenta stanovništva u SR Hrvatskoj | 25. Zora Steinman, DSc:
<i>School and Younger Working Population Education in SR Croatia</i> |
| 29. Dr. Zora Steinman - Stojanka Ivković:
Trajanje studija i tokovi školovanja studenata škola trećeg stupnja u SR Hrvatskoj, razdoblje 1960-1967. god. | 29. Zora Steinman, DSc - Stojanka Ivković:
<i>Study Duration and Education Flows of Third Level School Students in SR Croatia, 1960-1967</i> |
| 38. Dr. Zora Steinman:
Metode projekcije završavanja školovanja | 38. Zora Steinman, DSc:
<i>Education Finishing Projection Methods</i> |

Metodološke upute

11. Predškolske ustanove, osnovne i srednje škole, učenički domovi
40. Nacionalna standardna klasifikacija obrazovanja (NSKO)
56. Polja obrazovanja i usavršavanja, Priručnik (prijevod)

Izvanredna izdanja

Međunarodna standardna klasifikacija obrazovanja ISCED 1997.

Methodologies

- 11 *Pre-school institutions, basic and secondary schools, school children's homes*
40 *National Standard Classification of Education (NSKO)*
56 *Fields of Education and Training, Manual (translation)*

Special Editions

International Standard Classification of Education, ISCED 1997 (UNESCO)

R = Republika Hrvatska
ZO = zajednice općina
Ž = županije
G = gradovi
O = općine
N = naselja

R = the Republic of Croatia
AM = Regional Associations of Municipalities
C = Counties
T = Towns
M = Municipalities
S = Settlements

26-1. UPISANA DJECA, UČENICI I STUDENTI PREMA RAZINAMA OBRAZOVANJA NA POČETKU ŠKOLSKE GODINE
CHILDREN, PUPILS AND STUDENTS ENROLLED, BY LEVEL OF EDUCATION, THE BEGINNING OF THE SCHOOL YEAR

	Predškolsko obrazovanje ¹⁾ NSKO 0 Pre-school education ¹⁾ ISCED 0			Osnovno obrazovanje ²⁾ NSKO 1 i 2 Basic education ²⁾ ISCED 1 & 2			Srednje obrazovanje ²⁾ NSKO 3 Secondary education ²⁾ ISCED 3			Visoko obrazovanje NSKO 5 Tertiary education ISCED 5		
	dječji vrtići i druge pravne osobe ³⁾ Kindergartens and other legal entities ³⁾	djeca Children	odgojitelji i učitelji Kindergarten teachers	škole Schools	učenici Pupils	učitelji Teachers	škole Schools	učenici Pupils	nastavnici Teachers	visoka učilišta Institutions of higher education	studenti Students	nastavnici i suradnici u nastavi Academic staff
1981./1982.	771	66 254	3 974	2 826	507 716	27 085	423	196 898	13 472	83	65 089	5 524
1982./1983.	798	67 847	4 085	2 805	508 638	27 431	428	196 148	13 451	82	61 807	5 710
1983./1984.	802	67 481	4 256	2 780	511 618	27 181	430	194 207	13 012	76	57 722	5 494
1984./1985.	819	69 080	4 282	2 749	513 642	26 821	430	195 244	12 605	67	57 040	5 749
1985./1986.	838	69 374	4 395	2 724	520 576	27 165	429	189 946	12 403	67	55 886	5 081
1986./1987.	868	71 520	4 566	2 698	522 413	27 493	433	192 923	12 587	64	60 001	5 260
1987./1988.	875	73 032	4 726	2 673	520 684	27 811	231	194 967	12 923	60	62 981	5 534
1988./1989.	894	74 583	4 808	2 647	514 437	27 698	227	200 175	12 990	59	65 276	6 360
1989./1990.	936	86 243	5 427	2 608	503 129	27 282	227	205 860	12 885	59	69 021	6 132
1990./1991.	930	85 468	5 619	2 026	431 586	23 262	199	187 211	11 958	58	70 781	6 633
1991./1992.	763	60 214	4 616	1 859	415 750	22 187	467 ⁴⁾	173 727	11 705	57	68 720	6 425
1992./1993.	831	64 169	4 858	1 930	446 621	23 873	522	190 269	13 451	61	75 514	6 371
1993./1994.	846	70 282	5 081	1 930	441 837	24 067	510	206 730	14 882	63	80 410	6 146
1994./1995.	871	75 466	5 320	1 928	431 795	24 194	482	196 740	15 269	64	80 185	5 893
1995./1996.	902	76 695	5 531	1 937	421 742	24 003	501	199 283	15 347	65	84 208	6 073
1996./1997.	960	79 489	5 842	2 021	416 990	25 192	550	203 772	16 640	68	85 752	6 030
1997./1998.	980	82 894	6 201	2 127	423 165	26 199	577	199 863	16 942	69	90 021	6 253
1998./1999.	1 003	81 288	6 359	2 140	418 971	26 116	614	200 416	17 836	94	91 874	6 748
1999./2000.	1 034	84 526	6 372	2 144	413 468	26 820	627	196 023	18 436	93	96 798	7 563
2000./2001.	1 036	84 023	6 374	2 141	405 682	27 147	634	195 120	19 325	93	100 297	7 701
2001./2002.	1 051	85 553	6 566	2 134	400 100	27 502	645	195 000	19 718	95	107 911	7 622
2002./2003.	1 067	85 742	6 783	2 139	395 702	27 905	650	196 147	19 733	100	116 434	8 132
2003./2004.	1 067	86 312	7 020	2 138	393 421	28 335	665	195 340	20 073	102	120 822	7 917
2004./2005.	1 190	88 930	7 376	2 141	391 744	29 485	665	192 076	20 701	103	128 670	8 764
2005./2006.	1 205	89 571	7 715	2 140	387 952	30 131	683	189 661	21 835	110	132 952	9 486

1) Od 1989./1990. prikazuju se podaci za djecu koja su obuhvaćena programom predškolskog obrazovanja u dobi od 3 do 7 i više godina.

2) Do 1995./1996. prikazani su podaci samo za redovite osnovne i srednje škole. Od 1996./1997. uključeni su i podaci za škole za djecu i mladež s teškoćama u razvoju i vjerske gimnazije.

3) Do 2004./2005. prikazani su podaci samo za dječje vrtiće. Od 2004./2005. uključene su i druge pravne osobe koje ostvaruju programe predškolskog odgoja.

4) Od 1991./1992. broj srednjih škola povećao se zbog preobrazbe srednjoškolskih centara u zasebne srednje škole: gimnazije, tehničke i srodne srednje škole, industrijske i obrtničke škole i umjetničke škole.

1) Since the school year 1989/90 data on children aged between 3 and 7 and over, who are included in the pre-school education programme, have been presented.

2) Until 1995/96 data were presented only on regular basic and secondary schools; Since 1996/97, data on schools for children and youth with developmental difficulties and religious grammar schools, have been included.

3) Until 2004/05 data were presented only on kindergartens. Since 2004/05, data on other legal entities implementing pre-school educational programmes have been included.

4) Since 1991/92 the number of secondary schools has increased due to the transformation of secondary school centres into independent secondary schools: grammar, technical and related schools, industrial and crafts schools and art schools.

26-2. UČENICI I STUDENTI KOJI SU ZAVRŠILI OSNOVNU ILI SREDNJU ŠKOLU ODNOSNO DIPLOMIRALI NA VISOKIM UČILIŠTIMA
BASIC AND SECONDARY SCHOOL GRADUATES AND STUDENTS GRADUATED FROM INSTITUTIONS OF HIGHER EDUCATION

	Učenici koji su završili osnovnu školu ¹⁾ NSKO 2 <i>Graduated from basic school¹⁾</i> ISCED 2			Učenici koji su završili srednju školu ¹⁾ NSKO 3 <i>Graduated secondary school¹⁾</i> ISCED 3			Studenti koji su diplomirali na visokim učilištima (NSKO 5) <i>Students graduated from institutions of higher education (ISCED 5)</i>					
	ukupno <i>Total</i>	učenici <i>Male</i>	učenice <i>Female</i>	ukupno <i>Total</i>	učenici <i>Male</i>	učenice <i>Female</i>	stručni studij NSKO 5.2. <i>Professional study ISCED 5B</i>			sveučilišni studij NSKO 5.1. <i>University study ISCED 5A</i>		
							ukupno <i>Total</i>	studenti <i>Male</i>	studentice <i>Female</i>	ukupno <i>Total</i>	studenti <i>Male</i>	studentice <i>Female</i>
1986.	61 081	40 526	4 830	6 243
1987.	63 103	44 539	4 522	2 261	2 261	6 384	3 116	3 268
1988.	64 064	40 156	4 243	2 005	2 238	6 257	3 089	3 168
1989.	64 753	41 050	3 751	1 761	1 990	6 637	3 276	3 361
1990.	62 310	42 408	3 284	1 524	1 760	6 422	2 969	3 453
1991.	52 276	40 126	19 754	20 372	3 009	1 316	1 693	5 671	2 700	2 971
1992.	52 228	37 970	17 764	20 206	2 783	1 160	1 623	5 073	2 194	2 879
1993.	58 002	39 911	18 882	21 029	2 967	1 300	1 667	5 308	2 346	2 962
1994.	57 656	54 914	27 370	27 544	2 852	1 300	1 552	5 542	2 337	3 205
1995.	56 597	45 088	21 921	23 167	3 219	1 701	1 518	6 079	2 634	3 445
1996.	55 198	48 498	24 396	24 102	3 782	1 944	1 838	7 679	3 423	4 256
1997.	52 376	26 773	25 603	51 005	25 396	25 609	3 657	2 019	1 638	7 803	3 489	4 314
1998.	54 522	27 966	26 556	51 165	25 603	25 562	4 419	2 374	2 045	8 867	3 759	5 108
1999.	52 285*	26 658	25 627	50 928	25 435	25 493	4 468	2 314	2 154	8 847	3 653	5 194
2000.	53 839	27 380	26 459	49 081	24 025	25 056	4 626	2 419	2 207	8 884	3 585	5 299
2001.	52 982	26 990	25 992	48 203	24 085	24 118	5 432	2 373	3 059	8 378	3 416	4 962
2002.	53 368	27 235	26 133	47 057	23 162	23 895	5 453	2 649	2 804	9 415	3 733	5 682
2003.	51 211	26 250	24 961	47 092	23 384	23 708	6 489	2 864	3 625	9 243	3 753	5 490
2004.	50 088	25 644	24 444	48 548	23 848	24 700	8 029	3 282	4 747	9 362	3 724	5 638
2005.	50 173	25 538	24 635	47 698	23 536	24 162	8 458	3 432	5 026	9 732	3 913	5 819

1) Od 1996. uključeni su i podaci za učenike škola za djecu i mladež s teškoćama u razvoju.

1) Since 1996, data on schools for children and youth with developmental difficulties have been included.

26-3. REDOVITE ŠKOLE, RAZREDNI ODJELI, UČENICI I NASTAVNICI, KRAJ ŠKOLSKE GODINE
REGULAR SCHOOLS, CLASS UNITS, PUPILS AND TEACHERS, END OF SCHOOL YEAR

	Škole Schools	Razredni odjeli Class units	Učenci Pupils				Nastavnici Teachers			
			ukupno Total	učenci Male	učenice Female	I. razreda First grade	ukupno Total	muškarci Men	žene Women	s punim radnim vremenom Full-time teachers
Osnovne škole (NSKO 1 i 2) <i>Basic schools (ISCED 1&2)</i>										
1995./1996.	1 967	17 490	419 686	214 984	204 702	49 956	24 167	5 850	18 317	21 876
1996./1997.	1 993	17 536	413 830	212 727	201 103	49 006	24 606	5 987	18 619	22 014
1997./1998.	2 076	17 999	418 404	214 599	203 805	50 269	25 184	6 113	19 071	22 560
1998./1999.	2 089	18 089	415 250	212 818	202 432	50 089	25 555	6 082	19 473	22 845
1999./2000.	2 093	18 180	409 749	210 180	199 569	47 374	26 259	6 210	20 049	23 299
2000./2001.	2 088	18 180	402 281	206 051	196 230	47 127	26 495	6 267	20 228	23 325
2001./2002.	2 088	18 225	397 246	203 580	193 666	48 405	26 899	6 200	20 699	23 532
2002./2003.	2 087	18 221	392 122	201 013	191 109	48 626	27 230	6 176	21 054	23 545
2003./2004.	2 083	18 238	390 533	200 250	190 283	50 326	28 125	6 228	21 897	23 714
2004./2005.	2 088	18 313	388 961	199 291	189 670	48 682	28 836	6 230	22 606	24 087
Srednje škole¹⁾ (NSKO 3) <i>Secondary schools¹⁾ (ISCED 3)</i>										
1995./1996.	516	6 875	197 356	97 798	99 558	59 561	15 968	6 233	9 735	11 806
1996./1997.	554	6 960	199 018	98 211	100 807	57 884	16 586	6 441	10 145	12 003
1997./1998.	585	7 056	198 065	97 949	100 116	55 665	17 023	6 563	10 460	12 005
1998./1999.	597	6 982	195 197	96 601	98 596	56 466	17 800	6 756	11 044	12 415
1999./2000.	611	6 960	191 252	94 491	96 761	54 003	18 783	6 921	11 862	13 130
2000./2001.	618	6 983	191 039	94 706	96 333	55 871	19 094	6 922	12 172	13 431
2001./2002.	627	7 072	190 744	94 541	96 203	54 877	19 214	6 899	12 315	13 346
2002./2003.	634	7 137	191 670	94 878	96 792	54 941	19 560	6 934	12 626	13 533
2003./2004.	641	7 174	190 784	94 113	96 671	53 438	20 099	7 058	13 041	13 843
2004./2005.	647	7 121	186 918	92 791	94 127	51 875	21 142	7 540	13 602	11 389
Gimnazije <i>Grammar schools</i>	159	1 836	50 063	18 675	31 388	12 772	4 661	1 296	3 365	2 803
Tehničke i srodne škole <i>Technical and related schools</i>	250	3 070	83 437	41 785	41 652	21 066	8 821	3 122	5 699	4 753
Industrijske i obrtničke škole <i>Industrial and crafts schools</i>	200	2 115	48 813	30 954	17 859	16 600	6 343	2 699	3 644	2 850
Umjetničke škole <i>Art schools</i>	38	100	4 605	1 377	3 228	1 437	1 317	423	894	983

1) Do 1995./1996. srednje umjetničke škole (glazbene i baletne) prikazivane su odvojeno u posebnoj tablici. Od 1996./1997. prikazuju se zajedno s ostalim srednjim školama.

1) Until 1995/96, secondary art schools (music and ballet) were presented in a separate table. Since 1996/97 they have been presented together with other secondary schools.

26-4. OSNOVNE ŠKOLE ZA DJECU I MLADEŽ S TEŠKOĆAMA U RAZVOJU (NSKO 1 i 2), RAZREDNI ODJELI I OBRAZOVNE GRUPE, UČENICI I UČITELJI, KRAJ ŠKOLSKE GODINE
BASIC SCHOOLS FOR CHILDREN AND YOUTH WITH DEVELOPMENTAL DIFFICULTIES (ISCED 1 & 2), CLASS UNITS AND EDUCATIONAL GROUPS, PUPILS AND TEACHERS, END OF SCHOOL YEAR

	Škole Schools	Razredni odjeli i obrazovne grupe Class units and educational groups	Učenci Pupils			Učitelji Teachers			
			ukupno Total	učenci Male	učenice Female	ukupno Total	muškarci Men	žene Women	s punim radnim vremenom Full-time teachers
2000./2001.	54	353	2 492	1 545	947	697	114	583	646
2001./2002.	55	377	2 546	1 548	998	688	113	575	632
2002./2003.	56	338	2 283	1 391	892	678	109	569	629
2003./2004.	56	332	2 243	1 365	878	720	123	597	663
2004./2005.	56	312	2 151	1 323	828	688	105	583	604

OBRAZOVANJE
EDUCATION

26-5. SREDNJE ŠKOLE ZA MLADEŽ S TEŠKOĆAMA U RAZVOJU (NSKO 3), RAZREDNI ODJELI I OBRAZOVNE GRUPE, UČENICI I NASTAVNICI, KRAJ ŠKOLSKE GODINE
SECONDARY SCHOOLS FOR DISABLED CHILDREN AND YOUTH (ISCED 3), CLASS UNITS AND EDUCATIONAL GROUPS, PUPILS AND TEACHERS, END OF THE SCHOOL YEAR

	Škole Schools	Razredni odjeli i obrazovne grupe Class units and educational groups	Učenci Pupils			Nastavnici Teachers			
			ukupno Total	učenici Male	učenice Female	ukupno Total	muškarci Men	žene Women	s punim radnim vremenom Full-time teachers
2000./2001.	23	163	1 550	907	643	302	111	191	196
2001./2002.	23	165	1 557	869	688	304	107	197	189
2002./2003.	24	183	1 706	983	723	324	119	205	224
2003./2004.	24	183	1 633	914	719	309	122	187	233
2004./2005.	32	193	1 759	1 012	747	374	140	234	158

26-6. OSNOVNO OBRAZOVANJE ODRASLIH (NSKO 1 i 2), RAZREDNI ODJELI I OBRAZOVNE GRUPE, POLAZNICI I NASTAVNICI, KRAJ ŠKOLSKE GODINE
BASIC ADULT EDUCATION (ISCED 1 & 2), CLASS UNITS AND EDUCATIONAL GROUPS, STUDENTS AND TEACHERS, END OF THE SCHOOL YEAR

	Škole i druge ovlaštene ustanove Schools and other licensed institutions	Razredni odjeli i obrazovne grupe Class units and educational groups	Polaznici Students			Nastavnici Teachers			
			ukupno Total	muškarci Men	žene Women	ukupno Total	muškarci Men	žene Women	s punim radnim vremenom Full-time teachers
2000./2001.	8	30	463	398	65	66	22	44	16
2001./2002.	8	29	430	343	87	55	15	40	24
2002./2003.	8	26	457	405	52	66	22	44	23
2003./2004.	8	45	479	349	130	75	22	53	25
2004./2005.	7	35	399	280	119	61	19	42	24

26-7. SREDNJE OBRAZOVANJE ODRASLIH (NSKO 3), RAZREDNI ODJELI I OBRAZOVNE GRUPE, POLAZNICI I NASTAVNICI, KRAJ ŠKOLSKE GODINE
SECONDARY ADULT EDUCATION (ISCED 3), CLASS UNITS AND EDUCATIONAL GROUPS, STUDENTS AND TEACHERS, END OF THE SCHOOL YEAR

	Škole i druge ovlaštene ustanove Schools and other licensed institutions	Razredni odjeli i obrazovne grupe Class units and educational groups	Polaznici Students			Nastavnici Teachers			
			ukupno Total	muškarci Men	žene Women	ukupno Total	muškarci Men	žene Women	s punim radnim vremenom Full-time teachers
2000./2001.	41	177	3 604	2 417	1 187	924	368	556	114
2001./2002.	43	183	3 560	2 281	1 279	967	391	576	165
2002./2003.	43	161	3 538	2 359	1 179	1 002	393	609	102
2003./2004.	61	344	6 004	3 770	2 234	1 275	584	691	97
2004./2005.	70	376	6 789	3 800	2 989	1 779	668	1 111	46

26-8. ŠKOLE ZA OSNOVNO POSEBNO OBRAZOVANJE – OSNOVNE GLAZBENE I BALETNE ŠKOLE (NSKO 2), UČENICI I NASTAVNICI, KRAJ ŠKOLSKE GODINE
SPECIAL BASIC SCHOOLS – MUSIC AND BALLET SCHOOLS (ISCED 2), PUPILS AND TEACHERS, END OF THE SCHOOL YEAR

	Škole Schools	Učenci Pupils			Nastavnici Teachers			
		ukupno Total	učenici Male	učenice Female	ukupno Total	muškarci Men	žene Women	s punim radnim vremenom Full-time teachers
2000./2001.	72	11 037	4 073	6 964	1 195	415	780	956
2001./2002.	86	11 721	4 429	7 292	1 272	439	833	1 042
2002./2003.	85	11 916	4 551	7 365	1 280	438	842	1 064
2003./2004.	86	12 407	4 752	7 655	1 289	433	856	1 061
2004./2005.	83	13 145	4 968	8 177	1 321	431	890	1 073

26-9. UČENICI KOJI SU ZAVRŠILI OSNOVNU I SREDNJU ŠKOLU
BASIC AND SECONDARY SCHOOL GRADUATES

	Završili školovanje Number of graduates					
	2000./2001.	2001./2002.	2002./2003.	2003./2004.	2004./2005.	
Redovite škole <i>Regular schools</i>						
Osnovne škole (VIII. razred; NSKO 2)	52 640	52 901	50 859	49 758	49 905	Basic schools (8th grade) (ISCED 2)
Srednje škole (NSKO 3)	47 754	46 635	46 578	48 048	47 138	Secondary schools (ISCED 3)
Gimnazije	11 605	11 965	12 258	12 505	12 042	Grammar schools
Strukovne škole ¹⁾	35 433	33 956	33 568	34 711	34 262	Vocational secondary schools ¹⁾
Strojarstvo	4 933	4 284	4 343	4 350	4 353	Machinery
Brodogradnja	79	51	59	55	65	Shipbuilding
Metalurgija	-	-	-	9	-	Metallurgy
Elektrotehnika	4 987	4 924	4 909	4 980	5 219	Electrical engineering
Geologija, rudarstvo i nafta	66	63	40	37	30	Geology, mining and petroleum
Trgovina	2 885	2 691	2 688	2 641	2 368	Trade
Ekonomija	4 946	5 966	6 057	6 323	5 962	Economics
Ugostiteljstvo i turizam	4 158	3 891	3 785	4 142	4 212	Hotels, catering and tourism
Poljoprivreda	870	793	736	881	944	Agriculture
Prehrana	940	876	908	880	852	Food processing
Veterina	319	286	300	315	320	Veterinary
Šumarstvo	216	178	205	247	204	Forestry
Obrada drva	707	610	584	633	565	Wood processing
Graditeljstvo i geodezija	1 235	1 267	1 090	1 190	1 095	Civil engineering and geodesy
Cestovni promet	751	844	795	783	824	Road transport
Unutrašnji transport	59	94	83	96	45	Internal transport
Pomorski i riječni promet	305	314	283	295	334	Sea water and river transport
PT promet	227	246	266	243	236	Post and telecommunications
Zračni promet	69	68	56	62	59	Air transport
Željeznički promet	212	171	163	163	105	Railway transport
Kemijska tehnologija	448	357	293	292	314	Chemical technology
Grafika	588	460	404	409	388	Graphics and printing
Tekstil	1 252	970	934	975	907	Textiles
Obrada kože	96	53	65	74	92	Leather processing
Zdravstvo	2 312	2 154	2 279	2 235	2 376	Health
Osobne usluge	1 835	1 738	1 660	1 711	1 619	Personal services
Ostale usluge	542	496	433	460	477	Other services
Optika i obrada stakla	36	44	63	30	60	Optics and glass processing
Unutrašnji poslovi i zaštita	340	67	-	-	54	Internal affairs and security
Područje međustrukovnih programa	20	-	87	200	183	Inter-vocational programmes
Umjetničke škole ²⁾	716	714	752	832	834	Art schools ²⁾
Glazbene	275	258	290	293	299	Music
Baletne	20	9	21	23	22	Ballet
Likovna umjetnost i dizajn	421	447	441	516	513	Fine arts and design
Škole za djecu i mladež s teškoćama u razvoju <i>Schools for children and youth with developmental difficulties</i>						
Osnovne škole (NSKO 2)	342	467	352	330	255	Basic schools (ISCED 2)
Srednje škole (NSKO 3)	449	422	514	500	560	Secondary schools (ISCED 3)
Škole za odrasle <i>Adult educational institutions</i>						
Osnovne škole ³⁾ (NSKO 2)	245	213	180	233	202	Basic schools ³⁾ (ISCED 2)
Srednje škole (NSKO 3)	1 926	2 071	1 971	2 272	2 574	Secondary schools (ISCED 3)
Škole za osnovno posebno obrazovanje <i>Special basic schools</i>						
Osnovne glazbene i baletne škole ²⁾ (NSKO 2)	1 421	1 535	1 376	1 353	1 340	Basic music and ballet schools ²⁾ (ISCED 2)

1) U strukovnim školama iskazani su učenici tehničkih i srodnih škola te industrijskih i obrtničkih škola.

2) Kod umjetničkih škola, osnovnih i srednjih glazbenih i baletnih, iskazani su i privatni učenici.

3) Iskazani su i odrasli polaznici koji su završili školovanje pri redovitoj osnovnoj školi.

1) Under vocational schools, crafts and industrial as well as technical and related school students are listed.

2) Under art schools, both secondary and elementary music and ballet private school students are listed.

3) Adult students who completed regular basic school are also included into the number of students who completed studies at adult educational institutions

26-10. OSNOVNE ŠKOLE (NSKO 1 I 2) S NASTAVOM NA JEZIKU I PISMU NACIONALNIH MANJINA, RAZREDNI ODJELI, UČENICI I UČITELJI, KRAJ ŠKOLSKE GODINE
BASIC SCHOOLS (ISCED 1 & 2) PROVIDING EDUCATION IN LANGUAGES AND SCRIPTS OF ETHNIC MINORITIES, CLASS UNITS, PUPILS AND TEACHERS, END OF THE SCHOOL YEAR

	2000./2001.	2001./2002.	2002./2003.	2003./2004.	2004./2005.	
Na češkom jeziku <i>In Czech</i>						
Škole ¹⁾	9	8	7	7	8	Schools ¹⁾
Razredni odjeli	26	25	24	23	22	Class units
Učenici	353	341	332	331	333	Pupils
Učitelji	42	42	38	39	49	Teachers
Na mađarskom jeziku <i>In Hungarian</i>						
Škole ¹⁾	9	4	9	10	10	Schools ¹⁾
Razredni odjeli	28	28	27	30	30	Class units
Učenici	309	291	279	291	283	Pupils
Učitelji	46	42	47	65	72	Teachers
Na talijanskom jeziku <i>In Italian</i>						
Škole ¹⁾	17	6	17	17	15	Schools ¹⁾
Razredni odjeli	123	122	122	114	99	Class units
Učenici	2 044	1 952	1 940	1 700	1 577	Pupils
Učitelji	228	229	223	230	208	Teachers
Na srpskom jeziku <i>In Serbian</i>						
Škole ¹⁾	35	22	36	36	36	Schools ¹⁾
Razredni odjeli	180	181	181	179	175	Class units
Učenici	3 261	3 021	2 960	2 819	2 660	Pupils
Učitelji	327	326	324	322	304	Teachers
Na slovačkom jeziku <i>In Slovakian</i>						
Škole ¹⁾	2	1	2	-	-	Schools ¹⁾
Razredni odjeli	2	2	2	-	-	Class units
Učenici	9	11	11	-	-	Pupils
Učitelji	2	2	2	-	-	Teachers
Na rusinskom jeziku <i>In Ruthenian</i>						
Škole ¹⁾	-	1	1	-	-	Schools ¹⁾
Razredni odjeli	-	7	8	-	-	Class units
Učenici	-	81	88	-	-	Pupils
Učitelji	-	5	5	-	-	Teachers
Na njemačkom jeziku <i>In German</i>						
Škole ¹⁾	-	-	-	1	3	Schools ¹⁾
Razredni odjeli	-	-	-	8	23	Class units
Učenici	-	-	-	82	233	Pupils
Učitelji	-	-	-	12	36	Teachers

1) Kao jedinica uzeta je škola u kojoj postoje razredni odjeli s nastavom na jeziku i pismu nacionalnih manjina.

1) A school with class units having lessons in languages and scripts of ethnic minorities has been taken as a unit.

26-11. SREDNJE ŠKOLE (NSKO 3) S NASTAVOM NA JEZIKU I PISMU NACIONALNIH MANJINA, RAZREDNI ODJELI, UČENICI I NASTAVNICI, KRAJ ŠKOLSKE GODINE
SECONDARY SCHOOLS (ISCED 3) PROVIDING EDUCATION IN LANGUAGES AND SCRIPTS OF ETHNIC MINORITIES, CLASS UNITS, STUDENTS AND TEACHERS, END OF THE SCHOOL YEAR

	2000./2001.	2001./2002.	2002./2003.	2003./2004.	2004./2005.	
Na češkom jeziku						
<i>In Czech</i>						
Škole ¹⁾	-	-	1	1	1	<i>Schools¹⁾</i>
Razredni odjeli	-	-	3	3	3	<i>Class units</i>
Učenci	-	-	50	45	42	<i>Students</i>
Nastavnici	-	-	4	5	5	<i>Teachers</i>
Na mađarskom jeziku						
<i>In Hungarian</i>						
Škole ¹⁾	4	1	1	1	1	<i>Schools¹⁾</i>
Razredni odjeli	7	8	10	11	11	<i>Class units</i>
Učenci	72	79	95	92	78	<i>Students</i>
Nastavnici	47	16	19	21	21	<i>Teachers</i>
Na talijanskom jeziku						
<i>In Italian</i>						
Škole ¹⁾	4	4	4	4	4	<i>Schools¹⁾</i>
Razredni odjeli	56	58	61	65	65	<i>Class units</i>
Učenci	840	857	928	950	888	<i>Students</i>
Nastavnici	128	135	135	145	126	<i>Teachers</i>
Na srpskom jeziku						
<i>In Serbian</i>						
Škole ¹⁾	9	8	7	7	7	<i>Schools¹⁾</i>
Razredni odjeli	70	72	70	69	67	<i>Class units</i>
Učenci	1 464	1 337	1 234	1 145	1 038	<i>Students</i>
Nastavnici	167	170	132	156	147	<i>Teachers</i>

1) Kao jedinica uzeta je škola u kojoj postoje razredni odjeli s nastavom na jeziku i pismu nacionalnih manjina.

1) A school with class units having lessons in languages and scripts of ethnic minorities has been taken as a unit.

26-12. UPISANI STUDENTI NA VISOKIM UČILIŠTIMA (NSKO 5)
STUDENTS ENROLLED IN THE INSTITUTIONS OF HIGHER EDUCATION (ISCED 5)

	Visoka učilišta <i>Institutions of higher education</i>	Upisani studenti <i>Students enrolled</i>							
		ukupno <i>Total</i>	studenti <i>Males</i>	studentice <i>Females</i>	I. godina <i>First-year</i>	od toga redoviti studenti <i>Full-time students</i>			
						ukupno <i>Total</i>	studenti <i>Males</i>	studentice <i>Females</i>	I. godina <i>First-year</i>
Ukupno <i>Total</i>									
2001./2002.	95	107 911	51 114	56 797	44 038	83 083	38 985	44 098	32 401
2002./2003.	100	116 434	54 234	62 200	47 225	86 582	39 941	46 641	34 282
2003./2004.	102	120 822	55 865	64 957	47 491	88 991	40 851	48 140	34 595
2004./2005.	103	128 670	59 429	69 241	50 050	92 052	42 173	49 879	35 852
2005./2006.	110	132 952	61 017	71 935	48 540	97 329	44 351	52 978	36 738
Veleučilišta <i>Polytechnics</i>									
2001./2002.	7	16 024	10 001	6 023	7 758	8 812	5 730	3 082	4 066
2002./2003.	7	17 470	10 738	6 732	8 937	8 550	5 407	3 143	4 082
2003./2004.	7	13 198	8 879	4 319	6 538	6 495	4 418	2 077	3 292
2004./2005.	6	12 474	8 450	4 024	6 093	5 940	4 071	1 869	3 176
2005./2006.	9	14 420	8 543	5 877	6 312	7 704	4 557	3 147	3 915
Visoke škole <i>Schools of professional higher education</i>									
2001./2002.	21	13 038	4 950	8 088	5 655	8 493	2 630	5 863	3 549
2002./2003.	24	13 981	5 285	8 696	5 798	9 449	2 924	6 525	3 967
2003./2004.	24	14 595	5 227	9 368	5 669	9 551	3 055	6 496	3 561
2004./2005.	24	13 334	4 407	8 927	4 722	8 874	2 599	6 275	3 307
2005./2006.	23	11 116	4 226	6 890	4 416	7 331	2 409	4 922	2 912
Fakulteti¹⁾ <i>Faculties¹⁾</i>									
2001./2002.	63	77 908	35 731	42 177	30 395	64 837	30 193	34 644	24 556
2002./2003.	65	83 969	37 770	46 199	32 233	67 569	31 169	36 400	25 976
2003./2004.	67	91 976	41 313	50 663	35 000	71 892	32 932	38 960	27 458
2004./2005.	67	101 688	46 072	55 616	38 892	76 064	35 003	41 061	29 026
2005./2006.	72	105 908	47 639	58 269	37 374	80 786	36 776	44 010	29 473
Umjetničke akademije <i>Academies of art</i>									
2001./2002.	4	941	432	509	230	941	432	509	230
2002./2003.	4	1 014	441	573	257	1 014	441	573	257
2003./2004.	4	1 053	446	607	284	1 053	446	607	284
2004./2005.	5	1 174	500	674	343	1 174	500	674	343
2005./2006.	6	1 508	609	899	438	1 508	609	899	438

1) Uključeni su podaci za sveučilišne odjele i integrirana sveučilišta.

1) *Included are data on university departments and integrated universities*

26-13. NASTAVNICI I SURADNICI U NASTAVI NA VISOKIM UČILIŠTIMA U AK. G. 2005./2006.
ACADEMIC STAFF AT INSTITUTIONS OF HIGHER EDUCATION, 2005/2006 ACADEMIC YEAR

	Nastavnici i suradnici u nastavi Academic staff									Nastavnici i suradnici u nastavi izraženi ekvivalentom pune zaposlenosti (FTE) ²⁾ Academic staff in Full time equivalent ²⁾			
	ukupno ¹⁾ Total ¹⁾	od ukupnoga Out of total		prema znanstvenom naslovu By postgraduate degrees									
		muškarci Men	žene Women	doktori znanosti Doctors of science			magistri znanosti i magistri Masters of science and masters			ukupno Total	muškarci Men	žene Women	
				ukupno Total	muškarci Men	žene Women	ukupno Total	muškarci Men	žene Women				
Visoka učilišta – ukupno	9 486	5 634	3 852	4 926	3 270	1 656	1 908	1 000	908	7 776	4 519	3 257	Institutions of higher education-total
Veleučilišta	546	375	171	211	168	43	128	93	35	260	162	98	Polytechnics
Veleučilište u Karlovcu	33	22	11	10	10	-	8	4	4	29	20	9	Polytechnic in Karlovac
Veleučilište u Kninu	74	59	15	38	29	9	13	11	2	13	11	2	Polytechnic in Knin
Veleučilište u Požezi	81	50	31	32	22	10	15	11	4	22	10	12	Polytechnic in Požega
Veleučilište u Rijeci	46	27	19	11	9	2	15	9	6	39	22	17	Polytechnic in Rijeka
Veleučilište u Velikoj Gorici	62	49	13	24	23	1	18	14	4	19	14	5	Polytechnic in Velika Gorica
Veleučilište u Vukovaru	49	34	15	22	17	5	8	5	3	4	3	1	Polytechnic in Vukovar
Tehničko veleučilište u Zagrebu	142	110	32	53	42	11	39	34	5	99	76	23	Technical Polytechnic in Zagreb
Zdravstveno veleučilište u Zagrebu	59	24	35	21	16	5	12	5	7	35	6	29	Health Service Polytechnic in Zagreb
Visoke škole	878	491	387	278	182	96	277	156	121	526	279	247	Schools of professional higher education
Visoka tehnička škola, Pula	55	41	14	25	22	3	8	5	3	25	18	7	Technical School of Professional Higher Education, Pula
Visoka elektrotehnička škola, Varaždin	53	50	3	10	10	-	24	23	1	30	29	1	School of Professional Higher Education of Electrical Engineering, Varaždin
Visoka škola za sigurnost, Zagreb	34	26	8	15	11	4	7	5	2	7	6	1	School of Professional Higher Education in Safety, Zagreb
Visoko gospodarsko učilište, Križevci	37	19	18	7	3	4	15	8	7	34	17	17	School of Professional Higher Education in Agriculture, Križevci
Učiteljska akademija, Zagreb	65	30	35	33	16	17	11	4	7	65	30	35	Teacher Education Academy, Zagreb
Visoka učiteljska škola, Čakovec	54	29	25	13	11	2	10	2	8	33	20	13	Teachers' School of Professional Higher Education, Čakovec
Visoka učiteljska škola, Gospić	18	8	10	1	1	-	7	2	5	13	6	7	Teachers' School of Professional Higher Education, Gospić
Visoka učiteljska škola, Osijek	26	3	23	9	-	9	9	2	7	22	3	19	Teachers' School of Professional Higher Education, Osijek
Visoka učiteljska škola, Petrinja	15	8	7	5	4	1	5	1	4	15	8	7	Teachers' School of Professional Higher Education, Petrinja
Visoka učiteljska škola, Pula	51	22	29	19	10	9	13	4	9	33	15	18	Teachers' School of Professional Higher Education, Pula
Visoka učiteljska škola, Rijeka	16	4	12	5	-	5	7	2	5	15	4	11	Teachers' School of Professional Higher Education, Rijeka
Visoka škola za turistički menadžment, Šibenik	36	16	20	7	4	3	12	8	4	20	8	12	School of Professional Higher Education in Tourism Management, Šibenik
Američka visoka škola za management i tehnologiju, Dubrovnik	37	20	17	10	6	4	19	9	10	23	12	11	American College of Management and Technology, Dubrovnik
Visoka škola "Agora", Zagreb	27	20	7	10	8	2	6	2	4	8	7	1	School of Professional Higher Education "Agora", Zagreb
Visoka poslovna škola, Višnjičan	13	6	7	4	4	-	2	-	2	6	3	3	Business School of Professional Higher Education, Višnjičan
Zagrebačka škola za menadžment, Zagreb	39	17	22	15	8	7	12	5	7	24	10	14	Zagreb School of Management, Zagreb

1) Podaci uključuju broj nastavnika i suradnika u nastavi koji predaju na visokim učilištima. Jedna osoba može predavati na nekoliko visokih učilišta te iskazani broj ne daje broj fizičkih osoba.

2) Podaci su dobiveni kao izračun nastavnika i suradnika u nastavi izražen jedinicom punoga radnog vremena i približno odgovaraju stvarnom broju fizičkih osoba.

1) Data include the number of academic staff who teach at institutions of higher education. Since it is possible that one person teach at several institutions of higher education, the given number does not present the actual number of physical persons.

2) Data have been obtained as a calculation of the number of academic staff expressed as a FTE unit and approximately correspond to the actual number of physical persons.

26-13. NASTAVNICI I SURADNICI U NASTAVI NA VISOKIM UČILIŠTIMA U AK. G. 2005./2006.
ACADEMIC STAFF AT INSTITUTIONS OF HIGHER EDUCATION, 2005/2006 ACADEMIC YEAR

(nastavak)
(continued)

	Nastavnici i suradnici u nastavi <i>Academic staff</i>									Nastavnici i suradnici u nastavi izraženi ekvivalentom pune zaposlenosti (FTE) ²⁾ <i>Academic staff in Full time equivalent²⁾</i>			
	od ukupnoga <i>Out of total</i>			prema znanstvenom naslovu <i>By postgraduate degrees</i>						ukupno <i>Total</i>	muškarci <i>Men</i>	žene <i>Women</i>	
	ukupno ¹⁾ <i>Total¹⁾</i>	muškarci <i>Men</i>	žene <i>Women</i>	doktori znanosti <i>Doctors of science</i>			magistri znanosti i magistri <i>Masters of science and masters</i>						
				ukupno <i>Total</i>	muškarci <i>Men</i>	žene <i>Women</i>	ukupno <i>Total</i>	muškarci <i>Men</i>	žene <i>Women</i>				
Visoka škola za poslovanje i upravljanje, Zaprješić	35	20	15	18	13	5	7	4	3	17	10	7	School of Professional Higher Education for Business and Management, Zaprješić
Zagrebačka škola ekonomije i menadžmenta, Zagreb	83	42	41	27	14	13	42	23	19	21	6	15	Zagreb School of Economics and Management, Zagreb
Visoka škola za ekonomiju poduzetništva, Zagreb	95	41	54	14	11	3	26	18	8	53	20	33	School of Professional Higher Education for Entrepreneurship and Economics, Zagreb
Visoka policijska škola, Zagreb	27	19	8	10	7	3	10	8	2	27	19	8	Police School of Professional Higher Education, Zagreb
Visoko evanđeosko teološko učilište, Osijek	34	32	2	12	12	-	16	14	2	20	18	2	Evangelical Theological Seminary, Osijek
Visoka poslovna škola, Zagreb	13	9	4	2	2	-	5	5	-	12	8	4	Business School of Professional Higher Education, Zagreb
Teološki fakultet, Zagreb –evanđelički	15	9	6	7	5	2	4	2	2	3	2	1	Faculty of Theology, Zagreb – Evangelic
Institut	13	12	1	6	6	-	6	5	1	9	9	-	Institute
Filozofsko-teološki institut Družbe Isusove, Zagreb	13	12	1	6	6	-	6	5	1	9	9	-	Institute of Philosophy and Theology of the Society of Jesus, Zagreb
Fakulteti	7 054	4 181	2 873	4 120	2 709	1 411	1 291	643	648	6 146	3 592	2 554	Faculties
Prirodoslovno-matematički fakultet, matematički odjel, Zagreb	112	89	23	72	59	13	19	14	5	86	68	18	Faculty of Science, Department of Mathematics, Zagreb
Prirodoslovno-matematički fakultet, prirodoslovni odjeli, Zagreb	328	174	154	185	106	79	48	19	29	327	173	154	Faculty of Science, Departments of Natural Sciences, Zagreb
Arhitektonski fakultet, Zagreb	186	125	61	58	41	17	33	18	15	136	98	38	Faculty of Architecture, Zagreb
Građevinski fakulteti, Osijek	51	29	22	30	21	9	10	5	5	46	24	22	Faculty of Civil Engineering, Osijek
Građevinski fakulteti, Rijeka	66	40	26	29	21	8	15	7	8	50	29	21	Faculty of Civil Engineering, Rijeka
Građevinski fakulteti, Zagreb	122	86	36	71	52	19	11	1	10	112	78	34	Faculty of Civil Engineering, Zagreb
Građevinsko-arhitektonski fakulteti, Split	67	37	30	29	19	10	17	7	10	64	36	28	Faculty of Civil Engineering and Architecture, Split
Geodetski fakultet, Zagreb	67	47	20	30	23	7	19	13	6	61	42	19	Faculty of Geodesy, Zagreb
Geotehnički fakultet, Varaždin	56	47	9	31	27	4	11	9	2	41	34	7	Faculty of Geotechnics, Varaždin
Grafički fakultet, Zagreb	56	29	27	28	17	11	15	6	9	54	27	27	Faculty of Graphic Arts, Zagreb
Strojarski fakultet, Slavonski Brod	53	41	12	31	27	4	10	5	5	51	39	12	Faculty of Mechanical Engineering, Slavonski Brod
Fakulteti strojarstva i brodogradnje, Zagreb	296	253	43	145	133	12	64	43	21	268	229	39	Faculty of Mechanical Engineering and Naval Architecture, Zagreb
Tehnički fakultet, Rijeka	103	85	18	48	40	8	25	20	5	99	81	18	Faculty of Engineering, Rijeka
Fakultet elektrotehnike, strojarstva i brodogradnje, Split	116	93	23	66	60	6	19	10	9	115	92	23	Faculty of Electrical Engineering, Mechanical Engineering and Naval Architecture, Split
Elektrotehnički fakultet, Osijek i studiji	53	45	8	20	19	1	14	10	4	52	44	8	Faculty of Electrical Engineering, Osijek, and departments
Fakultet elektrotehnike i računarstva, Zagreb	194	169	25	160	141	19	24	20	4	167	149	18	Faculty of Electrical Engineering and Computing, Zagreb
Fakultet prometnih znanosti, Zagreb	103	79	24	55	42	13	18	11	7	101	77	24	Faculty of Transport and Traffic Engineering, Zagreb
Pomorski fakultet, Rijeka	47	41	6	24	21	3	16	13	3	47	41	6	Faculty of Maritime Studies, Rijeka
Pomorski fakultet, Split i studij	88	71	17	31	28	3	34	26	8	63	50	13	Faculties of Maritime Studies, Split, and department
Rudarsko-geološko-naftni fakultet, Zagreb	94	64	30	62	45	17	7	3	4	92	62	30	Faculty of Mining, Geology and Petroleum Engineering, Zagreb
Metalurški fakultet, Sisak	31	18	13	19	13	6	6	4	2	28	16	12	Faculty of Metallurgy, Sisak

26-13. NASTAVNICI I SURADNICI U NASTAVI NA VISOKIM UČILIŠTIMA U AK. G. 2005./2006.
ACADEMIC STAFF AT INSTITUTIONS OF HIGHER EDUCATION, 2005/2006 ACADEMIC YEAR(nastavak)
(continued)

	Nastavnici i suradnici u nastavi <i>Academic staff</i>									Nastavnici i suradnici u nastavi izraženi ekvivalentom pune zaposlenosti (FTE) ²⁾ <i>Academic staff in Full time equivalent²⁾</i>			
	od ukupnoga <i>Out of total</i>			prema znanstvenom naslovu <i>By postgraduate degrees</i>						ukupno <i>Total</i>	muškarci <i>Men</i>	žene <i>Women</i>	
	ukupno ¹⁾ <i>Total¹⁾</i>	muškarci <i>Men</i>	žene <i>Women</i>	doktori znanosti <i>Doctors of science</i>			magistri znanosti i magistri <i>Masters of science and masters</i>						
				ukupno <i>Total</i>	muškarci <i>Men</i>	žene <i>Women</i>	ukupno <i>Total</i>	muškarci <i>Men</i>	žene <i>Women</i>				
Fakultet kemijskog inženjerstva i tehnologije, Zagreb	124	43	81	68	22	46	24	7	17	123	43	80	<i>Faculty of Chemical Engineering and Technology, Zagreb</i>
Kemijsko-tehnološki fakultet, Split	55	22	33	30	12	18	9	4	5	55	22	23	<i>Faculty of Chemical Engineering and Technology, Split</i>
Tekstilno-tehnološki fakultet Zagreb i studijska jedinica	113	43	70	40	22	18	28	7	21	106	39	67	<i>Faculty of Textile Technology, Zagreb and Department</i>
Medicinski fakultet, Osijek	88	57	31	71	49	22	3	2	1	44	23	21	<i>Faculty of Medicine, Osijek</i>
Medicinski fakultet, Rijeka	330	141	189	178	84	94	80	39	41	264	103	161	<i>Faculty of Medicine, Rijeka</i>
Medicinski fakultet, Split	212	127	85	88	58	30	58	34	24	101	58	43	<i>Faculty of Medicine, Split</i>
Medicinski fakultet, Zagreb	362	221	141	322	204	118	24	8	16	350	216	134	<i>Faculty of Medicine, Zagreb</i>
Stomatološki fakultet, Zagreb	146	83	63	115	67	48	22	14	8	123	69	54	<i>Faculty of Dental Medicine, Zagreb</i>
Farmaceutsko-biokemijski fakultet, Zagreb	99	29	70	59	19	40	15	5	10	93	26	67	<i>Faculty of Pharmacy and Biochemistry, Zagreb</i>
Veterinarski fakultet, Zagreb	167	98	69	105	69	36	24	9	15	167	98	69	<i>Faculty of Veterinary Medicine, Zagreb</i>
Prehrambeno-tehnološki fakultet, Osijek	62	24	38	28	16	12	10	2	8	62	24	38	<i>Faculty of Food Technology, Osijek</i>
Prehrambeno-biotehnološki fakultet, Zagreb	95	41	54	76	36	40	8	2	6	94	41	53	<i>Faculty of Food Technology and Biotechnology, Zagreb</i>
Poljoprivredni fakultet, Osijek i studiji	111	62	49	64	41	23	22	12	10	105	57	48	<i>Faculty of Agriculture, Osijek and departments</i>
Agronomski fakultet, Zagreb	213	128	85	146	105	41	29	13	16	192	112	80	<i>Faculty of Agriculture, Zagreb</i>
Šumarski fakultet, Zagreb	111	92	19	62	51	11	36	34	2	103	87	16	<i>Faculty of Forestry, Zagreb</i>
Ekonomski fakultet, Osijek i studiji	65	41	24	50	34	16	9	3	6	49	32	17	<i>Faculty of Economics, Osijek</i>
Ekonomski fakultet, Rijeka	69	39	30	40	22	18	14	4	10	60	33	27	<i>Faculty of Economics, Rijeka</i>
Ekonomski fakultet, Split	107	53	54	42	26	16	15	8	7	91	44	47	<i>Faculty of Economics, Split</i>
Ekonomski fakultet, Zagreb	179	88	91	106	61	45	29	8	21	179	88	91	<i>Faculty of Economics, Zagreb</i>
Fakultet ekonomije i turizma, Pula	32	16	16	22	11	11	6	2	4	31	15	16	<i>Faculty of Economics and Tourism, Pula</i>
Fakultet za turistički i hotelski menadžment, Opatija	57	24	33	38	20	18	11	-	11	53	21	32	<i>Faculty of Tourism and Hospitality Management, Opatija</i>
Fakultet organizacije i informatike, Varaždin	60	39	21	32	27	5	12	6	6	59	38	21	<i>Faculty of Organisation and Informatics, Varaždin</i>
Pravni fakultet, Osijek	47	29	18	22	17	5	12	4	8	47	29	18	<i>Faculty of Law, Osijek</i>
Pravni fakultet, Rijeka	43	18	25	25	14	11	12	2	10	42	17	25	<i>Faculty of Law, Rijeka</i>
Pravni fakultet, Split	44	25	19	25	18	7	13	5	8	44	25	19	<i>Faculty of Law, Split</i>
Pravni fakultet, Zagreb	120	70	50	71	51	20	29	9	20	119	69	50	<i>Faculty of Law, Zagreb</i>
Fakultet političkih znanosti, Zagreb	80	58	22	53	43	10	14	9	5	60	43	17	<i>Faculty of Political Science, Zagreb</i>
Filozofski fakultet, Osijek	93	34	59	43	22	21	12	4	8	87	33	54	<i>Faculty of Philosophy, Osijek</i>
Filozofski fakultet, Pula	55	23	32	20	7	13	14	7	7	55	23	32	<i>Faculty of Philosophy, Pula</i>
Filozofski fakultet, Rijeka	271	119	152	139	71	68	37	12	25	189	74	115	<i>Faculty of Philosophy, Rijeka</i>
Filozofski fakultet, Split	37	18	19	16	9	7	16	5	11	33	16	17	<i>Faculty of Philosophy, Split</i>
Filozofski fakultet, Zagreb	484	207	277	244	131	113	95	34	61	483	206	277	<i>Faculty of Philosophy, Zagreb</i>
Hrvatski studiji, Zagreb	231	146	85	171	120	51	37	17	20	91	59	32	<i>Croatian Studies, Zagreb</i>
Fakultet prirodoslovno-matematičkih znanosti i odgojnih područja, Split	91	52	39	59	39	20	20	11	9	85	49	36	<i>Faculty of Natural Sciences, Mathematics and Education, Split</i>
Edukacijsko-rehabilitacijski fakultet, Zagreb	71	20	51	61	16	45	6	2	4	50	13	37	<i>Special Education and Rehabilitation, Zagreb</i>
Kineziološki fakultet, Zagreb	55	37	18	39	26	13	8	6	2	55	37	18	<i>Faculty of Kinesiology, Zagreb</i>
Katolički bogoslovni fakultet Zagreb i studij	81	61	20	54	48	6	20	11	9	72	56	16	<i>Catholic Faculty of Theology, Zagreb, and department</i>
Katolički bogoslovni fakultet, Split	39	38	1	31	30	1	6	6	-	39	38	1	<i>Catholic Faculty of Theology, Split</i>
Filozofski fakultet Družbe Isusove, Zagreb	47	38	9	36	32	4	9	5	4	24	20	4	<i>Faculty of Philosophy of the Society of Jesus, Zagreb</i>
Teološki fakultet, Maruševac - adventistički	19	15	4	5	4	1	8	7	1	7	7	-	<i>Faculty of Theology, Maruševac - Adventist</i>

26-13. NASTAVNICI I SURADNICI U NASTAVI NA VISOKIM UČILIŠTIMA U AK. G. 2005./2006.
ACADEMIC STAFF AT INSTITUTIONS OF HIGHER EDUCATION, 2005/2006 ACADEMIC YEAR

(nastavak)
(continued)

	Nastavnici i suradnici u nastavi <i>Academic staff</i>									Nastavnici i suradnici u nastavi izraženi ekvivalentom pune zaposlenosti (FTE) ²⁾ <i>Academic staff in Full time equivalent²⁾</i>			
	od ukupnoga <i>Out of total</i>			prema znanstvenom naslovu <i>By postgraduate degrees</i>						ukupno <i>Total</i>	muškarci <i>Men</i>	žene <i>Women</i>	
	ukupno ¹⁾ <i>Total¹⁾</i>	muškarci <i>Men</i>	žene <i>Women</i>	doktori znanosti <i>Doctors of science</i>			magistri znanosti i magistri <i>Masters of science and masters</i>						
				ukupno <i>Total</i>	muškarci <i>Men</i>	žene <i>Women</i>	ukupno <i>Total</i>	muškarci <i>Men</i>	žene <i>Women</i>				
Sveučilišta - Odjeli	588	305	283	252	168	84	140	72	68	473	231	242	<i>University Departments</i>
Odjel za stručne studije sveučilišta u Splitu	56	24	32	6	6	-	10	6	4	55	24	31	<i>Department for Professional Courses of Study of the University of Split</i>
Sveučilišni odjeli Sveučilišta u Dubrovniku	159	103	56	66	50	16	53	34	19	97	55	42	<i>University Departments of the University of Dubrovnik</i>
Sveučilišni odjeli Sveučilišta u Zadru	229	108	121	93	60	33	47	21	26	229	108	121	<i>University Departments of the University of Zadar</i>
Odjel za matematiku Sveučilišta u Osijeku	24	11	13	9	5	4	9	3	6	22	11	11	<i>Mathematics Department of the University of Osijek</i>
Odjel za biologiju Sveučilišta u Osijeku	48	15	33	24	9	15	4	2	2	34	11	23	<i>Biology Department of the University of Osijek</i>
Odjel za studij mora i pomorstva Sveučilišta u Splitu	72	44	28	54	38	16	17	6	11	36	22	14	<i>Maritime Department, University of Split</i>
Umjetničke akademije	407	270	137	59	37	22	66	31	35	362	246	116	<i>Academies of art</i>
Muzička akademija, Zagreb	112	76	36	4	3	1	29	13	16	109	74	35	<i>Academy of Music, Zagreb</i>
Akademija likovnih umjetnosti, Zagreb	118	83	35	27	16	11	17	8	9	87	65	22	<i>Academy of Fine Arts, Zagreb</i>
Umjetnička akademija, Osijek	14	9	5	-	-	-	4	3	1	14	9	5	<i>Arts Academy, Osijek</i>
Umjetnička akademija, Split	46	27	19	8	5	3	9	3	6	46	27	19	<i>Arts Academy, Split</i>
Akademija dramske umjetnosti, Zagreb	79	54	25	14	11	3	7	4	3	76	53	23	<i>Academy of Dramatic Arts, Zagreb</i>
Akademija primijenjene umjetnosti, Rijeka	38	21	17	6	2	4	-	-	-	30	18	12	<i>Academy of Applied Arts, Rijeka</i>

26-14. UPISANI STUDENTI NA VISOKIM UČILIŠTIMA (NSKO 5) U AK. G. 2005./2006.
STUDENTS ENROLLED AT INSTITUTIONS OF HIGHER EDUCATION (ISCED 5), 2005/2006 ACADEMIC YEAR

	Upisani studenti Enrolled students								
	ukupno Total	studenti Male	studentice Female	redoviti Full-time	od toga l. godina First-year students				
					ukupno Total	studenti Male	studentice Female	redoviti Full-time	
Visoka učilišta	132 952	61 017	71 935	97 329	48 540	23 433	25 107	36 738	<i>Institutions of higher education</i>
Veleučilišta	14 420	8 543	5 877	7 704	6 312	3 822	2 490	3 915	<i>Polytechnics</i>
Veleučilište u Karlovcu	1 370	860	510	922	756	505	251	521	<i>Polytechnic in Karlovac</i>
Od toga na specijalističkome diplomskome stručnom studiju	89	65	24	-	89	65	24	-	<i>Out of that on specialist graduate professional study</i>
Veleučilište u Požezi	1 326	490	836	609	681	257	424	330	<i>Polytechnic in Požega</i>
Veleučilište u Rijeci	1 772	1 144	628	703	930	657	273	399	<i>Polytechnic in Rijeka</i>
Veleučilište u Velikoj Gorici	445	413	32	211	256	236	20	129	<i>Polytechnic in Velika Gorica</i>
Društveno veleučilište u Zagrebu	2 133	750	1 383	749	1 018	359	659	460	<i>Social Polytechnic in Zagreb</i>
Tehničko veleučilište u Zagrebu	4 858	4 295	563	2 828	1 699	1 549	150	1 348	<i>Technical Polytechnic in Zagreb</i>
Od toga na specijalističkome diplomskome stručnom studiju	299	267	32	5	299	267	32	5	<i>Out of that on specialist graduate professional study</i>
Zdravstveno veleučilište u Zagrebu	2 160	428	1 732	1 363	616	96	520	409	<i>Health Service Polytechnic in Zagreb</i>
Od toga na specijalističkome diplomskome stručnom studiju	89	4	85	18	89	4	85	18	<i>Out of that on specialist graduate professional study</i>
Veleučilište Marko Marulić u Kninu	134	67	67	97	134	67	67	97	<i>Marko Marulić Polytechnic in Knin</i>
Veleučilište Lavoslav Ružička u Vukovaru	222	96	126	222	222	96	126	222	<i>Lavoslav Ružička Polytechnic in Vukovar</i>
Visoke škole	11 116	4 226	6 890	7 331	4 416	1 739	2 677	2 912	<i>Schools of professional higher education</i>
Visoka tehnička škola, Pula	176	160	16	99	54	49	5	43	<i>Technical School of Professional Higher Education, Pula</i>
Visoka elektrotehnička škola, Varaždin	443	417	26	333	267	244	23	184	<i>School of Professional Higher Education in Electrical Engineering, Varaždin</i>
Visoka škola za sigurnost, Zagreb	678	542	136	-	182	154	28	-	<i>School of Professional Higher Education in Safety, Zagreb</i>
Od toga na specijalističkome diplomskome stručnom studiju	27	22	5	-	-	-	-	-	<i>Out of that on specialist graduate professional study</i>
Visoko gospodarsko učilište, Križevci	391	225	166	204	141	90	51	82	<i>School of Professional Higher Education in Agriculture, Križevci</i>
Učiteljska akademija, Zagreb	1 431	92	1 339	1 102	499	46	453	383	<i>Teacher Education Academy, Zagreb</i>
Visoka učiteljska škola, Čakovec	655	57	598	450	300	24	276	219	<i>Teachers' School of Professional Higher Education, Čakovec</i>
Visoka učiteljska škola, Gospić	141	21	120	141	42	3	39	42	<i>Teachers' School of Professional Higher Education, Gospić</i>
Visoka učiteljska škola (Učiteljski fakultet), Osijek, odjel i studij	673	29	644	649	189	12	177	189	<i>Teachers' School of Professional Higher Education (Teacher Training College), Osijek, and departments</i>
Visoka učiteljska škola, Petrinja	868	89	779	596	361	42	319	220	<i>Teachers' School of Professional Higher Education, Petrinja</i>
Visoka učiteljska škola, Pula	349	27	322	349	154	17	137	154	<i>Teachers' School of Professional Higher Education, Pula</i>
Visoka učiteljska škola, Rijeka	126	3	123	86	126	3	123	86	<i>Teachers' School of Professional Higher Education, Rijeka</i>
Visoka škola za turistički menadžment, Šibenik	925	362	563	550	415	195	220	233	<i>School of Professional Higher Education in Tourism Management, Šibenik</i>
Američka visoka škola za management i tehnologiju, Dubrovnik	528	251	277	528	129	59	70	129	<i>American College of Management and Technology, Dubrovnik</i>
Visoka poslovna škola, Višnjičan	37	19	18	15	13	8	5	6	<i>Business School of Professional Higher Education, Višnjičan</i>
Zagrebačka škola za menadžment, Zagreb	457	180	277	303	148	57	91	119	<i>Zagreb School of Management, Zagreb</i>
Visoka škola za poslovanje i upravljanje, Zaprešić	910	350	560	371	437	191	246	205	<i>School of Professional Higher Education for Business and Management, Zaprešić</i>
Od toga na specijalističkome diplomskome stručnom studiju	48	18	30	11	48	18	30	11	<i>Out of that on specialist graduate professional study</i>
Zagrebačka škola ekonomije i menadžmenta, Zagreb	694	365	329	654	252	129	123	238	<i>Zagreb School of Economics and Management, Zagreb</i>

26-14. UPISANI STUDENTI NA VISOKIM UČILIŠTIMA (NSKO 5) U AK. G. 2005./2006.
STUDENTS ENROLLED AT INSTITUTIONS OF HIGHER EDUCATION (ISCED 5), 2005/2006 ACADEMIC YEAR

(nastavak)
(continued)

	Upisani studenti Enrolled students								
	ukupno Total	studenti Male	studentice Female	redoviti Full-time	od toga l. godina First-year students				
					ukupno Total	studenti Male	studentice Female	redoviti Full-time	
Visoka škola za ekonomiju poduzetništva, Zagreb	715	389	326	671	315	158	157	271	School of Professional Higher Education for Entrepreneurship and Economics, Zagreb
Visoka škola tržišnih komunikacija "Agora", Zagreb	34	21	13	34	22	13	9	22	School of Professional Higher Education "Agora", Zagreb
Visoka poslovna škola Libertas, Zagreb	150	70	80	83	150	70	80	83	Business School of Professional Higher Education Libertas, Zagreb
Od toga na specijalističkome diplomskome stručnom studiju	43	14	29	9	43	14	29	9	Out of that on specialist graduate professional study
Visoka poslovna škola za turistički i hotelski management Utilus, Zagreb	30	19	11	-	30	19	11	-	Business School of Professional Higher Education for Tourism and Hospitality Management Utilus, Zagreb
Visoka policijska škola, Zagreb	660	514	146	113	152	137	15	4	Police School of Professional Higher Education, Zagreb
Visoko evanđeosko teološko učilište, Osijek	45	24	21	-	38	19	19	-	Evangelical Theological Seminary, Osijek
Fakulteti	105 908	47 639	58 269	80 786	37 374	17 694	19 680	29 473	Faculties
Stručni studij	19 540	9 025	10 515	9 630	7 576	3 552	4 024	4 207	Professional study
Građevinski fakultet, Osijek	296	246	50	155	149	128	21	92	Faculty of Civil Engineering, Osijek
Građevinski fakultet, Rijeka	201	154	47	121	97	72	25	49	Faculty of Civil Engineering, Rijeka
Od toga na specijalističkome diplomskome stručnom studiju	24	17	7	-	24	17	7	-	Out of that on specialist graduate professional study
Građevinsko-arhitektonski fakultet, Split	333	282	51	333	153	133	20	153	Faculty of Civil Engineering and Architecture, Split
Strojarski fakultet, Slavonski Brod	152	136	16	89	80	72	8	50	Faculty of Mechanical Engineering, Slavonski Brod
Tehnički fakultet, Rijeka	395	378	17	298	213	201	12	162	Faculty of Engineering, Rijeka
Fakultet elektrotehnike, strojarstva i brodogradnje, Split	606	576	30	606	274	263	11	274	Faculty of Electrical Engineering, Mechanical Engineering and Naval Architecture, Split
Elektrotehnički fakultet, Osijek i studiji	483	467	16	483	208	197	11	208	Faculty of Electrical Engineering, Osijek and departments
Kemijsko-tehnološki fakultet, Split	142	42	100	142	73	27	46	73	Faculty of Chemical Engineering and Technology, Split
Tekstilno-tehnološki fakultet, Zagreb i studijska jedinica	451	68	383	451	97	22	75	97	Faculty of Textile Technology, Zagreb and department
Pomorski fakultet, Rijeka	346	315	31	237	-	-	-	-	Faculty of Maritime Studies, Rijeka
Pomorski fakultet, Split i studij	482	423	59	257	-	-	-	-	Faculty of Maritime Studies, Split, and department
Medicinski fakultet, Osijek	202	30	172	160	95	24	71	95	Faculty of Medicine, Osijek
Medicinski fakultet, Rijeka	437	109	328	313	187	53	134	152	Faculty of Medicine, Rijeka
Medicinski fakultet, Split	252	49	203	249	79	11	68	78	Faculty of Medicine, Split
Poljoprivredni fakultet, Osijek – studiji	423	272	151	316	262	167	95	213	Faculty of Agriculture, Osijek – departments
Šumarski fakultet, Zagreb	55	47	8	-	55	47	8	-	Faculty of Forestry, Zagreb
Ekonomski fakultet, Osijek i studiji	2 193	734	1 459	568	818	305	513	261	Faculty of Economics, Osijek, and departments
Ekonomski fakultet, Rijeka i studij	184	57	127	40	-	-	-	-	Faculty of Economics, Rijeka, and department
Ekonomski fakultet, Split	2 064	648	1 416	1 135	622	196	426	472	Faculty of Economics, Split
Ekonomski fakultet, Zagreb i centri	1 503	542	961	481	887	343	544	307	Faculty of Economics, Zagreb and departments
Fakultet ekonomije i turizma, Pula i centri	267	74	193	73	58	17	41	31	Faculty of Economics and Tourism, Pula, and departments
Fakultet za turistički i hotelski menadžment, Opatija i centar	765	418	347	269	431	246	185	153	Faculty of Tourism and Hospitality Management, Opatija and department
Fakultet organizacije i informatike, Varaždin i centri	428	332	96	80	252	195	57	46	Faculty of Organisation and Informatics, Varaždin, and departments
Pravni fakultet, Osijek i studij	659	194	465	400	403	122	281	228	Faculty of Law, Osijek, and department

26-14. UPISANI STUDENTI NA VISOKIM UČILIŠTIMA (NSKO 5) U AK. G. 2005./2006.

STUDENTS ENROLLED AT INSTITUTIONS OF HIGHER EDUCATION (ISCED 5), 2005/2006 ACADEMIC YEAR

(nastavak)
(continued)

	Upisani studenti Enrolled students								
	ukupno Total	studenti Male	studentice Female	redoviti Full-time	od toga l. godina First-year students				
					ukupno Total	studenti Male	studentice Female	redoviti Full-time	
Pravni fakultet, Rijeka	97	39	58	44	97	39	58	44	Faculty of Law, Rijeka
Pravni fakultet, Split	803	256	547	236	564	184	380	196	Faculty of Law, Split
Filozofski fakultet, Split	182	4	178	133	85	2	83	85	Faculty of Philosophy, Split
Stručni odjeli Sveučilišta u Dubrovniku	534	206	328	203	-	-	-	-	Professional Departments of the University of Dubrovnik
Odjel za stručne studije Sveučilišta u Splitu	3 891	1 822	2 069	1 148	960	429	531	384	Department for Professional Courses of Study of the University of Split
Stručni odjel Sveučilišta u Zadru	540	29	511	448	266	11	255	204	Professional Course of Study of the University of Zadar
Katolički bogoslovni fakultet, Zagreb – Institut za teološku kulturu laika	85	23	62	73	47	11	36	36	Catholic Theological Faculty, Zagreb – Institute for Theological Culture of Laymen
Filozofsko-teološki institut Družbe Isusove, Zagreb	17	14	3	17	4	4	-	4	Institute of Philosophy and Theology of the Society of Jesus, Zagreb
Teološki fakultet, Zagreb – evangelički	72	39	33	72	60	31	29	60	Faculty of Theology, Zagreb – Evangelic
Sveučilišni studij	86 368	38 614	47 754	71 156	29 798	14 142	15 656	25 266	University study
Prirodoslovno-matematički fakultet, matematički odjel, Zagreb	1 395	550	845	1 395	513	225	288	513	Faculty of Science, Department of Mathematics, Zagreb
Prirodoslovno-matematički fakultet, prirodoslovni odjeli, Zagreb	2 283	909	1 374	2 283	757	347	410	757	Faculty of Science, Departments of Natural Sciences, Zagreb
Odjel za biologiju Sveučilišta u Osijeku	163	30	133	163	62	9	53	62	Biology Department of the University of Osijek
Odjel za fiziku Sveučilišta u Osijeku	113	78	35	113	42	32	10	42	Physics Department of the University of Osijek
Odjel za matematiku Sveučilišta u Osijeku	341	95	246	341	118	41	77	118	Mathematics Department of the University of Osijek
Arhitektonski fakultet, Zagreb	1 026	428	598	1 026	275	115	160	275	Faculty of Architecture, Zagreb
Građevinski fakultet, Osijek	452	324	128	452	194	148	46	194	Faculty of Civil Engineering, Osijek
Građevinski fakultet, Rijeka	476	299	177	476	127	85	42	127	Faculty of Civil Engineering, Rijeka
Građevinski fakultet, Zagreb	1 441	1 059	382	1 441	444	336	108	444	Faculty of Civil Engineering, Zagreb
Građevinsko-arhitektonski fakultet, Split	502	269	233	502	221	112	109	221	Faculty of Civil Engineering and Architecture, Split
Geodetski fakultet, Zagreb	667	453	214	619	225	157	68	225	Faculty of Geodesy, Zagreb
Geotehnički fakultet, Varaždin	275	194	81	275	132	93	39	132	Faculty of Geotechnics, Varaždin
Grafički fakultet, Zagreb	705	312	393	645	257	123	134	216	Faculty of Graphics Arts, Zagreb
Strojarski fakultet, Slavonski Brod	333	291	42	294	119	103	16	119	Faculty of Mechanical Engineering, Slavonski Brod
Fakultet strojarstva i brodogradnje, Zagreb	1 638	1 473	165	1 638	762	685	77	762	Faculty of Mechanical Engineering and Naval Architecture, Zagreb
Tehnički fakultet, Rijeka	746	679	67	746	289	253	36	289	Faculty of Engineering, Rijeka
Fakultet elektrotehnike, strojarstva i brodogradnje, Split	1 229	1 021	208	1 229	498	425	73	498	Faculty of Electrical Engineering, Mechanical Engineering and Naval Architecture, Split
Elektrotehnički fakultet, Osijek	741	676	65	741	283	259	24	283	Faculty of Electrical Engineering, Osijek
Fakultet elektrotehnike i računarstva, Zagreb	3 971	3 390	581	3 971	1 087	949	138	1 087	Faculty of Electrical Engineering and Computing, Zagreb
Fakultet prometnih znanosti, Zagreb	3 466	2 847	619	2 199	811	685	126	630	Faculty of Transport and Traffic Engineering, Zagreb
Rudarsko-geološko-naftni fakultet, Zagreb	558	407	151	558	294	207	87	294	Faculty of Mining, Geology and Petroleum Engineering, Zagreb
Metalurški fakultet, Sisak	86	45	41	86	65	37	28	65	Faculty of Metallurgy, Sisak
Fakultet kemijskog inženjerstva i tehnologije, Zagreb	577	152	425	577	260	71	189	260	Faculty of Chemical Engineering and Technology, Zagreb
Kemijsko-tehnološki fakultet, Split	347	88	259	347	197	55	142	197	Faculty of Chemical Engineering and Technology, Split
Tekstilno-tehnološki fakultet, Zagreb	789	144	645	789	529	125	404	529	Faculty of Textile Technology, Zagreb
Pomorski fakultet, Rijeka	624	419	205	462	473	356	117	318	Faculty of Maritime Studies, Rijeka

26-14. UPISANI STUDENTI NA VISOKIM UČILIŠTIMA (NSKO 5) U AK. G. 2005./2006.
STUDENTS ENROLLED AT INSTITUTIONS OF HIGHER EDUCATION (ISCED 5), 2005/2006 ACADEMIC YEAR

(nastavak)
(continued)

	Upisani studenti Enrolled students								
	ukupno Total	studenti Male	studentice Female	redoviti Full-time	od toga l. godina First-year students				
					ukupno Total	studenti Male	studentice Female	redoviti Full-time	
Pomorski fakultet, Split i studij	581	486	95	379	526	447	79	324	Faculty of Maritime Studies, Split and department
Odjel za studij mora i pomorstva, Split	137	44	93	137	40	13	27	40	Maritime Department, Split
Medicinski fakultet, Osijek	411	150	261	411	109	42	67	109	Faculty of Medicine, Osijek
Medicinski fakultet, Rijeka	1 036	364	672	1 036	268	79	189	268	Faculty of Medicine, Rijeka
Medicinski fakultet, Split	358	118	240	358	83	24	59	83	Faculty of Medicine, Split
Medicinski fakultet, Zagreb	1 609	585	1 024	1 609	343	134	209	343	Faculty of Medicine, Zagreb
Stomatološki fakultet, Zagreb	565	194	371	565	148	54	94	148	Faculty of Dental Medicine, Zagreb
Farmaceutsko-biokemijski fakultet, Zagreb	728	132	596	728	226	41	185	226	Faculty of Pharmacy and Biochemistry, Zagreb
Veterinarski fakultet, Zagreb	571	278	293	571	196	99	97	196	Faculty of Veterinary Medicine, Zagreb
Prehrambeno-tehnološki fakultet, Osijek	385	103	282	385	167	59	108	167	Faculty of Food Technology, Osijek
Prehrambeno-biotehnološki fakultet, Zagreb	949	190	759	949	191	49	142	191	Faculty of Food Technology and Biotechnology, Zagreb
Poljoprivredni fakultet, Osijek	1 012	596	416	878	380	223	157	330	Faculty of Agriculture, Osijek
Studij Mediteranska poljoprivreda Sveučilišta u Splitu	28	24	4	28	28	24	4	28	Study of Mediterranean Agriculture of the University of Split
Agronomski fakultet, Zagreb	1 677	725	952	1 677	437	178	259	437	Faculty of Agriculture, Zagreb
Šumarski fakultet, Zagreb	808	624	184	808	385	293	92	385	Faculty of Forestry, Zagreb
Ekonomski fakultet, Osijek	3 408	1 375	2 033	1 819	924	418	506	560	Faculty of Economics, Osijek
Ekonomski fakultet, Rijeka i studiji	2 745	849	1 896	1 791	1 121	339	782	612	Faculty of Economics, Rijeka, and departments
Ekonomski fakultet, Split	2 502	935	1 567	1 777	709	311	398	703	Faculty of Economics, Split
Ekonomski fakultet, Zagreb i studij	6 794	2 344	4 450	4 736	2 023	784	1 239	1 605	Faculty of Economics, Zagreb and department
Fakultet ekonomije i turizma, Pula	1 091	395	696	803	555	221	334	401	Faculty of Economics and Tourism, Pula
Fakultet za turistički i hotelski menadžment, Opatija, i centar	2 647	832	1 815	1 344	789	264	525	431	Faculty of Tourism and Hospitality Management, Opatija and department
Fakultet organizacije i informatike, Varaždin	798	627	171	680	346	273	73	307	Faculty of Organisation and Informatics, Varaždin
Pravni fakultet, Osijek	1 660	637	1 023	1 050	578	227	351	392	Faculty of Law, Osijek
Pravni fakultet, Rijeka	1 415	422	993	860	476	153	323	327	Faculty of Law, Rijeka
Pravni fakultet, Split	2 354	952	1 402	971	750	285	465	395	Faculty of Law, Split
Pravni fakultet, Zagreb	5 565	1 512	4 053	2 834	2 032	526	1 506	1 085	Faculty of Law, Zagreb
Fakultet političkih znanosti, Zagreb	1 537	530	1 007	1 359	508	191	317	401	Faculty of Political Science, Zagreb
Filozofski fakultet, Osijek i studij	1 094	218	876	1 094	461	107	354	461	Faculty of Philosophy, Osijek and department
Filozofski fakultet, Pula	345	86	259	345	119	36	83	119	Faculty of Philosophy, Pula
Filozofski fakultet, Rijeka	1 287	308	979	1 268	443	115	328	443	Faculty of Philosophy, Rijeka
Filozofski fakultet, Split	944	81	863	944	341	45	296	341	Faculty of Philosophy, Split
Filozofski fakultet, Zagreb	4 814	1 218	3 596	4 814	1 525	429	1 096	1 525	Faculty of Philosophy, Zagreb
Hrvatski studiji, Zagreb	1 218	355	863	1 218	319	96	223	319	Croatian Studies, Zagreb
Fakultet prirodoslovno-matematičkih znanosti i odgojnih područja, Split	862	415	447	862	337	174	163	337	Faculty of the Natural Sciences, Mathematics and Education, Split
Sveučilišni odjeli Sveučilišta u Dubrovniku	1 565	789	776	1 190	778	415	363	660	University Departments of the University of Dubrovnik
Sveučilišni odjeli Sveučilišta u Zadru	2 436	670	1 766	2 148	1 043	386	657	894	University Departments of the University of Zadar
Edukacijsko-rehabilitacijski fakultet, Zagreb	588	46	542	492	180	19	161	146	Faculty of Special Education and Rehabilitation, Zagreb
Kineziološki fakultet, Zagreb	1 477	1 060	417	1 477	487	342	145	487	Faculty of Kinesiology, Zagreb
Katolički bogoslovni fakultet, Đakovo	181	97	84	181	46	27	19	46	Catholic Theological Faculty, Đakovo

26-14. UPISANI STUDENTI NA VISOKIM UČILIŠTIMA (NSKO 5) U AK. G. 2005./2006.

STUDENTS ENROLLED AT INSTITUTIONS OF HIGHER EDUCATION (ISCED 5), 2005/2006 ACADEMIC YEAR

(nastavak)
(continued)

	Upisani studenti Enrolled students								
	ukupno Total	studenti Male	studentice Female	redoviti Full-time	od toga I. godina First-year students				
					ukupno Total	studenti Male	studentice Female	redoviti Full-time	
Katolički bogoslovni fakultet, Zagreb i studiji	522	335	187	522	124	78	46	124	Catholic Theological Faculty, Zagreb and department
Katolički bogoslovni fakultet, Split	192	102	90	192	58	27	31	58	Catholic Theological Faculty, Split
Instituti Katoličkog bogoslovnog fakulteta, Zagreb	227	45	182	227	69	12	57	69	Institutes of Catholic Theological Faculty, Zagreb
Filozofski fakultet Družbe Isusove, Zagreb	265	101	164	235	82	37	45	72	Faculty of Philosophy of the Society of Jesus, Zagreb
Filozofsko-teološki institut Družbe Isusove, Zagreb	29	27	2	29	14	13	1	14	Institute of Philosophy and Theology of the Society of Jesus, Zagreb
Teološki fakultet, Maruševac – adventistički	7	6	1	7	-	-	-	-	Faculty of Theology, Maruševac-Adventist
Umjetničke akademije	1 508	609	899	1 508	438	178	260	438	Academies of arts
Muzička akademija, Zagreb	414	193	221	414	106	48	58	106	Academy of Music, Zagreb
Akademija likovnih umjetnosti, Zagreb	296	113	183	296	75	31	44	75	Academy of Fine Arts, Zagreb
Umjetnička akademija, Osijek	132	49	83	132	54	20	34	54	Academy of Arts, Osijek
Umjetnička akademija, Split	299	111	188	299	85	36	49	85	Arts Academy, Split
Akademija dramske umjetnosti, Zagreb	181	99	82	181	45	25	20	45	Academy of Dramatic Arts, Zagreb
Akademija primijenjene umjetnosti, Rijeka	186	44	142	186	73	18	55	73	Academy of Applied Arts, Rijeka

26-15. STUDENTI DODIPLOMSKOG STUDIJA KOJI SU DIPLOMIRALI NA VISOKIM UČILIŠTIMA (NSKO 5)
UNDERGRADUATES WHO GRADUATED FROM INSTITUTIONS OF HIGHER EDUCATION (ISCED 5)

	Ukupno <i>Undergraduates – total</i>						Redoviti <i>Full-time undergraduates</i>						
	2002.	2003.	2004.	2005.			2002.	2003.	2004.	2005.			
				ukupno <i>Total</i>	muškarci <i>Men</i>	žene <i>Women</i>				ukupno <i>Total</i>	muškarci <i>Men</i>	žene <i>Women</i>	
Visoka učilišta	14 868	15 762	17 391	18 190	7 345	10 845	11 367	11 388	11 782	11 802	4 691	7 111	<i>Institutions of higher education</i>
Veleučilišta	1 238	1 641	1 542	1 528	1 036	492	675	857	742	750	500	250	<i>Polytechnics</i>
Veleučilište u Dubrovniku	237	230	259	-	-	-	171	142	130	-	-	-	<i>Polytechnics in Dubrovnik</i>
Veleučilište u Karlovcu	22	80	118	85	50	35	22	58	67	50	24	26	<i>Polytechnics in Karlovac</i>
Veleučilište u Požezi	57	126	180	233	83	150	32	71	96	152	52	100	<i>Polytechnics in Požega</i>
Veleučilište u Rijeci	79	78	77	91	30	61	25	16	9	30	11	19	<i>Polytechnics in Rijeka</i>
Veleučilište u Splitu	303	223	-	-	-	-	148	106	-	-	-	-	<i>Polytechnics in Split</i>
Društveno veleučilište u Zagrebu	81	236	169	180	75	105	10	79	71	51	11	40	<i>Social Polytechnics in Zagreb</i>
Tehničko veleučilište u Zagrebu	459	668	739	939	798	141	267	385	369	467	402	65	<i>Technical Polytechnics in Zagreb</i>
Visoke škole	2 154	3 062	3 212	3 348	908	2 440	1 317	1 686	1 895	1 994	415	1 579	<i>Schools of professional higher education</i>
Visoka tehnička škola, Pula	-	-	17	23	22	1	-	-	2	9	8	1	<i>Technical School of Professional Higher Education, Pula</i>
Visoka škola za sigurnost, Zagreb ¹⁾	148	128	175	135	121	14	18	17	-	1	1	-	<i>School of Professional Higher Education in Safety, Zagreb¹⁾</i>
Visoka pomorska škola, Split	136	127	-	-	-	-	72	61	-	-	-	-	<i>Maritime School of Professional Higher Education, Split</i>
Visoka zdravstvena škola, Zagreb	175	679	605	669	133	536	159	327	391	412	95	317	<i>School of Professional Higher Education in Health Services, Zagreb</i>
Visoko gospodarsko učilište, Križevci	73	63	65	52	17	35	52	50	38	36	11	25	<i>School of Professional Higher Education in Agriculture, Križevci</i>
Visoka elektrotehnička škola, Varaždin	-	-	-	2	2	-	-	-	-	2	2	-	<i>School of Professional Higher Education in Electrical Engineering, Varaždin</i>
Učiteljska akademija, Zagreb	449	544	520	526	12	514	250	294	315	335	7	328	<i>Teacher Education Academy, Zagreb</i>
Visoka učiteljska škola, Čakovec	168	148	147	121	9	112	93	78	84	81	5	76	<i>Teachers' School of Professional Higher Education, Čakovec</i>
Visoka učiteljska škola, Gospić	23	24	24	23	5	18	18	15	23	22	5	17	<i>Teachers' School of Professional Higher Education, Gospić</i>
Visoka učiteljska škola, Osijek	23	81	115	122	10	112	23	81	88	104	7	97	<i>Teachers' School of Professional Higher Education, Osijek</i>
Visoka učiteljska škola, Petrinja	136	171	249	277	21	256	90	119	139	146	6	140	<i>Teachers' School of Professional Higher Education, Petrinja</i>
Visoka učiteljska škola, Pula	-	51	94	97	7	90	-	45	70	70	2	68	<i>Teachers' School of Professional Higher Education, Pula</i>
Visoka učiteljska škola, Rijeka	62	72	75	63	2	61	31	43	43	33	2	31	<i>Teachers' School of Professional Higher Education, Rijeka</i>
Visoka učiteljska škola, Split	121	112	132	126	4	122	101	82	86	91	4	87	<i>Teachers' School of Professional Higher Education, Split</i>
Visoka učiteljska škola, Zadar	95	-	-	-	-	-	58	-	-	-	-	-	<i>Teachers' School of Professional Higher Education, Zadar</i>
Visoka škola za turistički menadžment, Šibenik	-	73	70	112	30	82	-	52	51	73	19	54	<i>School of Professional Higher Education in Tourism, Šibenik</i>
Američka visoka škola za management i tehnologiju, Dubrovnik	245	226	274	226	83	143	245	226	274	226	83	143	<i>American College of Management and Technology, Dubrovnik</i>
Visoka poslovna škola, Višnji	-	-	32	14	5	9	-	-	17	9	3	6	<i>Business School of Professional Higher Education, Višnji</i>
Zagrebačka škola za menadžment, Zagreb	-	-	16	65	20	45	-	-	13	47	15	32	<i>Zagreb School of Management, Zagreb</i>
Visoka škola za poslovanje i upravljanje, Zaprešić	-	-	103	115	36	79	-	-	18	23	7	16	<i>School of Professional Higher Education for Business and Management, Zaprešić</i>
Zagrebačka škola za ekonomiju poduzetništva, Zagreb	-	-	130	181	78	103	-	-	130	181	78	103	<i>School of Professional Higher Education for Economics, Zagreb</i>
Visoka policijska škola, Zagreb	299	532	344	359	270	89	106	165	90	71	42	29	<i>Police School of Professional Higher Education, Zagreb</i>
Visoko evanđeosko teološko učilište, Osijek	-	30	20	40	21	19	-	30	20	22	13	9	<i>Evangelical Theological Seminary, Osijek</i>
Visoka škola za glazbenu umjetnost, Lovran	1	1	5	-	-	-	1	1	3	-	-	-	<i>School of Professional Higher Education in Music, Lovran</i>

1) Do 2005. Visoka škola za sigurnost na radu, Zagreb.

1) *School of Professional Higher Education in Work Safety, Zagreb until 2005.*

26-15. STUDENTI DODIPLOMSKOG STUDIJA KOJI SU DIPLOMIRALI NA VISOKIM UČILIŠTIMA (NSKO 5)
UNDERGRADUATES WHO GRADUATED FROM INSTITUTIONS OF HIGHER EDUCATION (ISCED 5)(nastavak)
(continued)

	Ukupno Undergraduates – total						Redoviti Full-time undergraduates						
	2002.	2003.	2004.	2005.			2002.	2003.	2004.	2005.			
				ukupno Total	muškarci Men	žene Women				ukupno Total	muškarci Men	žene Women	
Fakulteti	11 266	10 853	12 436	13 081	5 308	7 773	9 165	8 639	8 944	8 825	3 683	5 142	Faculties
Stručni studij	2 061	1 816	3 275	3 582	1 488	2 094	1 047	911	1 273	1 369	648	721	Professional study
Građevinski fakultet, Osijek	6	1	4	11	7	4	3	1	2	9	6	3	Faculty of Civil Engineering, Osijek
Građevinski fakultet, Rijeka	26	24	35	33	28	5	24	20	29	21	17	4	Faculty of Civil Engineering, Rijeka
Građevinski fakultet, Zagreb	53	49	43	27	23	4	51	48	43	27	23	4	Faculty of Civil Engineering, Zagreb
Građevinsko-arhitektonski fakultet, Split ²⁾	20	25	21	18	16	2	30	25	21	18	16	2	Faculty of Civil Engineering and Architecture, Split ²⁾
Geotehnički fakultet, Varaždin	17	15	12	6	4	2	9	5	5	3	2	1	Faculty of Geotechnics, Varaždin
Grafički fakultet, Zagreb	21	30	24	13	9	4	18	17	10	8	5	3	Faculty of Graphics Arts, Zagreb
Strojarski fakultet, Slavonski Brod	41	18	7	11	8	3	11	5	4	3	1	2	Faculty of Mechanical Engineering, Slavonski Brod
Fakultet strojarstva i brodogradnje, Zagreb	74	-	-	-	-	-	67	-	-	-	-	-	Faculty of Mechanical Engineering and Naval Architecture, Zagreb
Tehnički fakultet, Rijeka	63	41	55	49	46	3	54	39	43	42	39	3	Faculty of Engineering, Rijeka
Fakultet elektrotehnike, strojarstva i brodogradnje, Split	26	18	45	58	52	6	24	18	45	58	52	6	Faculty of Electrical Engineering, Mechanical Engineering and of Naval Architecture, Split
Elektrotehnički fakultet, Osijek	40	26	41	29	29	-	32	19	40	29	29	-	Faculty of Electrical Engineering, Osijek
Fakultet kemijskog inženjerstva i tehnologije, Zagreb	1	-	-	-	-	-	1	-	-	-	-	-	Faculty of Chemical Engineering and technology, Zagreb
Kemijsko-tehnološki fakultet, Split	19	20	21	20	7	13	19	20	21	20	7	13	Faculty of Chemical Engineering and technology, Split
Tekstilno-tehnološki fakultet, Zagreb	65	70	70	55	13	42	65	70	70	55	13	42	Faculty of Textile Technology, Zagreb
Pomorski fakultet, Rijeka	101	128	93	104	104	-	82	95	73	77	77	-	Faculty of Maritime Studies, Rijeka
Pomorski fakultet, Split	-	-	147	166	149	17	-	-	75	71	60	11	Faculty of Maritime Studies, Split
Fakultet prometnih znanosti, Zagreb	329	177	47	-	-	-	122	46	15	-	-	-	Faculty of Traffic Engineering, Zagreb
Medicinski fakultet, Rijeka	84	88	112	128	21	107	80	79	93	86	19	67	Faculty of Medicine, Rijeka
Medicinski fakultet, Split	-	-	34	37	16	21	-	-	12	26	13	13	Faculty of Medicine, Split
Prehrambeno-biotehnoški fakultet, Zagreb	1	-	-	-	-	-	1	-	-	-	-	-	Faculty of Food Technology and Biotechnology, Zagreb
Poljoprivredni fakultet, Osijek	35	26	31	17	9	8	28	21	16	13	6	7	Faculty of Agriculture, Osijek
Ekonomski fakultet, Osijek	62	22	51	92	22	70	17	8	3	18	2	16	Faculty of Economics, Osijek
Ekonomski fakultet, Rijeka	105	57	60	63	14	49	21	21	9	10	1	9	Faculty of Economics, Rijeka
Ekonomski fakultet, Split	109	114	2 047	206	47	159	48	49	105	111	25	86	Faculty of Economics, Split
Ekonomski fakultet, Zagreb	171	289	583	597	186	411	46	66	161	152	42	110	Faculty of Economics, Zagreb
Fakultet ekonomije i turizma, Pula	8	4	6	5	-	5	5	-	1	1	-	1	Faculty of Economics and Tourism, Pula
Fakultet za turistički i hotelski menadžment, Opatija	136	119	137	189	72	117	65	58	43	54	23	31	Faculty of Tourism and Hospitality Management, Opatija
Fakultet organizacije i informatike, Varaždin	80	70	95	112	82	30	22	12	13	21	17	4	Faculty of Organisation and Informatics, Varaždin
Pravni fakultet, Osijek	-	-	9	26	8	18	-	-	3	6	1	5	Faculty of Law, Osijek
Pravni fakultet, Pula	6	-	-	-	-	-	6	-	-	-	-	-	Faculty of Law, Pula
Pravni fakultet, Split	109	90	215	64	31	33	16	15	43	27	8	19	Faculty of Law, Split
Pravni fakultet, Zagreb	71	43	10	20	2	18	50	43	6	18	2	16	Faculty of Law, Zagreb
Filozofski fakultet, Rijeka	16	10	4	-	-	-	7	3	-	-	-	-	Faculty of Philosophy, Rijeka
Stručni odjel Sveučilišta u Dubrovniku ³⁾	42	29	11	208	115	93	12	3	1	83	54	29	Professional Department of the University of Dubrovnik ³⁾
Stručni odjel Sveučilišta u Zadru ⁴⁾	-	137	136	134	12	122	-	88	74	95	8	87	Professional Department of the University of Zadar ⁴⁾
Odjel za stručne studije Sveučilišta u Splitu	-	-	862	998	302	696	-	-	190	172	66	106	Department for Professional Studies of the University of Split
Pedagoški fakultet, Osijek	10	-	-	-	-	-	6	-	-	-	-	-	Faculty of Pedagogy, Osijek
Kineziološki fakultet, Zagreb	103	62	46	42	35	7	4	6	-	-	-	-	Faculty of Kinesiology, Zagreb
Katolički bogoslovni fakultet, Zagreb i studiji	-	13	-	-	-	-	-	10	-	-	-	-	Catholic Theological Faculty, Zagreb, and departments

2) Do 2003. Građevinski fakultet, Split

3) Do 2004. Fakultet za turizam i vanjsku trgovinu, Dubrovnik

4) Do 2003. Filozofski fakultet, Zadar

2) Faculty of Civil Engineering, Split, until 2003.

3) Faculty of Tourism and Foreign Trade, Dubrovnik, until 2004.

4) Faculty of Philosophy, Zadar, until 2003.

26-15. STUDENTI DODIPLOMSKOG STUDIJA KOJI SU DIPLOMIRALI NA VISOKIM UČILIŠTIMA (NSKO 5)
UNDERGRADUATES WHO GRADUATED FROM INSTITUTIONS OF HIGHER EDUCATION (ISCED 5)

(nastavak)
(continued)

	Ukupno Undergraduates – total						Redoviti Full-time undergraduates						
	2002.	2003.	2004.	2005.			2002.	2003.	2004.	2005.			
				ukupno Total	muškarci Men	žene Women				ukupno Total	muškarci Men	žene Women	
Filozofsko-teološki institut Družbe Isusove, Zagreb	-	-	4	-	-	-	-	-	4	-	-	-	Institute of Philosophy and Theology of the Society of Jesus, Zagreb
Katolički bogoslovni fakultet, Zagreb – Institut za teološku kulturu laika	-	-	-	44	19	25	-	-	-	35	14	21	Catholic Theological Faculty, Zagreb – Institute for Theological Culture of Laymen
Teološki fakultet, Maruševac – adventistički	1	1	-	-	-	-	1	1	-	-	-	-	Faculty of Theology, Maruševac – Adventist
Sveučilišni studij	9 205	9 037	9 161	9 499	3 820	5 679	8 118	7 728	7 671	7 456	3 035	4 421	University study
Prirodoslovno-matematički fakultet – Matematički odjel, Zagreb	105	65	61	97	30	67	105	65	61	97	30	67	Faculty of Science, Department of Mathematics, Zagreb
Prirodoslovno-matematički fakultet – Prirodoslovni odjeli, Zagreb	312	249	272	296	99	197	312	249	272	296	99	197	Faculty of Science, Department of Sciences, Zagreb
Arhitektonski fakultet, Zagreb	127	100	124	105	45	60	127	100	124	105	45	60	Faculty of Architecture, Zagreb
Građevinski fakultet, Osijek	20	16	13	45	33	12	20	16	12	45	33	12	Faculty of Civil Engineering, Osijek
Građevinski fakultet, Rijeka	22	28	55	37	23	14	22	28	55	37	23	14	Faculty of Civil Engineering, Rijeka
Građevinski fakultet, Zagreb	161	144	129	123	86	37	161	144	126	123	86	37	Faculty of Civil Engineering, Zagreb
Građevinsko-arhitektonski fakultet, Split ¹⁾	17	20	64	28	16	12	17	20	64	28	16	12	Faculty of Civil Engineering and Architecture, Split ¹⁾
Geodetski fakultet, Zagreb	44	45	49	60	45	15	44	45	49	56	42	14	Faculty of Geodesy, Zagreb
Geotehnički fakultet, Varaždin	25	13	31	31	22	9	25	13	31	31	22	9	Faculty of Geotechnics, Varaždin
Grafički fakultet, Zagreb	84	108	98	84	23	61	84	101	92	81	21	60	Faculty of Graphics Arts, Zagreb
Strojarski fakultet, Slavonski Brod	18	15	18	31	31	-	15	11	17	14	14	-	Faculty of Mechanical Engineering, Slavonski Brod
Fakultet strojarstva i brodogradnje, Zagreb	137	119	137	93	84	9	137	119	137	93	84	9	Faculty of Mechanical Engineering and Naval Architecture, Zagreb
Tehnički fakultet, Rijeka	37	44	51	59	54	5	37	44	51	59	54	5	Faculty of Engineering, Rijeka
Fakultet elektrotehnike, strojarstva i brodogradnje, Split	112	93	111	145	120	25	112	93	111	145	120	25	Faculty of Electrical Engineering, Mechanical Engineering and Naval Architecture, Split
Fakultet elektrotehnike i računarstva, Zagreb	476	341	343	413	360	53	476	341	343	413	360	53	Faculty of Electrical Engineering and Computing, Zagreb
Elektrotehnički fakultet, Osijek	40	48	32	51	48	3	40	48	32	44	41	3	Faculty of Electrical Engineering, Osijek
Fakultet prometnih znanosti, Zagreb	354	466	433	384	309	75	266	306	297	228	179	49	Faculty of Traffic Engineering, Zagreb
Rudarsko-geološko-naftni fakultet, Zagreb	40	32	29	48	38	10	40	32	29	48	38	10	Faculty of Mining, Geology and Petroleum Engineering, Zagreb
Metalurški fakultet, Sisak	2	4	6	7	5	2	2	4	6	7	5	2	Faculty of Metallurgy, Sisak
Fakultet kemijskog inženjerstva i tehnologije, Zagreb	53	38	42	41	14	27	53	38	42	41	14	27	Faculty of Chemical Engineering and Technology, Zagreb
Kemijsko-tehnološki fakultet, Split	11	11	18	8	2	6	11	11	18	8	2	6	Faculty of Chemical Engineering and Technology, Split
Tekstilno-tehnološki fakultet, Zagreb	40	45	34	29	3	26	40	45	34	29	3	26	Faculty of Textile Technology, Zagreb
Pomorski fakultet, Rijeka	71	59	40	65	45	20	63	54	34	53	35	18	Faculty of Maritime Studies, Rijeka
Pomorski fakultet, Split	-	-	17	18	16	2	-	-	17	11	9	2	Faculty of Maritime Studies, Split
Odjel za studij mora i pomorstva, Split	24	26	9	32	11	21	18	26	9	32	11	21	Maritime Department, Split
Medicinski fakultet, Osijek	19	23	45	19	5	14	19	23	45	19	5	14	Faculty of Medicine, Osijek
Medicinski fakultet, Rijeka	129	155	147	121	41	80	129	155	147	121	41	80	Faculty of Medicine, Rijeka
Medicinski fakultet, Split	38	44	39	35	9	26	38	44	39	35	9	26	Faculty of Medicine, Split
Medicinski fakultet, Zagreb	266	225	252	253	81	172	266	225	252	253	81	172	Faculty of Medicine, Zagreb
Stomatološki fakultet, Zagreb	120	119	114	103	37	66	120	119	114	103	37	66	Faculty of Dental Medicine, Zagreb
Farmaceutsko-biokemijski fakultet, Zagreb	161	128	144	144	22	122	161	128	144	144	22	122	Faculty of Pharmacy and Biochemistry, Zagreb
Veterinarski fakultet, Zagreb	136	94	102	91	43	48	136	94	102	91	43	48	Faculty of Veterinary Medicine, Zagreb
Prehrambeno-tehnološki fakultet, Osijek	37	30	40	42	14	28	35	30	40	42	14	28	Faculty of Food Technology, Osijek
Prehrambeno-biotehnološki fakultet, Zagreb	132	132	159	139	26	113	132	132	159	139	26	113	Faculty of Food Technology and Biotechnology, Zagreb
Poljoprivredni fakultet, Osijek	53	44	45	66	45	21	44	34	37	54	37	17	Faculty of Agriculture, Osijek
Agronomski fakultet, Zagreb	138	168	145	138	53	85	138	168	144	138	53	85	Faculty of Agriculture, Zagreb
Šumarski fakultet, Zagreb	68	86	129	126	92	34	68	86	129	126	92	34	Faculty of Forestry, Zagreb
Ekonomski fakultet, Osijek	391	214	244	396	153	243	316	152	156	200	77	123	Faculty of Economics, Osijek

26-15. STUDENTI DODIPLOMSKOG STUDIJA KOJI SU DIPLOMIRALI NA VISOKIM UČILIŠTIMA (NSKO 5)
UNDERGRADUATES WHO GRADUATED FROM INSTITUTIONS OF HIGHER EDUCATION (ISCED 5)
(nastavak)
(continued)

	Ukupno <i>Undergraduates – total</i>						Redoviti <i>Full-time undergraduates</i>						
	2002.	2003.	2004.	2005.			2002.	2003.	2004.	2005.			
				ukupno <i>Total</i>	muškarci <i>Men</i>	žene <i>Women</i>				ukupno <i>Total</i>	muškarci <i>Men</i>	žene <i>Women</i>	
Ekonomski fakultet, Rijeka	227	237	250	239	60	179	192	201	195	169	42	127	<i>Faculty of Economics, Rijeka, and Departments</i>
Ekonomski fakultet, Split	177	127	211	143	50	93	129	101	146	75	24	51	<i>Faculty of Economics, Split</i>
Ekonomski fakultet, Zagreb	1 108	1 158	1 041	1 016	348	668	826	861	723	667	225	442	<i>Faculty of Economics, Zagreb, and department</i>
Fakultet ekonomije i turizma, Pula	106	108	98	80	27	53	76	72	65	54	17	37	<i>Faculty of Economics and Tourism, Pula</i>
Fakultet za turistički i hotelski menadžment, Opatija	148	236	210	419	118	301	113	145	101	184	57	127	<i>Faculty of Tourism and Hospitality Management, Opatija</i>
Fakultet organizacije i informatike, Varaždin	73	103	91	81	59	22	64	82	74	51	34	17	<i>Faculty of Organisation and Informatics, Varaždin</i>
Pravni fakultet, Osijek	83	125	135	209	71	138	61	85	70	96	34	62	<i>Faculty of Law, Osijek</i>
Pravni fakultet, Rijeka	85	118	133	145	43	102	70	94	112	101	30	71	<i>Faculty of Law, Rijeka</i>
Pravni fakultet, Split	189	188	231	217	76	141	120	96	117	86	25	61	<i>Faculty of Law, Split</i>
Pravni fakultet, Zagreb	643	591	529	567	143	424	486	422	346	303	64	239	<i>Faculty of Law, Zagreb</i>
Fakultet političkih znanosti, Zagreb	154	155	193	256	90	166	122	111	119	167	55	112	<i>Faculty of Political Science, Zagreb</i>
Filozofski fakultet, Osijek ⁵⁾	179	165	173	169	18	151	162	139	146	122	15	107	<i>Faculty of Philosophy, Osijek⁵⁾</i>
Filozofski fakultet, Pula	62	50	55	54	16	38	58	48	52	40	11	29	<i>Faculty of Philosophy, Pula</i>
Filozofski fakultet, Rijeka	170	186	167	151	29	122	157	153	155	151	29	122	<i>Faculty of Philosophy, Rijeka</i>
Filozofski fakultet, Zagreb	801	749	606	523	92	431	776	724	574	498	89	409	<i>Faculty of Philosophy, Zagreb</i>
Hrvatski studiji, Zagreb	167	169	205	212	50	162	167	167	205	212	50	162	<i>Croatian Studies, Zagreb</i>
Sveučilišni odjeli Sveučilišta u Dubrovniku ³⁾	98	106	98	171	72	99	70	74	74	107	48	59	<i>University Departments of The University of Dubrovnik³⁾</i>
Sveučilišni odjeli Sveučilišta u Zadru ⁴⁾	218	295	324	276	40	236	205	271	294	257	36	221	<i>University Departments of the University of Zadar⁴⁾</i>
Odjel za matematiku, Osijek	-	-	-	34	8	26	-	-	-	34	8	26	<i>Department of Mathematics, Osijek</i>
Fakultet prirodoslovno-matematičkih znanosti i studija odgojnih područja, Split	63	88	74	73	29	44	63	88	74	73	29	44	<i>Faculty of Natural Sciences, Mathematics and Education, Split</i>
Edukacijsko-rehabilitacijski fakultet, Zagreb	125	119	134	114	8	106	89	93	80	89	5	84	<i>Faculty of Special Education and Rehabilitation, Zagreb</i>
Kineziološki fakultet, Zagreb	103	119	133	133	94	39	94	114	130	133	94	39	<i>Faculty of Kinesiology, Zagreb</i>
Katolički bogoslovni fakultet, Zagreb, i studiji	107	98	101	86	54	32	107	98	101	86	54	32	<i>Catholic Theological Faculty, Zagreb and departments</i>
Katolički bogoslovni fakultet, Đakovo	-	-	-	24	9	15	-	-	-	24	9	15	<i>Catholic Theological Faculty, Đakovo</i>
Katolički bogoslovni fakultet, Split	12	46	16	20	8	12	12	46	16	20	8	12	<i>Catholic Theological Faculty, Split</i>
Instituti Katoličkog bogoslovnog fakulteta, Zagreb	57	67	61	39	4	35	41	58	60	29	3	26	<i>Institutes of Catholic Theological Faculty, Zagreb</i>
Filozofski fakultet Družbe Isusove, Zagreb	25	40	49	38	15	23	24	39	49	32	11	21	<i>Faculty of Philosophy of the Society of Jesus, Zagreb</i>
Filozofsko-teološki institut Družbe Isusove, Zagreb	-	-	15	6	5	1	-	-	15	6	5	1	<i>Faculty of Philosophy and Theology of the Society of Jesus, Zagreb</i>
Teološki fakultet, Maruševac – adventistički	5	3	5	1	1	-	5	3	5	1	1	-	<i>Faculty of Theology, Maruševac – Adventist</i>
Teološki fakultet, Zagreb – evangelički	-	-	2	-	-	-	-	-	2	-	-	-	<i>Faculty of Theology, Zagreb Evangelic</i>
Umjetničke akademije	210	206	201	233	93	140	210	206	201	233	93	140	<i>Academies of arts</i>
Muzička akademija, Zagreb	74	83	77	122	51	71	74	83	77	122	51	71	<i>Academy of Music, Zagreb</i>
Akademija likovnih umjetnosti, Zagreb	59	50	61	26	8	18	59	50	61	26	8	18	<i>Academy of Fine Arts, Zagreb</i>
Umjetnička akademija, Osijek	-	-	-	7	3	4	-	-	-	7	3	4	<i>Arts Academy, Osijek</i>
Umjetnička akademija, Split	50	47	43	59	19	40	50	47	43	59	19	40	<i>Arts Academy, Split</i>
Akademija dramske umjetnosti, Zagreb	27	26	20	19	12	7	27	26	20	19	12	7	<i>Academy of Dramatic Arts, Zagreb</i>

5) Do 2004. Pedagoški fakultet, Osijek

5) *Faculty of Pedagogy, Osijek, until 2004.*

**26-16. UPISANI STUDENTI POSLIJEDIPLOMSKOGA MAGISTARSKOG STUDIJA NA VISOKIM UČILIŠTIMA PREMA VRSTI STUDIJA
U AK. G. 2004./2005. (NSKO 5)
STUDENTS ENROLLED IN POST-GRADUATE STUDY FOR MASTER'S DEGREE, AT INSTITUTIONS OF HIGHER EDUCATION,
BY TYPE OF STUDY, 2004/2005 ACADEMIC YEAR (ISCED 5)**

	Ukupno Total			Vrsta studija Type of study						Total
				znanstveni Scientific			stručni i umjetnički Professional and artistic			
	svega Total	muškarci Men	žene Women	svega Total	muškarci Men	žene Women	svega Total	muškarci Men	žene Women	
Ukupno	5 034	2 232	2 802	3 896	1 845	2 051	1 138	387	751	Total
Visoka škola za sigurnost na radu, Zagreb	50	49	1	-	-	-	50	49	1	School of Professional Higher Education in Work Safety, Zagreb
Učiteljska akademija, Zagreb	178	19	159	-	-	-	178	19	159	Teacher Education Academy, Zagreb
Međunarodna poslijediplomska škola za poslovno upravljanje, Zagreb	9	2	7	-	-	-	9	2	7	International Graduate Business School, Zagreb
Visoko evanđeosko teološko učilište, Osijek	24	13	11	-	-	-	24	13	11	Evangelical Theological Seminary, Osijek
Prirodoslovno-matematički fakultet, matematički odjel, Zagreb	33	21	12	33	21	12	-	-	-	Faculty of Science Department of Mathematics, Zagreb
Prirodoslovno-matematički fakultet, prirodoslovni odjeli, Zagreb	352	135	217	352	135	217	-	-	-	Faculty of Science Department of Natural Sciences, Zagreb
Građevinski fakultet, Osijek	18	12	6	18	12	6	-	-	-	Faculty of Civil Engineering, Osijek
Građevinski fakultet, Rijeka	11	9	2	11	9	2	-	-	-	Faculty of Civil Engineering, Rijeka
Građevinsko-arhitektonski fakultet, Split	22	16	6	22	16	6	-	-	-	Faculty of Civil Engineering and Architecture, Split
Geodetski fakultet, Zagreb	22	15	7	21	14	7	1	1	-	Faculty of Geodesy, Zagreb
Grafički fakultet, Zagreb	25	11	14	25	11	14	-	-	-	Faculty of Graphics Arts, Zagreb
Strojarski fakultet, Slavonski Brod	7	5	2	7	5	2	-	-	-	Faculty of Mechanical Engineering, Slavonski Brod
Fakultet strojarstva i brodogradnje, Zagreb	38	36	2	35	33	2	3	3	-	Faculty of Mechanical Engineering and Naval Architecture, Zagreb
Fakultet elektrotehnike, strojarstva i brodogradnje, Split	30	28	2	30	28	2	-	-	-	Faculty of Electrical Engineering, Mechanical Engineering and Naval Architecture, Split
Elektrotehnički fakultet, Osijek	30	26	4	30	26	4	-	-	-	Faculty of Electrical Engineering, Osijek
Fakultet elektrotehnike i računarstva, Zagreb	275	235	40	275	235	40	-	-	-	Faculty of Electrical Engineering and Computing, Zagreb
Fakultet prometnih znanosti, Zagreb	98	80	18	79	65	14	19	15	4	Faculty of Transport and Traffic Engineering, Zagreb
Rudarsko-geološko-naftni fakultet, Zagreb	32	24	8	32	24	8	-	-	-	Faculty of Mining, Geology and Petroleum Engineering, Zagreb
Metalurški fakultet, Sisak	3	3	-	3	3	-	-	-	-	Faculty of Metallurgy, Sisak
Fakultet kemijskog inženjerstva i tehnologije, Zagreb	36	16	20	13	7	6	23	9	14	Faculty of Chemical Engineering and Technology, Zagreb
Tekstilno-tehnološki fakultet, Zagreb	14	4	10	14	4	10	-	-	-	Faculty of Textile Technology, Zagreb
Pomorski fakultet, Rijeka	12	11	1	12	11	1	-	-	-	Faculty of Maritime Studies, Rijeka
Pomorski fakultet, Split	32	31	1	-	-	-	32	31	1	Faculty of Maritime Studies, Split
Medicinski fakultet, Osijek	75	38	37	75	38	37	-	-	-	Faculty of Medicine, Osijek
Medicinski fakultet, Rijeka	75	24	51	75	24	51	-	-	-	Faculty of Medicine, Rijeka
Medicinski fakultet, Split	43	13	30	43	13	30	-	-	-	Faculty of Medicine, Split
Medicinski fakultet, Zagreb	384	102	282	-	-	-	384	102	282	Faculty of Medicine, Zagreb
Stomatološki fakultet, Zagreb	77	22	55	77	22	55	-	-	-	Faculty of Dental Medicine, Zagreb
Veterinarski fakultet, Zagreb	40	22	18	28	15	13	12	7	5	Faculty of Veterinary Medicine, Zagreb
Prehrambeno-tehnološki fakultet, Osijek	12	4	8	12	4	8	-	-	-	Faculty of Food Technology, Osijek
Prehrambeno-biotehnološki fakultet, Zagreb	67	9	58	51	6	45	16	3	13	Faculty of Food Technology and Biotechnology, Zagreb
Poljoprivredni fakultet, Osijek	40	24	16	40	24	16	-	-	-	Faculty of Agriculture, Osijek
Agronomski fakultet, Zagreb	79	44	35	79	44	35	-	-	-	Faculty of Agriculture, Zagreb
Šumarski fakultet, Zagreb	26	20	6	26	20	6	-	-	-	Faculty of Forestry, Zagreb
Sveučilišni interdisciplinarni studij Sveučilišta u Osijeku i Institut "Ruđer Bošković", Zagreb	13	2	11	13	2	11	-	-	-	Interdisciplinary Study of the University of Osijek and the Ruđer Bošković Institute, Zagreb
Ekonomski fakultet, Osijek	164	76	88	164	76	88	-	-	-	Faculty of Economics, Osijek
Ekonomski fakultet, Rijeka	117	52	65	99	45	54	18	7	11	Faculty of Economics, Rijeka
Ekonomski fakultet, Split	86	42	44	17	10	7	69	32	37	Faculty of Economics, Split
Ekonomski fakultet, Zagreb	698	339	359	532	277	255	166	62	104	Faculty of Economics, Zagreb
Sveučilišni interdisciplinarni studij Sveučilišta u Osijeku	33	17	16	-	-	-	33	17	16	Interdisciplinary Study of the University of Osijek
Sveučilišni odjel za ekonomiju i poslovnu ekonomiju Sveučilišta u Dubrovniku	26	6	20	26	6	20	-	-	-	University of Dubrovnik, Department of Economy and Business Economy
Fakultet za turistički i hotelski menadžment, Opatija	47	15	32	47	15	32	-	-	-	Faculty of Tourism and Hospitality Management, Opatija
Fakultet organizacije i informatike, Varaždin	116	72	44	116	72	44	-	-	-	Faculty of Organisation and Informatics, Varaždin
Pravni fakultet, Osijek	18	6	12	18	6	12	-	-	-	Faculty of Law, Osijek
Pravni fakultet, Split	83	46	37	83	46	37	-	-	-	Faculty of Law, Split

**26-16. UPISANI STUDENTI POSLIJEDIPLOMSKOGA MAGISTARSKOG STUDIJA NA VISOKIM UČILIŠTIMA PREMA VRSTI STUDIJA
U AK. G. 2004./2005. (NSKO 5)**
STUDENTS ENROLLED IN POST-GRADUATE STUDY FOR MASTER'S DEGREE, AT INSTITUTIONS OF HIGHER EDUCATION,
BY TYPE OF STUDY, 2004/2005 ACADEMIC YEAR (ISCED 5)

(nastavak)
(continued)

	Ukupno Total			Vrsta studija Type of study						
				znanstveni Scientific			stručni i umjetnički Professional and artistic			
	svega Total	muškarci Men	žene Women	svega Total	muškarci Men	žene Women	svega Total	muškarci Men	žene Women	
Pravni fakultet, Zagreb	351	122	229	351	122	229	-	-	-	Faculty of Law, Zagreb
Fakultet političkih znanosti, Zagreb	95	49	46	95	49	46	-	-	-	Faculty of Political Science, Zagreb
Filozofski fakultet, Rijeka	25	5	20	25	5	20	-	-	-	Faculty of Philosophy, Rijeka
Filozofski fakultet, Zagreb	533	135	398	474	132	342	59	3	56	Faculty of Philosophy, Zagreb
Fakultet prirodoslovno-matematičkih znanosti i odgojnih područja, Split	46	12	34	46	12	34	-	-	-	Faculty of Natural Sciences, Mathematics and Education, Split
Sveučilišni odjeli Sveučilišta u Zadru	113	34	79	113	34	79	-	-	-	University Departments of the University in Zadar
Edukacijsko-rehabilitacijski fakultet, Zagreb	73	12	61	73	12	61	-	-	-	Faculty of Special Education and Rehabilitation, Zagreb
Kineziološki fakultet, Zagreb	24	15	9	24	15	9	-	-	-	Faculty of Kinesiology, Zagreb
Katolički bogoslovni fakultet, Zagreb	23	18	5	23	18	5	-	-	-	Catholic Theological Faculty, Zagreb
Filozofski fakultet Družbe Isusove, Zagreb	30	19	11	30	19	11	-	-	-	Faculty of Philosophy of the Society of Jesus, Zagreb
Muzička akademija, Zagreb	51	15	36	9	3	6	42	12	30	Academy of Music, Zagreb

26-17. MAGISTRI ZNANOSTI I MAGISTRI NA VISOKIM UČILIŠTIMA (NSKO 5)
MASTERS OF SCIENCE AND MASTERS AT INSTITUTIONS OF HIGHER EDUCATION (ISCED 5)

	2001.		2002.		2003.		2004.		2005.		
	ukupno Total	žene Women	ukupno Total	žene Women	ukupno Total	žene Women	ukupno Total	žene Women	ukupno Total	žene Women	
Ukupno	676	296	777	385	808	386	760	357	973	473	Total
Visoka škola za sigurnost, Zagreb ¹⁾	-	-	-	-	13	1	19	2	20	2	School of Professional Higher Education in Safety, Zagreb ¹⁾
Visoka policijska škola, Zagreb	-	-	10	2	-	-	-	-	-	-	Police School of Professional Higher Education, Zagreb
Međunarodna poslijediplomska škola za poslovno upravljanje, Zagreb	-	-	-	-	-	-	-	-	12	6	International Graduate of Professional Higher Education, Zagreb
Visoko evanđeosko teološko učilište, Osijek	-	-	-	-	3	-	6	-	6	2	Evangelical Theological Seminary, Osijek
Visoka škola za glazbenu umjetnost, Lovran	-	-	2	1	6	3	-	-	-	-	School of Professional Higher Education in Music, Lovran
Prirodoslovno-matematički fakultet, matematički odjel, Zagreb	6	3	6	5	14	9	15	6	16	10	Faculty of Science Department of Mathematics, Zagreb
Prirodoslovno-matematički fakultet, prirodoslovni odjeli, Zagreb	84	57	80	51	87	52	83	56	68	45	Faculty of Science Department of Natural Sciences, Zagreb
Sveučilišni interdisciplinarni studij Sveučilišta u Osijeku i Institut "Ruđer Bošković", Zagreb	-	-	-	-	-	-	-	-	1	1	Interdisciplinary Study of the University of Osijek and the Ruđer Bošković Institute, Zagreb
Arhitektonski fakultet, Zagreb	2	-	7	4	6	6	3	2	1	1	Faculty of Architecture, Zagreb
Građevinski fakultet, Osijek	-	-	-	-	-	-	-	-	2	2	Faculty of Civil Engineering, Osijek
Građevinski fakultet, Rijeka	-	-	-	-	-	-	-	-	2	1	Faculty of Civil Engineering, Rijeka
Građevinski fakultet, Zagreb	6	1	11	6	8	3	7	6	17	5	Faculty of Civil Engineering, Zagreb
Građevinsko-arhitektonski fakultet, Split ²⁾	-	-	-	-	-	-	3	2	-	-	Faculty of Civil Engineering and Architecture, Split ²⁾
Geodetski fakultet, Zagreb	4	2	6	3	7	2	2	-	6	2	Faculty of Geodesy, Zagreb
Grafički fakultet, Zagreb	-	-	-	-	1	-	5	2	4	3	Faculty of Graphics Arts
Strojarski fakultet, Slavonski Brod	-	-	5	2	2	2	1	1	1	-	Faculty of Mechanical Engineering, Slavonski Brod
Fakultet strojarstva i brodogradnje, Zagreb	12	1	24	4	17	2	6	-	5	3	Faculty of Mechanical Engineering and Naval Architecture, Zagreb

1) Do 2005. Visoka škola za sigurnost na radu, Zagreb.
2) Do 2003. Građevinski fakultet, Split

1) School of Professional Higher Education in work Safety, Zagreb until 2005.
2) Faculty of Civil Engineering until 2003.

26-17. MAGISTRI ZNANOSTI I MAGISTRI NA VISOKIM UČILIŠTIMA (NSKO 5)
MASTERS OF SCIENCE AND MASTERS AT INSTITUTIONS OF HIGHER EDUCATION (ISCED 5)

(nastavak)
(continued)

	2001.		2002.		2003.		2004.		2005.		
	ukupno Total	žene Women	ukupno Total	žene Women	ukupno Total	žene Women	ukupno Total	žene Women	ukupno Total	žene Women	
Tehnički fakultet, Rijeka	1	-	4	-	2	1	5	-	3	1	Faculty of Engineering, Rijeka
Fakultet elektrotehnike, strojarstva i brodogradnje, Split	6	4	5	1	4	2	8	2	8	-	Faculty of Electrical Engineering, Mechanical Engineering and Naval Architecture, Split
Elektrotehnički fakultet, Osijek	-	-	-	-	-	-	1	-	2	-	Faculty of Electrical Engineering, Osijek
Fakultet elektrotehnike i računarstva, Zagreb	61	7	53	10	53	7	75	15	67	10	Faculty of Electrical Engineering and Computing
Fakultet prometnih znanosti, Zagreb	6	1	10	4	31	6	27	8	15	2	Faculty of Transport and Traffic Engineering, Zagreb
Rudarsko-geološko-naftni fakultet, Zagreb	10	-	6	1	4	2	1	1	2	2	Faculty of Mining, Geology and Petroleum Engineering, Zagreb
Metalurški fakultet, Sisak	-	-	-	-	-	-	-	-	2	-	Faculty of Metallurgy, Sisak
Fakultet kemijskog inženjerstva i tehnologije, Zagreb	13	8	7	5	5	4	12	8	11	6	Faculty of Chemical Engineering and Technology, Zagreb
Kemijsko-tehnološki fakultet, Split	1	1	-	-	-	-	1	-	1	1	Faculty of Chemical Engineering and Technology, Split
Tekstilno-tehnološki fakultet, Zagreb	3	3	7	6	-	-	3	3	3	2	Faculty of Textile Technology, Zagreb
Pomorski fakultet, Rijeka	4	4	2	-	1	-	4	1	7	-	Faculty of Maritime Studies, Rijeka
Medicinski fakultet, Osijek	-	-	-	-	-	-	1	1	5	3	Faculty of Medicine, Osijek
Medicinski fakultet, Rijeka	24	7	17	9	14	7	23	12	18	11	Faculty of Medicine, Rijeka
Medicinski fakultet, Split	-	-	-	-	2	1	5	1	11	4	Faculty of Medicine, Split
Medicinski fakultet, Zagreb	39	15	101	58	110	53	48	19	74	41	Faculty of Medicine, Zagreb
Stomatološki fakultet, Zagreb	15	8	26	21	25	18	25	11	30	18	Faculty of Dental Medicine, Zagreb
Farmaceutsko-biokemijski fakultet, Zagreb	5	5	10	8	9	8	7	6	3	3	Faculty of Pharmacy and Biochemistry, Zagreb
Veterinarski fakultet, Zagreb	24	8	19	7	31	12	13	5	12	4	Faculty of Veterinary Medicine, Zagreb
Prehrambeno-tehnološki fakultet, Osijek	-	-	-	-	1	1	-	-	1	1	Faculty of Food Technology, Osijek
Prehrambeno-biotehnološki fakultet, Zagreb	9	8	5	5	10	8	11	7	9	6	Faculty of Food Technology and Biotechnology, Zagreb
Poljoprivredni fakultet, Osijek	4	2	3	1	2	1	6	2	8	2	Faculty of Agriculture, Osijek
Agronomski fakultet, Zagreb	33	15	20	10	16	5	19	5	25	8	Faculty of Agriculture, Zagreb
Šumarski fakultet, Zagreb	12	1	18	4	25	7	12	4	9	1	Faculty of Forestry, Zagreb
Ekonomski fakultet, Osijek	7	1	15	8	13	8	20	7	40	22	Faculty of Economics, Osijek
Ekonomski fakultet, Rijeka	5	4	10	7	11	5	11	8	14	8	Faculty of Economics, Rijeka
Ekonomski fakultet, Split	6	1	8	1	12	4	15	6	26	5	Faculty of Economics, Split
Ekonomski fakultet, Zagreb	103	46	90	42	99	45	86	50	153	80	Faculty of Economics, Zagreb
Sveučilišni odjel za ekonomiju i poslovnu ekonomiju Sveučilišta u Dubrovniku ³⁾	-	-	2	2	2	1	-	-	4	3	University of Dubrovnik, Department of Economy and Business Economy ³⁾
Fakultet za turistički i hotelski menadžment, Opatija	2	-	8	5	12	4	14	5	10	6	Faculty of Tourism and Hospitality Management, Opatija
Fakultet organizacije i informatike, Varaždin	10	6	4	2	4	2	11	1	7	3	Faculty of Organisation and Informatics, Varaždin
Pravni fakultet, Osijek	6	1	2	1	3	-	3	2	-	-	Faculty of Law, Osijek
Pravni fakultet, Rijeka	-	-	-	-	1	1	8	6	6	4	Faculty of Law, Rijeka
Pravni fakultet, Split	9	3	4	2	1	-	1	1	4	2	Faculty of Law, Split
Pravni fakultet, Zagreb	12	4	22	8	19	13	21	14	28	19	Faculty of Law, Zagreb
Fakultet političkih znanosti, Zagreb	14	2	16	2	-	-	19	6	33	8	Faculty of Political Science, Zagreb
Filozofski fakultet, Rijeka	5	1	2	1	1	1	2	1	1	1	Faculty of Philosophy, Rijeka
Filozofski fakultet, Zagreb	84	50	99	59	85	61	45	33	108	72	Faculty of Philosophy, Zagreb
Hrvatski studiji, Zagreb	1	-	2	-	2	2	1	1	1	-	Croatian Studies, Zagreb
Sveučilišni odjeli Sveučilišta u Zadru ⁴⁾	-	-	2	1	6	3	7	4	7	5	University Departments of the University of Zadar ⁴⁾
Edukacijsko-rehabilitacijski fakultet, Zagreb	10	8	10	8	13	10	13	12	13	11	Faculty of Special Education and Rehabilitation, Zagreb
Kineziološki fakultet, Zagreb	8	3	7	4	9	-	10	3	14	5	Faculty of Kinesiology, Zagreb
Katolički bogoslovni fakultet, Zagreb	3	-	1	-	2	1	2	1	1	-	Catholic Theological Faculty, Zagreb
Filozofski fakultet Družbe Isusove, Zagreb	-	-	4	-	2	1	4	1	3	-	Faculty of Philosophy of the Society of Jesus, Zagreb
Muzička akademija, Zagreb	7	5	5	4	2	1	10	7	13	10	Academy of Music, Zagreb

3) Do 2004. Fakultet za turizam i vanjsku trgovinu, Dubrovnik

4) Do 2003. Filozofski fakultet, Zadar

3) Faculty of Tourism and Foreign Trade, Dubrovnik until 2004.

4) Faculty of Philosophy, Zadar, until 2003.

26-18. MAGISTRI ZNANOSTI I MAGISTRI PREMA ZNANSTVENIM PODRUČJIMA I POLJIMA MAGISTARSKOG RADA¹⁾ (NSKO 5)
MASTERS OF SCIENCE AND MASTERS, BY SCIENTIFIC AREAS AND FIELDS OF MASTER'S THESES¹⁾ (ISCED 5)

	2001.		2002.		2003.		2004.		2005.		
	ukupno Total	žene Women	ukupno Total	žene Women	ukupno Total	žene Women	ukupno Total	žene Women	ukupno Total	žene Women	
Ukupno	676	296	777	385	808	386	760	357	973	473	Total
Prirodne znanosti	96	63	88	57	104	64	100	65	89	59	Natural sciences
Biologija	42	29	45	32	49	34	44	36	52	37	Biology
Fizika	9	3	12	8	6	2	13	6	5	2	Physics
Geoznanost	17	9	11	4	13	5	14	8	5	2	Geological science
Kemija	22	19	15	9	23	15	14	9	11	8	Chemistry
Matematika	6	3	5	4	13	8	15	6	16	10	Mathematics
Tehničke znanosti	123	29	143	44	151	35	179	50	174	39	Engineering
Arhitektura i urbanizam	2	-	7	4	6	6	3	2	1	1	Architecture and town planning
Brodogradnja	2	-	6	1	3	1	1	-	1	1	Naval Architecture
Elektrotehnika	49	9	47	8	50	9	57	14	56	7	Electrical engineering
Geodezija	4	2	6	3	9	3	2	-	6	2	Geodesy
Građevinarstvo	6	1	11	6	8	3	10	8	21	8	Civil engineering
Grafička tehnologija	-	-	-	-	1	-	5	2	4	3	Graphic technology
Kemijsko inženjerstvo	8	6	5	3	1	1	9	5	7	3	Chemical engineering
Metalurgija	-	-	-	-	-	-	-	-	2	-	Metallurgy
Računalstvo	16	2	9	3	7	-	21	2	18	3	Computer sciences
Rudarstvo, nafta i geološko inženjerstvo	10	-	5	1	3	1	1	1	2	2	Mining, petroleum and geological engineering
Strojarstvo	13	1	27	5	18	4	9	1	11	3	Mechanical engineering
Tehnologija prometa i transport	10	5	12	4	32	6	31	9	22	2	Technology of transport and traffic
Tekstilna tehnologija	3	3	7	6	-	-	3	3	3	2	Textile engineering
Druge temeljne tehničke znanosti	-	-	1	-	13	1	27	3	20	2	Other basic technical sciences
Biomedicina i zdravstvo	107	43	174	104	190	98	124	56	154	85	Biomedicine and Health
Temeljne medicinske znanosti	4	1	9	6	55	25	20	11	9	8	Basic medical sciences
Kliničke medicinske znanosti	52	20	89	46	59	31	53	21	77	38	Clinical medicine
Javno zdravstvo i zdravstvena zaštita	2	-	16	13	11	4	4	1	14	9	Public health and health care
Veterinarska medicina	24	8	19	7	31	12	13	5	12	4	Veterinary medicine
Stomatologija	20	9	31	24	25	18	25	11	29	18	Dental medicine
Farmacija	5	5	10	8	9	8	7	6	4	3	Pharmacy
Druge grane kliničke medicine	-	-	-	-	-	-	2	1	9	5	Other branches of clinical medicine
Biotehničke znanosti	58	26	47	20	54	22	47	17	52	18	Biotechnical sciences
Agronomija	37	17	24	11	18	6	25	7	33	10	Agronomy
Šumarstvo	12	1	18	4	25	7	12	4	9	1	Forestry
Biotehnologija	-	-	3	3	2	2	-	-	4	3	Biotechnology
Prehrambena tehnologija	9	8	2	2	9	7	10	6	6	4	Food technology
Društvene znanosti	225	95	238	115	225	111	251	135	402	209	Social sciences
Ekonomija	118	50	134	66	149	67	146	76	259	130	Economics
Pravo	26	7	37	12	24	14	33	23	37	24	Law
Politologija	16	4	16	2	-	-	19	6	33	8	Political science

1) Od 2001. Klasifikacija znanstvenih područja i polja (NN, br. 29/97., 135/97., 8/00., 30/00.)

1) Since 2001, the Classification of Fields of Science (NN, Nos. 29/97, 135/97, 8/00 and 30/00)

OBRAZOVANJE
EDUCATION

26-18. MAGISTRI ZNANOSTI I MAGISTRI PREMA ZNANSTVENIM PODRUČJIMA I POLJIMA MAGISTARSKOG RADA¹⁾ (NSKO 5)
MASTERS OF SCIENCE AND MASTERS, BY SCIENTIFIC AREAS AND FIELDS OF MASTER'S THESES¹⁾ (ISCED 5)

(nastavak)
(continued)

	2001.		2002.		2003.		2004.		2005.		
	ukupno Total	žene Women	ukupno Total	žene Women	ukupno Total	žene Women	ukupno Total	žene Women	ukupno Total	žene Women	
Informatika	26	14	12	7	15	11	16	5	17	11	Information science
Sociologija	7	-	5	2	3	2	3	2	6	3	Sociology
Psihologija	11	10	12	11	10	7	4	4	14	8	Psychology
Odgojne znanosti (pedagogija i defektologija)	21	10	21	14	24	10	29	19	35	24	Education (pedagogy and special education)
Kineziologija	-	-	-	-	-	-	-	-	-	-	Kinesiology
Socijalna geografija i demografija	-	-	-	-	-	-	1	-	1	1	Social geography and demography
Socijalna djelatnost	-	-	1	1	-	-	-	-	6	3	Social work
Humanističke znanosti	67	40	87	45	84	56	59	34	102	63	Humanities
Povijest	10	4	14	3	10	4	4	2	26	10	History
Arheologija	6	2	7	4	3	2	6	1	3	2	Archaeology
Jezikoslovlje	18	13	18	14	23	19	13	10	23	19	Linguistics
Filozofija	3	1	8	1	7	3	7	3	5	2	Philosophy
Umjetnost	-	-	8	5	8	4	10	7	14	11	Art
Etnologija i antropologija	2	2	4	3	1	-	2	2	6	6	Ethnology and anthropology
Teologija	3	-	1	-	5	1	8	1	7	2	Theology
Književnost	14	9	17	10	21	18	7	7	13	9	Literature
Povijest umjetnosti	11	9	10	5	6	5	2	1	5	2	History of arts

26-19. DOKTORANDI – OSOBE U POSTUPKU STJECANJA DOKTORATA ZNANOSTI – NA VISOKIM UČILIŠTIMA PREMA ZNANSTVENIM PODRUČJIMA DOKTORSKOG STUDIJA/PRIJAVLJENOG DOKTORATA OD 1. SIJEČNJA DO 31. KOLOVOZA 2005. (NSKO 6)
CANDIDATES FOR A DOCTORATE – PERSONS IN PROCESS OF ACQUIRING DOCTORATE OF SCIENCE, AT INSTITUTIONS OF HIGHER EDUCATION, BY FIELDS OF SCIENCE OF DOCTORAL STUDY/ENTERED DOCTORAL DISSERTATION, 1 JANUARY – 31 AUGUST 2005 (ISCED 6)

	Ukupno Total			Znanstveno područje doktorskog studija/prijavljenog doktorata Field of science of doctoral study/entered doctoral dissertation						
	svega Total	muškarci Men	žene Women	prirodne znanosti Natural sciences	tehničke znanosti Engineering	biomedicina i zdravlje Biomedicine and health	biotehničke znanosti Biotechnical sciences	društvene znanosti Social sciences	humanističke znanosti Humanities	
Ukupno	328	181	147	65	81	65	44	50	23	Total
Upisao doktorski studij	236	129	107	51	63	42	27	34	19	Enrolled in doctoral study
Prijavio doktorat	92	52	40	14	18	23	17	16	4	Entered doctoral dissertation
Prirodoslovno-matematički fakultet, matematički odjel, Zagreb	19	9	10	19	-	-	-	-	-	Faculty of Science, Department of Mathematics, Zagreb
Prirodoslovno-matematički fakultet, prirodoslovni odjeli, Zagreb	39	9	30	39	-	-	-	-	-	Faculty of Science, Department of Natural Sciences, Zagreb
Građevinski fakultet, Zagreb	3	1	2	-	3	-	-	-	-	Faculty of Civil Engineering, Zagreb
Geodetski fakultet, Zagreb	5	4	1	-	5	-	-	-	-	Faculty of Geodesy, Zagreb
Grafički fakultet, Zagreb	3	2	1	-	3	-	-	-	-	Faculty of Graphics Arts, Zagreb
Fakultet strojarstva i brodogradnje, Zagreb	6	6	-	-	6	-	-	-	-	Faculty of Mechanical Engineering and Naval Architecture, Zagreb
Fakultet elektrotehnike i računarstva, Zagreb	38	34	4	-	38	-	-	-	-	Faculty of Electrical Engineering and Computing, Zagreb

26-19. DOKTORANDI – OSOBE U POSTUPKU STJECANJA DOKTORATA ZNANOSTI – NA VISOKIM UČILIŠTIMA PREMA ZNANSTVENIM PODRUČJIMA DOKTORSKOG STUDIJA/PRIJAVLJENOG DOKTORATA OD 1. SIJEČNJA DO 31. KOLOVOZA 2005. (NSKO 6)
CANDIDATES FOR A DOCTORATE – PERSONS IN PROCESS OF ACQUIRING DOCTORATE OF SCIENCE, AT INSTITUTIONS OF HIGHER EDUCATION, BY FIELDS OF SCIENCE OF DOCTORAL STUDY/ENTERED DOCTORAL DISSERTATION, 1 JANUARY – 31 AUGUST 2005 (ISCED 6)

(nastavak)
(continued)

	Ukupno Total			Znanstveno područje doktorskog studija/prijavljenog doktorata Field of science of doctoral study/entered doctoral dissertation						
	svega Total	muškarci Men	žene Women	prirodne znanosti Natural sciences	tehničke znanosti Engineering	biomedicina i zdravlje Biomedicine and health	biotehničke znanosti Biotechnical sciences	društvene znanosti Social sciences	humanističke znanosti Humanities	
Fakultet prometnih znanosti, Zagreb	4	3	1	-	4	-	-	-	-	Faculty of Transport and Traffic Engineering, Zagreb
Rudarsko-geološko-naftni fakultet, Zagreb	14	11	3	2	12	-	-	-	-	Faculty of Mining, Geology and Petroleum Engineering, Zagreb
Fakultet kemijskog inženjerstva i tehnologije, Zagreb	12	3	9	4	8	-	-	-	-	Faculty of Chemical Engineering and Technology, Zagreb
Pomorski fakultet, Rijeka	2	1	1	-	2	-	-	-	-	Faculty of Maritime Studies, Rijeka
Medicinski fakultet, Split	25	12	13	-	-	25	-	-	-	Faculty of Medicine, Split
Stomatološki fakultet, Zagreb	1	1	-	-	-	1	-	-	-	Faculty of Dental Medicine, Zagreb
Farmaceutsko-biokemijski fakultet, Zagreb	9	3	6	-	-	9	-	-	-	Faculty of Pharmacy and Biochemistry, Zagreb
Veterinarski fakultet, Zagreb	30	17	13	-	-	30	-	-	-	Faculty of Veterinary Medicine, Zagreb
Prehrambeno-biotehnoški fakultet, Zagreb	27	8	19	-	-	-	27	-	-	Faculty of Food Technology and Biotechnology, Zagreb
Agronomski fakultet, Zagreb	10	6	4	-	-	-	10	-	-	Faculty of Agriculture, Zagreb
Šumarski fakultet, Zagreb	7	7	-	-	-	-	7	-	-	Faculty of Forestry, Zagreb
Ekonomski fakultet, Osijek	8	5	3	-	-	-	-	8	-	Faculty of Economics, Osijek
Ekonomski fakultet, Rijeka	1	-	1	-	-	-	-	1	-	Faculty of Economics, Rijeka
Pravni fakultet, Osijek	2	1	1	-	-	-	-	2	-	Faculty of Law, Osijek
Pravni fakultet, Zagreb	4	-	4	-	-	-	-	4	-	Faculty of Law, Zagreb
Fakultet političkih znanosti, Zagreb	2	2	-	-	-	-	-	2	-	Faculty of Political Sciences, Zagreb
Filozofski fakultet, Zagreb	10	2	8	-	-	-	-	3	7	Faculty of Philosophy, Zagreb
Sveučilišni odjeli Sveučilišta u Zadru	24	20	4	1	-	-	-	7	16	University Departments of the University of Zadar
Kineziološki fakultet, Zagreb	23	14	9	-	-	-	-	23	-	Faculty of Kinesiology, Zagreb

26-20. DOKTORI ZNANOSTI NA VISOKIM UČILIŠTIMA (NSKO 6)
DOCTORS OF SCIENCE, AT INSTITUTIONS OF HIGHER EDUCATION (ISCED 6)

	2001.		2002.		2003.		2004.		2005.		
	ukupno Total	žene Women	ukupno Total	žene Women	ukupno Total	žene Women	ukupno Total	žene Women	ukupno Total	žene Women	
Ukupno	255	125	314	151	321	125	357	150	385	174	Total
Prirodoslovno-matematički fakultet, matematički odjel, Zagreb	7	4	3	3	2	1	12	4	7	5	Faculty of Science, Department of Mathematics, Zagreb
Prirodoslovno-matematički fakultet, prirodoslovni odjeli, Zagreb	41	25	52	34	61	26	46	24	68	48	Faculty of Science, Department of Natural Sciences, Zagreb
Arhitektonski fakultet, Zagreb	2	-	7	3	5	1	-	-	1	1	Faculty of Architecture, Zagreb
Građevinski fakultet, Osijek	-	-	-	-	-	-	3	2	2	-	Faculty of Civil Engineering, Osijek
Građevinski fakultet, Zagreb	5	2	6	3	3	-	9	4	10	4	Faculty of Civil Engineering, Zagreb
Građevinsko-arhitektonski fakultet, Split ¹⁾	-	-	-	-	2	1	3	-	2	-	Faculty of Civil Engineering and Architecture, Split ¹⁾
Geodetski fakultet, Zagreb	3	1	2	-	-	-	-	-	-	-	Faculty of Geodesy, Zagreb
Grafički fakultet, Zagreb	-	-	-	-	2	1	1	1	1	1	Faculty of Graphics Arts, Zagreb
Strojarski fakultet, Slavonski Brod	-	-	-	-	4	-	-	-	2	1	Faculty of Mechanical Engineering, Slavonski Brod
Fakultet strojarstva i brodogradnje, Zagreb	11	3	15	2	3	-	12	3	10	-	Faculty of Mechanical Engineering and Naval Architecture, Zagreb
Tehnički fakultet, Rijeka	3	-	2	1	3	-	2	-	3	-	Faculty of Engineering, Rijeka
Fakultet elektrotehnike, strojarstva i brodogradnje, Split	3	-	4	-	1	-	3	-	4	1	Faculty of Electrical Engineering, Mechanical Engineering and Naval Architecture, Split
Fakultet elektrotehnike i računarstva, Zagreb	18	4	17	3	14	2	36	3	26	4	Faculty of Electrical Engineering and Computing, Zagreb
Fakultet prometnih znanosti, Zagreb	1	-	1	-	11	-	10	2	5	-	Faculty of Transport and Traffic Engineering, Zagreb
Rudarsko-geološko-naftni fakultet, Zagreb	2	1	5	-	3	-	3	-	4	1	Faculty of Mining, Geology and Petroleum Engineering, Zagreb
Fakultet kemijskog inženjerstva i tehnologije, Zagreb	5	3	5	2	8	2	10	5	9	7	Faculty of Chemical Engineering and Technology, Zagreb
Kemijsko-tehnološki fakultet, Split	-	-	1	-	2	2	2	-	1	1	Faculty of Chemical Engineering and Technology, Split
Tekstilno-tehnološki fakultet, Zagreb	2	2	-	-	-	-	2	1	-	-	Faculty of Textile Technology, Zagreb
Pomorski fakultet, Rijeka	1	-	2	-	2	-	1	1	2	1	Faculty of Maritime Studies, Rijeka
Medicinski fakultet, Osijek	-	-	-	-	1	1	4	-	12	2	Faculty of Medicine, Osijek
Medicinski fakultet, Rijeka	13	7	16	11	12	8	13	5	17	8	Faculty of Medicine, Rijeka
Medicinski fakultet, Split	-	-	-	-	3	2	1	-	7	2	Faculty of Medicine, Split
Medicinski fakultet, Zagreb	41	17	53	22	41	19	41	20	33	18	Faculty of Medicine, Zagreb
Stomatološki fakultet, Zagreb	6	3	9	4	14	3	15	6	5	1	Faculty of Dental Medicine, Zagreb
Farmaceutsko-biokemijski fakultet, Zagreb	5	4	6	6	8	6	6	5	4	3	Faculty of Pharmacy and Biochemistry, Zagreb
Veterinarski fakultet, Zagreb	5	2	4	4	11	7	12	8	10	2	Faculty of Veterinary Medicine, Zagreb
Prehrambeno-tehnološki fakultet, Osijek	-	-	-	-	2	-	1	-	2	2	Faculties of Food Technology, Osijek
Prehrambeno-biotehnološki fakultet, Zagreb	4	4	1	1	9	4	4	3	10	8	Faculties of Food Technology and Biotechnology, Zagreb
Pojoprivredni fakultet, Osijek	2	2	2	1	4	3	5	2	5	2	Faculty of Agriculture, Osijek
Agronomski fakultet, Zagreb	11	5	12	7	7	2	12	7	11	5	Faculty of Agriculture, Zagreb
Šumarski fakultet, Zagreb	7	2	7	2	4	-	2	1	9	-	Faculty of Forestry, Zagreb
Ekonomski fakultet, Osijek	-	-	3	2	-	-	2	-	4	2	Faculty of Economics, Osijek
Ekonomski fakultet, Rijeka	2	-	1	1	1	-	-	-	1	1	Faculty of Economics, Rijeka
Ekonomski fakultet, Split	1	-	4	1	1	-	1	1	3	1	Faculty of Economics, Split
Ekonomski fakultet, Zagreb	1	1	14	10	8	8	6	4	12	8	Faculty of Economics, Zagreb
Fakultet ekonomije i turizma, Pula	-	-	-	-	-	-	-	-	1	-	Faculty of Economics and Tourism, Pula
Fakultet za turistički i hotelski menadžment, Opatija	3	1	1	-	5	2	-	-	-	-	Faculty of Tourism and Hospitality Management, Opatija
Fakultet organizacije i informatike, Varaždin	1	-	2	1	3	-	2	-	3	-	Faculty of Organisation and Informatics, Varaždin
Pravni fakultet, Osijek	2	-	4	1	-	-	2	2	2	-	Faculty of Law, Osijek

1) Do 2003. Građevinski fakultet, Split
1) Faculty of Civil Engineering, Split until 2003.

26-20. DOKTORI ZNANOSTI NA VISOKIM UČILIŠTIMA (NSKO 6)
DOCTORS OF SCIENCE, AT INSTITUTIONS OF HIGHER EDUCATION (ISCED 6)
(nastavak)
(continued)

	2001.		2002.		2003.		2004.		2005.		
	ukupno Total	žene Women	ukupno Total	žene Women	ukupno Total	žene Women	ukupno Total	žene Women	ukupno Total	žene Women	
Pravni fakultet, Split	3	2	3	-	4	2	1	-	2	1	Faculty of Law, Split
Pravni fakultet, Zagreb	1	1	4	2	5	1	3	1	10	7	Faculty of Law, Zagreb
Fakultet političkih znanosti, Zagreb	4	2	-	-	3	2	4	1	1	-	Faculty of Political Sciences, Zagreb
Filozofski fakultet, Rijeka	1	1	1	1	1	-	3	1	3	2	Faculty of Philosophy, Rijeka
Filozofski fakultet, Zagreb	32	24	32	19	39	18	51	30	46	21	Faculty of Philosophy, Zagreb
Hrvatski studiji, Zagreb									1	-	Croatian Studies, Zagreb
Sveučilišni odjeli Sveučilišta u Zadru ²⁾	3	1	5	1	2	-	4	1	6	-	University Department of the University of Zadar ²⁾
Edukacijsko-rehabilitacijski fakultet, Zagreb	2	1	2	2	1	-	3	2	1	1	Faculty of Special Education and Rehabilitation, Zagreb
Kineziološki fakultet, Zagreb	1	-	4	-	3	1	1	-	3	1	Faculty of Kinesiology, Zagreb
Katolički bogoslovni fakultet, Zagreb	-	-	1	-	1	-	-	-	-	-	Catholic Theological Faculty, Zagreb
Filozofski fakultet Družbe Isusove, Zagreb	-	-	-	-	2	-	3	-	4	1	Faculty of Philosophy of the Society of Jesus, Zagreb
Muzička akademija, Zagreb	-	-	1	1	-	-	-	-	-	-	Academy of Music, Zagreb

2) Do 2003. Filozofski fakultet, Zadar

2) Faculty of Philosophy, Zadar until 2003.

26-21. DOKTORI ZNANOSTI PREMA ZNANSTVENIM PODRUČJIMA I POLJIMA DOKTORSKE DISERTACIJE¹⁾ (NSKO 6)
DOCTORS OF SCIENCE, BY SCIENTIFIC AREAS AND FIELDS OF DOCTORS DISSERTATIONS¹⁾ (ISCED 6)

	2001.		2002.		2003.		2004.		2005.		
	ukupno Total	žene Women	ukupno Total	žene Women	ukupno Total	žene Women	ukupno Total	žene Women	ukupno Total	žene Women	
Ukupno	255	125	314	151	321	125	357	150	385	174	Total
Prirodne znanosti	53	32	58	38	67	28	62	29	83	60	Natural sciences
Biologija	15	12	24	19	24	13	14	11	34	26	Biology
Fizika	8	4	12	5	10	3	13	2	11	6	Physics
Geoznanost	2	1	4	1	8	1	5	3	12	7	Geological science
Kemija	21	11	15	10	23	10	18	9	19	16	Chemistry
Matematika	7	4	3	3	2	1	12	4	7	5	Mathematics
Tehničke znanosti	56	18	63	13	59	8	91	19	74	15	Engineering
Arhitektura i urbanizam	2	-	7	3	5	1	-	-	1	1	Architecture and town planning
Brodogradnja	1	1	1	-	1	-	1	-	1	-	Naval Architecture
Elektrotehnika	18	4	14	-	14	2	31	3	24	5	Electrical engineering
Geodezija	3	1	2	-	-	-	-	-	-	-	Geodesy
Građevinarstvo	5	2	7	3	5	1	15	6	14	4	Civil engineering
Grafička tehnologija	-	-	-	-	2	1	1	1	1	1	Graphic technology
Kemijsko inženjerstvo	5	5	3	1	7	3	6	2	3	2	Chemical engineering
Računalstvo	3	-	6	3	-	-	6	-	6	-	Computer sciences
Rudarstvo, nafta i geološko inženjerstvo	2	1	4	-	2	-	3	-	3	-	Mining, petroleum and geological engineering
Strojarstvo	13	2	14	2	10	-	15	3	14	1	Mechanical engineering
Tehnologija prometa i transport	2	-	3	-	13	-	11	3	7	1	Technology of transport and traffic
Tekstilna tehnologija	2	2	-	-	-	-	2	1	-	-	Textile engineering
Druge temeljne tehničke znanosti	-	-	2	1	-	-	-	-	-	-	Other basic technical sciences

1) Od 2001. Klasifikacija znanstvenih područja i polja (NN, br. 29/97., 135/97., 8/00., 30/00.)

1) Since 2001, the Classification of Fields of Science (NN, Nos. 29/97, 135/97, 8/2000 and 30/2000).

26-21. DOKTORI ZNANOSTI PREMA ZNANSTVENIM PODRUČJIMA I POLJIMA DOKTORSKE DISERTACIJE¹⁾ (NSKO 6)
DOCTORS OF SCIENCE, BY SCIENTIFIC AREAS AND FIELDS OF DOCTORS DISSERTATIONS¹⁾ (ISCED 6)

(nastavak)
(continued)

	2001.		2002.		2003.		2004.		2005.		
	ukupno Total	žene Women	ukupno Total	žene Women	ukupno Total	žene Women	ukupno Total	žene Women	ukupno Total	žene Women	
Biomedicina i zdravstvo	68	32	88	47	90	46	94	46	88	36	<i>Biomedicine and Health</i>
Temeljne medicinske znanosti	12	8	13	10	14	8	10	4	13	7	<i>Basic medical sciences</i>
Kliničke medicinske znanosti	32	9	50	19	40	19	54	27	51	18	<i>Clinical medicine</i>
Javno zdravstvo i zdravstvena zaštita	7	5	6	4	5	2	4	1	5	4	<i>Public health and health care</i>
Veterinarska medicina	5	2	4	4	12	8	12	8	10	2	<i>Veterinary medicine</i>
Stomatologija	7	4	10	5	11	3	8	1	5	2	<i>Dental medicine</i>
Farmacija	4	4	5	5	8	6	6	5	4	3	<i>Pharmacy</i>
Ostale medicinske znanosti	1	-	-	-	-	-	-	-	-	-	<i>Other medical sciences</i>
Biotehničke znanosti	20	9	22	11	26	9	24	13	1	1	<i>Biotechnical sciences</i>
Agronomija	13	7	14	8	11	5	16	9	1	1	<i>Agronomy</i>
Šumarstvo	7	2	7	2	4	-	3	1	-	-	<i>Forestry</i>
Biotehnologija	-	-	-	-	4	1	-	-	-	-	<i>Biotechnology</i>
Prehrambena tehnologija	-	-	1	1	7	3	5	3	-	-	<i>Food technology</i>
Društvene znanosti	32	17	54	25	52	24	37	18	48	22	<i>Social sciences</i>
Ekonomija	7	2	23	14	16	10	9	5	22	12	<i>Economics</i>
Pravo	6	3	11	3	8	3	5	2	13	7	<i>Law</i>
Politologija	4	2	-	-	3	2	4	1	1	-	<i>Political science</i>
Informatika	2	1	2	1	8	3	6	3	3	-	<i>Information science</i>
Sociologija	2	1	3	1	7	1	2	2	1	-	<i>Sociology</i>
Psihologija	5	5	5	3	6	4	2	1	1	-	<i>Psychology</i>
Odgojne znanosti (pedagogija i defektologija)	5	3	9	3	4	1	8	3	6	2	<i>Education (pedagogy and special education)</i>
Socijalna geografija i demografija	1	-	1	-	-	-	-	-	-	-	<i>Social geography and demography</i>
Socijalna djelatnost	-	-	-	-	-	-	1	1	1	1	<i>Social work</i>
Humanističke znanosti	26	17	29	17	27	10	49	25	55	24	<i>Humanities</i>
Povijest	5	2	5	3	7	1	9	6	16	4	<i>History</i>
Arheologija	4	3	4	-	1	1	4	1	4	1	<i>Archaeology</i>
Jezikoslovlje	10	8	4	3	6	5	13	8	21	14	<i>Linguistics</i>
Filozofija	-	-	2	1	4	1	6	-	2	1	<i>Philosophy</i>
Umjetnost	-	-	1	1	-	-	-	-	3	-	<i>Art</i>
Etnologija i antropologija	2	1	-	-	3	-	5	3	1	1	<i>Ethnology and anthropology</i>
Teologija	-	-	1	-	-	-	1	-	-	-	<i>Theology</i>
Književnost	4	3	8	7	5	2	10	7	5	2	<i>Literature</i>
Povijest umjetnosti	1	1	4	2	1	-	1	-	3	1	<i>History of arts</i>

26-22. DJEČJI VRTIĆI I DRUGE PRAVNE OSOBE KOJE OSTVARUJU PROGRAME PREDŠKOLSKOG ODGOJA, DJECA I ZAPOSLENI (NSKO 0)
 KINDERGARTENS AND OTHER LEGAL ENTITIES IMPLEMENTING PRE-SCHOOL EDUCATION PROGRAMMES, CHILDREN AND PERSONS
 IN EMPLOYMENT (ISCED 0)

	Dječji vrtići i druge pravne osobe <i>Kindergartens and other Legal entities</i>				Djeca <i>Children</i>			Zaposleni <i>Persons in employment</i>		
	ukupno <i>Total</i>	državni <i>State</i>	privatni <i>Private</i>	vjerski <i>Religious</i>	ukupno <i>Total</i>	dječaci <i>Boys</i>	djevojčice <i>Girls</i>	ukupno <i>Total</i>	muškarci <i>Men</i>	žene <i>Women</i>
1996./1997.	960	870	48	42	81 893	42 790	39 103	10 677	429	10 248
1997./1998.	980	886	52	42	84 467	44 110	40 357	11 203	432	10 771
1998./1999.	1 003	899	58	46	84 278	44 062	40 216	11 539	456	11 083
1999./2000.	1 034	910	72	52	86 755	45 453	41 302	11 584	478	11 106
2000./2001.	1 036	911	74	51	86 202	45 132	41 070	11 531	465	11 066
2001./2002.	1 051	918	81	52	87 592	46 118	41 474	11 855	451	11 404
2002./2003.	1 067	920	93	54	89 107	46 390	42 717	12 120	451	11 669
2003./2004.	1 067	914	97	56	89 212	46 464	42 748	12 495	464	12 031
2004./2005.	1 190	990	146	54	104 987	54 378	50 609	12 768	470	12 298
2005./2006.	1 205	1 004	150	51	106 111	55 063	51 048	13 137	484	12 653

26-23. DJEČJI VRTIĆI I DRUGE PRAVNE OSOBE KOJE OSTVARUJU PROGRAME PREDŠKOLSKOG ODGOJA, POČETAK PEDAGOŠKE GODINE 2005./2006.
 KINDERGARTENS AND OTHER LEGAL ENTITIES IMPLEMENTING PRE-SCHOOL EDUCATION PROGRAMMES, BEGINNING OF 2005/2006
 SCHOOL YEAR

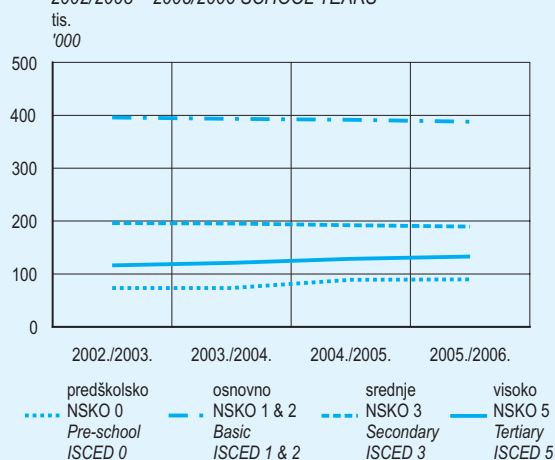
	Dječji vrtići i druge pravne osobe <i>Kindergartens and other Legal entities</i>	Djeca <i>Children</i>			Djeca koja dnevno borave, sati <i>Children's daily stay, hours</i>			Zaposleni <i>Persons in employment</i>			
		ukupno <i>Total</i>	dječaci <i>Boys</i>	djevojčice <i>Girls</i>	manje od 5 <i>Up to 5</i>	od 5 do 8 <i>5 - 8</i>	8 i dulje <i>8 and longer</i>	ukupno <i>Total</i>	muškarci <i>Men</i>	žene <i>Women</i>	
Ukupno	1 205	106 111	55 063	51 048	17 642	20 460	68 009	13 137	484	12 653	<i>Total</i>
Državni	1 004	95 143	49 394	45 749	16 477	17 964	60 702	11 810	455	11 355	<i>State</i>
Privatni	150	8 174	4 181	3 993	1 112	1 792	5 270	962	26	936	<i>Private</i>
Vjerskih zajednica	51	2 794	1 488	1 306	53	704	2 037	365	3	362	<i>Managed by religious communities</i>

26-24. UČENIČKI I STUDENTSKI DOMOVI
 BOARDING HOMES FOR PUPILS AND STUDENTS

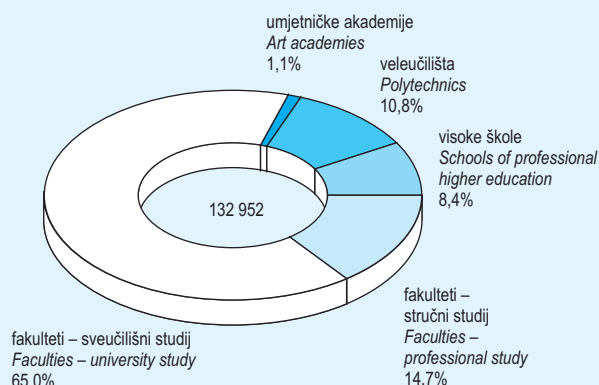
		2001./2002.	2002./2003.	2003./2004.	2004./2005.	2005./2006.		
ustanove		49	49	50	49	49	<i>Institutions</i>	
ukupno korisnici		7 428	7 663	7 705	7 572	7 650	<i>Total users</i>	
Učenički domovi	muškarci	3 896	4 037	3 957	3 819	3 841	<i>Men</i>	<i>Pupils' boarding homes</i>
	žene	3 532	3 626	3 748	3 753	3 809	<i>Women</i>	
	odgojitelji	329	320	332	336	322	<i>Educators</i>	
ustanove		10	11	12	12	14	<i>Institutions</i>	
ukupno korisnici		8 864	9 067	9 080	9 195	9 820	<i>Total users</i>	
Studentski domovi	muškarci	3 582	3 594	3 488	3 581	3 827	<i>Men</i>	<i>Students' boarding homes</i>
	žene	5 282	5 473	5 592	5 614	5 993	<i>Women</i>	

G 26-1. UPISANA DJECA, UČENICI I STUDENTI PREMA RAZINAMA OBRAZOVANJA OD ŠK. G. 2002./2003. DO 2005./2006.

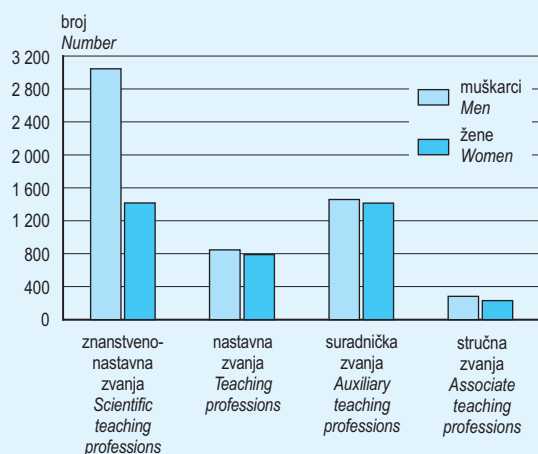
CHILDREN, PUPILS AND STUDENTS ENROLLED, BY LEVEL OF EDUCATION, 2002/2003 – 2005/2006 SCHOOL YEARS



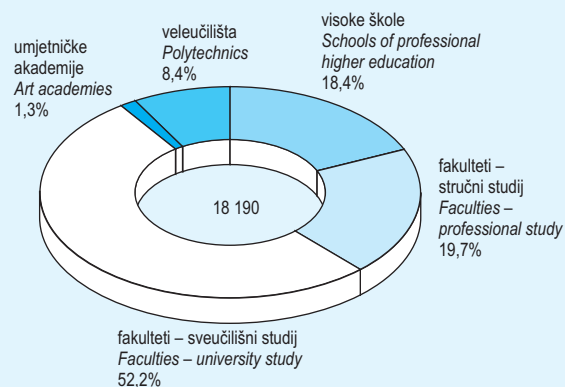
G 26-2. UPISANI STUDENTI NA VISOKIM UČILIŠTIMA U AK. G. 2005./2006.
STUDENTS ENROLLED AT INSTITUTIONS OF HIGHER EDUCATION, 2005/2006 ACADEMIC YEAR



G 26-3. NASTAVNICI I SURADNICI U NASTAVI NA VISOKIM UČILIŠTIMA PREMA SPOLU I ZVANJU U AK. G. 2005./2006.
ACADEMIC STAFF AT INSTITUTIONS OF HIGHER EDUCATION, BY SEX AND PROFESSION, 2005/2006 ACADEMIC YEAR



G 26-4. STUDENTI DODIPLOMSKOG STUDIJA KOJI SU DIPLOMIRALI NA VISOKIM UČILIŠTIMA PREMA VRSTAMA VISOKIH UČILIŠTA U 2005.
UNDERGRADUATED STUDENTS WHO GRADUATED FROM INSTITUTIONS OF HIGHER EDUCATION, BY TYPE OF INSTITUTION, 2005



G 26-5. MAGISTRI ZNANOSTI TE MAGISTRI I DOKTORI ZNANOSTI OD 2001. DO 2005.
MASTERS OF SCIENCE AND MASTERS AND DOCTORS OF SCIENCE, 2001 – 2005

