

20. TRANSPORT I KOMUNIKACIJE

TRANSPORT AND COMMUNICATION

METODOLOŠKA OBJAŠNENJA

NOTES ON METHODOLOGY

Izvori i metode prikupljanja podataka

Podaci o prijevozu, pratećim i pomoćnim djelatnostima u prijevozu te poštanskim, kurirskim i telekomunikacijskim uslugama prikupljeni su izvještajnom metodom, tjednim, mjesečnim, tromjesečnim ili godišnjim statističkim izvještajima. Podaci su prikazani prema NKD-u 2002., područje I, i odnose se na željeznički prijevoz, ostali kopneni prijevoz (cestovni), pomorski i obalni prijevoz, prijevoz unutrašnjim vodenim putovima, zračni prijevoz i cjevovodni transport. Prikazani su podaci o pratećim i pomoćnim djelatnostima u prijevozu (prekrcaj, rad morskih luka, rad luka unutrašnjih vodenih putova i rad zračnih luka) te poštanske, kurirske i telekomunikacijske usluge. Podaci o duljini i vrsti cesta prikupljeni su od Hrvatskih cesta d. o. o. Podaci o broju registriranih cestovnih motornih i priključnih vozila, vozača i prometnih nesreća prikupljeni su od Ministarstva unutarnjih poslova Republike Hrvatske.

Sources and methods of data collection

Data on transport, supporting and auxiliary activities in transport and postal, courier and telecommunication services are for the most part obtained from monthly, quarterly and annual statistical reports. Data are presented according to the NKD 2002., section I and relate to: railway transport, other land transport (road), sea water and coastal transport, inland water transport, air transport and transport via pipelines. Data are presented on supporting and auxiliary activities in transport (cargo transshipment, activity in seaports, activity in ports of inland water transport, activity at airports) and postal, courier and telecommunication services. Data on the length and type of roads have been taken over from the Croatian Roads. Data on registered motor vehicles and trailers, drivers and road accidents are supplied by the Ministry of the Interior of the Republic of Croatia.

Obuhvat i usporedivost

Podaci o željezničkoj infrastrukturi, prijevoznim sredstvima te prijevozu putnika i robe odnose se na rad pravnih osoba koje su upisane u Registar poslovnih subjekata u Državnom zavodu za statistiku, a obavljaju željeznički prijevoz putnika i robe. Podaci o željezničkom prijevozu putnika obuhvaćaju i gradski prijevoz putnika.

Coverage and comparability

Data on railway infrastructure, transport equipment, transport of passengers and goods refer to the activity of legal entities registered in the Register of Business Entities of the Central Bureau of Statistics that are engaged in railway transport of passengers and goods. Also included is the urban transport of passengers.

Podaci o cestovnom prijevozu putnika odnose se na rad poslovnih subjekata koji se bave prijevozom putnika autobusima.

Data on road transport of passengers relate to activity of business entities that are engaged in transport of passengers by buses.

Od 2001. podaci o cestovnom prijevozu robe odnose se na rad poslovnih subjekata koji raspoložu cestovnim teretnim vozilima registriranima kod Ministarstva unutarnjih poslova i bave se prijevozom robe u javnom prijevozu ili za vlastite potrebe.

Since 2001, data on road transport of goods have related to activity of business entities engaged in transport of goods for hire or reward or for own account that dispose of road goods vehicles, which are registered with the Ministry of the Interior.

Istraživanje se provodi metodom uzorka, tjednim praćenjem rada uzorkom izabranih vozila.

The random sample method is used to carry out the survey. Vehicles selected into the sample are monitored during the period of one week.

Statističke jedinice jesu cestovna teretna motorna vozila (uključujući tegljače) nosivosti veće od 3 500 kg, registrirana kod Ministarstva unutarnjih poslova. Izvještajne jedinice jesu poslovni subjekti (pravne i fizičke osobe) koji su vlasnici ili korisnici cestovnoga teretnoga motornog vozila izabrana uzorkom.

Statistical units are goods road motor vehicles (including road tractors) with a loading capacity of over 3 500 kg, which are registered with the Ministry of the Interior. Reporting units are business entities (legal entities and natural persons) owning or just using a goods road motor vehicle selected into the sample.

Podaci o gradskom prijevozu odnose se na rad poslovnih subjekata koji obavljaju gradski prijevoz (tramvajima i autobusima) u gradskim i prigradskim naseljima.

Data on transport in urban areas include the activity of business entities engaged in providing transport (by tramways and buses) in urban and suburban areas.

Podaci o cestovnom graničnom prometu motornih vozila obuhvaćaju sva cestovna motorna vozila, putnike i robu koji su prešli granicu i ušli u Republiku Hrvatsku odnosno izašli iz Republike Hrvatske. Uključena su vozila i putnici u tranzitu.

Data on road cross-border traffic of motor vehicles cover all road motor vehicles, passengers and goods entering and leaving the territory of the Republic of Croatia, including vehicles and passengers in transit.

Podaci o cestovnom graničnom prometu osobnih vozila, autobusa i putnika te podaci o graničnom prometu putnika u željezničkom, pomorskom i zračnom prijevozu prikupljeni su iz evidencije granične policije Ministarstva unutarnjih poslova. Izvor podataka za cestovni granični promet teretnih motornih vozila i robe jest evidencija Carinske uprave.

Data on cross-border road traffic of passenger cars, buses and passengers, as well as data on cross-border traffic of passengers in railways, sea water and air transport are collected from records of the border police of the Ministry of the Interior. Data source for cross-border traffic of freight motor vehicles and goods are the records of the Customs Administration Office.

Podaci o cjevovodnom transportu odnose se na rad pravnih osoba koje su upisane u Registar poslovnih subjekata u Državnom zavodu za statistiku. Cjevovodni transport obuhvaća transport nafte i transport plina.

Data on pipeline transport relate to the activities of legal entities registered in the Register of Business Entities of the Central Bureau of Statistics. Pipeline transport includes transport of oil and gas.

Podaci o pomorskom i obalnom prijevozu odnose se na rad poslovnih subjekata koji se bave pomorskim prijevozom. Istraživanjem su obuhvaćene sve pravne osobe koje raspoložu teretnim brodovima tonaže veće od 1 000 GT odnosno putničkim brodovima tonaže veće od 600 GT.

Data on seawater and coastal transport relate to the activities of business entities which are engaged in seawater transport. Including all legal entities that dispose of cargo ships of over 1 000 GT and passenger ships of over 600 GT.

Podaci o prijevozu robe na unutrašnjim vodenim putovima odnose se na rad

Data on inland water transport relate to the operation of business entities which are engaged in inland water transport.

poslovnih subjekata koji se bave prijevozom robe unutrašnjim vodenim putovima.

Podaci o zračnom prijevozu odnose se na rad pravnih osoba koje su upisane u Registar poslovnih subjekata u Državnom zavodu za statistiku, a bave se zračnim prijevozom putnika i robe. Podaci se prate od 1991.

Podaci o pratećim djelatnostima prekrcajnih usluga odnose se na rad pravnih osoba koje su upisane u Registar poslovnih subjekata Državnog zavoda za statistiku, a bave se prekrcajem u morskim lukama, lukama unutrašnjih voda (pristaništima), na željezničkim kolodvorima i ostalim mjestima.

Podaci koji se odnose na promet u morskim lukama obuhvaćaju prispjele i otputovale putnike te prispjelu i otpremljenu robu brodovima domaćih i stranih zastava te se odnose na rad svih morskih luka u Republici Hrvatskoj. Obuhvaćeni su svi brodovi čija je duljina veća od 12 m i bruto tonaža veća od 15 ili su ovlašteni prevoziti više od 12 putnika. Od 2004. primjenjuje se nova metodologija te je znatno poboljšan obuhvat unutrašnjeg prometa i podaci nisu usporedivi s prijašnjim godinama.

Podaci o prometu brodova, putnika i robe po lučkim kapetanijama i lukama odnose se na statističke luke. Pri definiranju statističke luke kao polazna osnova uzet je već postojeći definirani sustav lučkih ispostava. Podatak za svaku statističku luku sadržava i podatke za sve izvještajne luke koje su u djelokrugu dotične statističke luke. Podaci o prometu putnika uključuju i putnike na brodovima za kružna putovanja (tzv. cruiseri).

Podaci o pratećim djelatnostima na unutrašnjim vodenim putovima odnose se na rad luka unutrašnjih vodenih putova, a obuhvaćaju robu prispjelu i otpremljenu brodovima domaćih i stranih zastava. Podatke dostavljaju kapetanije luka unutrašnjih vodenih putova. Kako bi se postigla međunarodna usporedivost podataka u području prijevoza unutrašnjim vodenim putovima i prometa u lukama na unutrašnjim vodenim putovima u 2005. je promijenjen obuhvat istraživanja pa je došlo do prekida vremenske serije. Podaci nisu usporedivi s prijašnjim godinama.

Podaci o pratećim djelatnostima u zračnom prijevozu obuhvaćaju rad zračnih luka: prihvat zrakoplova, putnika i robe. Obuhvaćeni su domaći i strani zrakoplovi.

Podatke o poštanskim i kurirskim uslugama dostavljaju pravne osobe koje su upisane u Registar poslovnih subjekata Državnog zavoda za statistiku, a bave se poštanskim i kurirskim uslugama. Pismo i paketne pošiljke obuhvaćaju broj pismo i paketnih pošiljaka prispjelih u unutrašnjem prometu te prispjelih i otpremljenih u međunarodnom prometu.

Podaci o telekomunikacijskim uslugama odnose se na rad pravnih osoba koje su upisane u Registar poslovnih subjekata Državnog zavoda za statistiku, a bave se telekomunikacijskim uslugama.

Podaci o broju ozlijeđenih i poginulih osoba u prometnim nesrećama, dobiveni od MUP-a, obuhvaćaju sve sudionike prometnih nesreća na teritoriju Republike Hrvatske bez obzira na državljanstvo. Osobom poginulom u prometnoj nesreći smatra se svaka osoba smrtno stradala na mjestu nesreće i umrla do 30 dana od posljedica nesreće na teritoriju Republike Hrvatske, bez obzira na državljanstvo.

Definicije

Prijevoz uz naknadu ili nagradu u cestovnom prijevozu (javni prijevoz) jest prijevoz ljudi i robe koji se obavlja uz naknadu u ime trećih osoba.

Prijevoz za vlastite potrebe u cestovnom prijevozu jest prijevoz koji se ne obavlja uz naknadu ili nagradu.

Putnik je svaka osoba koja putuje u cestovnom, željezničkom, vodenom ili zračnom prijevoznom sredstvu isključujući uslužno osoblje vlaka, autobusa,

Data on air transport relate to the operation of legal entities registered in the Register of Business Entities of the Central Bureau of Statistics, which are engaged in air transport of goods and passengers. They have been monitored since 1991.

Data on supporting and auxiliary transshipment activities relate to the operation of legal entities registered in the Register of Business Entities of the Central Bureau of Statistics, which are engaged in transshipment in sea ports, inland waterway ports (landing places), railway stations and other places.

Data on traffic in seaports include arrivals and departures of passengers and on loaded and unloaded goods on ships under domestic and foreign flags and relate to activities in all seaports in the Republic of Croatia. This covers all ships with length of more than 12 m and of over 15 gross tonnage or those authorised to carry more than 12 passengers. Since 2004, a new methodology has been applied, so data are not comparable to previous years and the statistical coverage of domestic traffic has been significantly improved.

Data on traffic of ships, passengers and goods according to harbour master's offices refer to statistical ports. An already existing „port system“ of branch offices of harbour master's offices has been used as the initial base on defining „statistical ports“. The data on each statistical port include also the data of all ports under competence of statistical port concerned. Data on traffic of passengers include passengers on cruise ships.

Data on supporting and auxiliary activities in inland water transport relate to the operation of inland water ports that include arrivals and departures of goods on both domestic and foreign vessels. The data are supplied by harbour master's offices. In order to obtain the international comparability of data the coverage of survey has been changed in the area of goods transport in inland waterways and inland waterway ports in 2005 leading to the break in time series. Data are not comparable with previous years.

Data on supporting and auxiliary activities in air transport relate to the operation of airports: receipt of aircrafts, passengers and goods. Included are both foreign and domestic aircrafts.

Data on postal and courier services are supplied by legal entities registered in the Register of Business Entities of the Central Bureau of Statistics, which are engaged in postal and courier services. Letter and parcel postal services include the number of letters arrived in domestic traffic, as well as those arrived and sent in international traffic.

Data on communication services relate to activities of legal entities registered in the Register of Business Entities of the Central Bureau of Statistics, which are engaged in communication services.

Data on killed and injured persons in traffic accidents, submitted by the Ministry of the Interior, comprise all participants of traffic accidents on the territory of the Republic of Croatia, irrespective of their citizenship. A person killed in a traffic accident is any person killed on the spot or died on the territory of the Republic of Croatia within 30 days from effects of a traffic accident, irrespective of citizenship.

Definitions

Transport for hire or reward in road transport is the carriage for remuneration, of persons or goods, on behalf of third parties.

Transport on own account in road transport is a transport that is not for hire or reward.

Passenger is any person who makes a voyage on road, rail, seawater and air transport equipment, excluding service staff.

tramvaja, broda, zrakoplova i teretnih prijevoznih sredstava.

Prijevoz putnika (s obzirom na prijelaz državne granice) dijeli se na unutrašnji i međunarodni.

Unutrašnji prijevoz obuhvaća prijevoz putnika obavljen između mjesta ukrcaja i mjesta iskrcanja unutar granica Republike Hrvatske.

Međunarodni prijevoz obuhvaća prijevoz putnika između mjesta ukrcaja u Republici Hrvatskoj i mjesta iskrcanja u inozemstvu i obratno te prijevoz obavljen između dva mjesta u inozemstvu.

Pod **robom** se podrazumijeva svaka roba koja se prevozi željezničkim, cestovnim, vodenim, zračnim prijevoznim sredstvima i transportira cijevovodima.

Prijevoz robe dijeli se na sljedeće kategorije:

Unutrašnji prijevoz podrazumijeva prijevoz robe obavljen između ukrcajnih i iskrcajnih mjesta unutar granica Republike Hrvatske.

Izvoz podrazumijeva prijevoz robe koja je ukrcana unutar granica Republike Hrvatske, a iskrcana u nekoj stranoj zemlji bez obzira na podrijetlo robe.

Uvoz podrazumijeva prijevoz robe koja je ukrcana izvan granica Republike Hrvatske, a iskrcana u Republici Hrvatskoj bez obzira na podrijetlo robe.

Tranzit bez prekrcanja (izravni) podrazumijeva prijevoz robe kroz hrvatski teritorij istom vrstom prijevoza između dva mjesta (mjesta ukrcaja i mjesta iskrcanja) koja se nalaze u drugoj zemlji ili drugim zemljama.

Tranzit s prekrcanjem podrazumijeva prijevoz robe kroz hrvatski teritorij između dva mjesta koja se nalaze u drugoj zemlji ili drugim zemljama s prekrcanjem robe u Hrvatskoj.

Putnički kilometar jest mjerna jedinica koja izražava prijevoz jednog putnika na udaljenosti od jednoga kilometra.

Tonski kilometar jest mjerna jedinica koja izražava prijevoz jedne tone robe na udaljenosti od jednoga kilometra.

Željeznički prijevoz

Građevinska duljina pruge jest duljina željezničke pruge mjerena po osi kolosijeka (pruge) od početne do završne točke građenja.

Inventurni park prijevoznih sredstava obuhvaća sva vlastita željeznička vozila koja dijelimo prema osnovnoj namjeni na ona koja se kreću svojom vlastitom snagom ili koja vuče drugo prijevozno sredstvo. Željeznička vozila koja se kreću vlastitom snagom obuhvaćaju lokomotive svih vrsta. Prijevozna sredstva podijeljena su prema namjeni na ona za prijevoz putnika i ona za prijevoz robe.

Lokomotivski (vozni) kilometri prijedeni su kilometri lokomotiva.

Vučeni brutotonski kilometar jest mjerna jedinica koja izražava kretanje na udaljenosti od jednoga kilometra jedne tone vozila i sadržaja isključujući masu vučnog vozila. Uključena je masa motornih kola.

Cestovni prijevoz

Državna cesta jest javna cesta koja povezuje cjelokupni teritorij Republike Hrvatske s mrežom europskih cesta, a ima najmanje dva prometna traka širine najmanje tri metra.

Županijska cesta jest javna cesta koja povezuje područje jedne ili više županija.

Lokalna cesta jest javna cesta koja povezuje područje grada i/ili općine.

If considered in terms of country borders, transport of passengers is divided into domestic and international one.

Domestic transport is conveying of passengers between the place of embarkment and the place of disembarkment within the borders of the country.

International transport is conveying of passengers between the place of embarkment in our country and the place of disembarkment abroad, or the other way round, as well as between two places in another country.

Goods are any goods moved on rail, road, sea and on navigable inland waterway, air transport equipment and via pipeline.

Transport of goods is divided into the following categories:

Domestic transport implies transport of goods between places of loading and unloading within the borders of the country.

Export implies transport of goods loaded in our country and unloaded in another country, irrespective of the origin of goods.

Import implies transport of goods loaded out of our country and unloaded in our country, irrespective of the origin of goods.

Transit without transshipment (direct transit) implies transport of goods through Croatian territory in the same means of transport between two places (a place of loading and a place of unloading), both located in another country or in other countries.

Transit with transshipment implies transport of goods through Croatian territory between two places, both located in another country or in other countries with transshipment of goods in Croatia.

Passenger kilometre is a unit of measure representing transport of one person over a distance of one kilometre.

Tonne kilometre is a unit of measure representing transport of one tonne over a distance of one kilometre.

Railway transport

The construction length of line is a distance measured between the beginning point to the final point of construction.

Rolling stock includes own railway vehicles that are basically divided according to their purpose, to those moving under their own power or hauled by other vehicles. Railway vehicles moving under their power comprise all types of locomotives. Transportation means are divided into the ones for carrying passengers and the ones for carrying goods.

Locomotive (train) kilometres are distances in kilometres travelled by locomotives.

Gross tonne-kilometre hauled is a unit of measure representing the movement over a distance of one kilometre of one tonne of vehicle and contents, excluding the weight of tractive vehicle. The weight of railcars is included.

Road transport

State road is a public road that connects the whole territory of the Republic of Croatia with the European roads network, consisting of at least two lanes not less than 3 m wide.

County road is a public road that connects the territory of one or more counties.

Autocesta je javna cesta posebno sagrađena i namijenjena isključivo prometu motornih vozila koja ima dva fizički odvojena kolnička traka (zeleni pojas, zaštitnu ogradu i sl.) za promet iz suprotnih smjerova s po najmanje dva prometna traka širine najmanje 3,5 m, bez raskrižja s poprečnim cestama i željezničkim ili tramvajskim prugama u istoj razini, u čiji se promet može uključiti odnosno isključiti samo određenim i posebno sagrađenim priključnim prometnim trakovima za ubrzavanje ili usporavanje odnosno priključnim rampama, kojom je omogućen siguran prometni tok vozila brzinom od najmanje 80 km/h i koja je kao autocesta označena propisanim prometnim znakom.

Međunarodna E-cesta javna je cesta međunarodnim aktom svrstana u mrežu međunarodnih cesta.

Vozilo na motorni pogon svako je vozilo koje se pokreće snagom vlastitog motora, osim vozila koja se kreću tračnicama. Vrste vozila na motorni pogon: moped, motocikl, osobni automobil, autobus, teretni automobil, kombinirani automobil, radni stroj, radno vozilo i traktor.

Granični promet

Granični prijelaz jest mjesto namijenjeno prijelazu državne granice.

Granični prijelazi za međunarodni promet namijenjeni su graničnom prometu građana Republike Hrvatske i građana drugih zemalja.

Granični prijelazi za međudržavni promet namijenjeni su graničnom prometu građana Republike Hrvatske i građana susjednih zemalja.

Pomorski prijevoz

Luke su posebno sagrađena mjesta na morskoj obali u kojima se ukrcajavu i iskrcavaju putnici i teret.

Brod je plovni objekt namijenjen za plovidbu morem čija je duljina veća od 12 m i bruto tonaža veća od 15 ili je ovlašten prevoziti više od 12 putnika.

Putničkim brodovima smatraju se svi brodovi koji imaju više od 12 putničkih mjesta.

Teretnim brodovima smatraju se brodovi namijenjeni ponajprije prijevozu tereta, a nemaju više od 12 putničkih mjesta.

Kapacitet brodova iskazuje se u sljedećim jedinicama:

GT (bruto tonaža) jest mjerna jedinica koja iskazuje zapremninu ukupnoga zatvorenog prostora broda.

kW jest mjerna jedinica za optimalnu snagu brodskih motora.

DWT je nosivost broda, odnosno dopuštena težina tereta koji se može istodobno smjestiti na brod.

Putnička milja jest mjerna jedinica koja izražava prijevoz jednog putnika na udaljenosti od jedne morske milje.

Tonska milja jest mjerna jedinica koja izražava prijevoz jedne tone robe na udaljenosti od jedne morske milje. Tonske milje preračunavaju se u tonske kilometre prema omjeru 1 milja = 1 852 metra.

Zračni prijevoz

Bruto nosivost jest razlika ukupne težine zrakoplova pri polijetanju i bazne težine zrakoplova.

Neto nosivost ili raspoloživa korisna nosivost zrakoplova plaćeni je kapacitet zrakoplova predviđen za prijevoz putnika, prtljage, robe i pošte. Broj radnih letova odnosi se na komercijalne redovite i izvanredne letove.

Prijevoz tereta obuhvaća prijevoz robe i pošte u domaćem i međunarodnom prijevozu.

Local road is a public road that connects the territories of a town (city) and/or municipality.

Motorway is a public road specially built and intended for the traffic of motor vehicles, having two non-adjoining carriage ways for traffic (green area, protective fence, etc.) in either direction with at least two lanes not less than 3.5 m wide, no crossing with roads, railways or tramways on the same level and with specially constructed lanes for speeding or slowing down and junctions for access or exit which make traffic safer and easier at speed of at least 80 km/h; the motorway is marked with a prescribed traffic sign.

International E-road is a public road included in the international road network under international agreements.

Motor vehicle is a vehicle that drives by using its own means of propulsion, except for the vehicles on rails. Types of motor vehicles: moped, motorcycle, passenger car, bus, goods road vehicle, light van, work engine, work vehicle, road tractor.

Border traffic

Border crossing is a place intended for crossing the state border.

Border crossings for international traffic are intended for cross-border traffic of citizens of Republic of Croatia and citizens of other countries.

Border crossings for interstate traffic are intended for cross-border traffic of citizens of Republic of Croatia and citizens of the neighbouring countries.

Seawater transport

Ports are places especially built on a seaside for loading and unloading goods and passengers.

Ship is seagoing vessel designed for navigation at sea with length more than 12 m and more than 15 GT or authorised for transport more than 12 passengers.

Passenger vessels are all vessels with 12 passenger seats and over.

Cargo ships are ships for the carriage of cargo and have up to 12 passenger seats.

Carrying capacity of ships is expressed in the following units:

GT (gross tonnage) is unit of measure expressing a total closed space below and above ship deck.

kW is a unit of measure for optimum power of ship engines.

DWT represents a maximum load of a ship, that is, total weight allowed.

Passenger mile is a unit of measure representing a transport of one passenger over a distance of one sea mile.

Tonne-mile is a unit of measure representing a transport of one tonne of goods over a distance of one sea mile. Tonne miles are converted into tonne-kilometres by the ratio 1 mile = 1 852 meters.

Air transport

Gross carrying capacity is a difference between its maximum permitted weight at take-off and its basic weight.

Net carrying capacity or available useful capacity is a paid capacity of an aircraft intended for transport of passengers, luggage, cargo and posts. Number of working flights refers to commercial regular and special flights.

Freight transport includes goods and mail transport in the domestic and international transport.

Roba izražava težinu prevezene robe osim pošte, zaliha i prtljage uključujući ekspresne i diplomatske torbe, ali ne i prtljagu putnika.

Goods are considered a weight carried, other than mail, stocks and baggage, an also including express and diplomatic bags, but not passengers' baggage.

Pošta izražava pismovne pošiljke i druge predmete prevezene zrakoplovom koji su dostavljeni od ili su namijenjeni za dostavu poštanskoj administraciji.

Mail is considered mail items and other objects carried by aircraft that are delivered by or are intended to be delivered to the postal administration.

Telekomunikacije

Broj glavnih telefonskih linija u fiksnoj telefoniji jednak je zbroju priključaka POTS (analognih priključaka), priključaka ISDN (jedan priključak ISDN BRA = 2B + D kanal), priključak ISDN PRA = do 30 kanala) i priključaka FGSM (priključak koji simulira standardni telefonski priključak koristeći se GSM tehnologijom – upotrebljava se tamo gdje zbog određenih razloga nije moguće uvesti standardnu telefonsku liniju).

Telecommunications

Number of main telephone lines are presented with the total sum of POTS (analogue) telephone lines, ISDN lines (one ISDN BRA line = 2B + D channels; ISDN PRA line = up to 30 channels) and FGSM lines (line that simulates a standard telephone line using GSM technology. It is used when implementation of a standard telephone line is not possible).

POTS – klasična telefonska mreža

POTS – Plain Old Telephone System

ISDN – digitalna mreža integriranih usluga (uskopojasna)

ISDN – Integrated Services Digital Network

BRA – bazni pristup ISDN-u. Obuhvaća 2 korisnička kanala širina po 64 kb/s i jedan signalizacijski kanal.

BRA – Basic Rate Access

PRA – primarni pristup ISDN-u. Obuhvaća 30 korisničkih kanala širine po 64 kb/s i jedan signalizacijski kanal.

PRA – Primary Rate Access

DSL – skup digitalnih širokopojasnih transmisijskih tehnika

DSL – Digital Subscriber Line

GSM – standard digitalne mobilne telefonije

GSM – Global System for Mobile Communication

SMS – kratka tekstualna poruka

SMS – Short Message Service

MMS – poruke koje uključuju i multimedijske sadržaje (npr. slike, glazbu)

MMS – Multimedia Messaging Service

Prekrcaj

Transshipment

Prekrcane tone robe jesu one tone robe koje se iskrcavaju, ukrcavaju ili izravno prekrcaju, a u statistici se evidentiraju samo jedanput.

Transshipment tonnes are tonnes of goods loaded, unloaded or directly transhipped, but in statistics they are registered only once, irrespective of multiple transfers.

Izmanipulirana tona (tona operacije) jedinica je radnog učinka koja predstavlja zbroj operacija evidentiranih prema načinu na koji su izvršene (ukrcaj, iskrcaj, direktni prekrcaj i premještanje).

Manipulated tonne (tonne of operation) is a unit of working effect representing a sum of operations registered by kind (loading, unloading, direct transshipment and transfer).

STATISTIČKE PUBLIKACIJE

STATISTICAL PUBLICATIONS

Statistička izvješća

Statistical Reports

285 R; 329 R,ZO,O; 363 R,ZO,O; 400 R,ZO,O; 439 R,ZO; 477 R,ZO; 515 R,ZO,O; 562 R,ZO,O; 601 R,ZO,O; 628 R,ZO,O; 665 R; 707 R; 743 R; 786 R; 823 R; 857 R,O; 906 R,O; 940 R,Ž; 968 R,Ž; 1001 R,Ž; 1029 R,Ž; 1030 R,Ž; 1031 R,Ž; 1057 R,Ž; 1080 R,Ž; 1106 R,Ž; 1136 R,Ž; 1164 R,Ž; 1197 R,Ž; 1230 R,Ž; 1231 R,Ž; 1266 R,Ž; 1298 R,Ž; 1327 R,Ž.

285 R; 329 R,AM,M; 363 R,AM,M; 400 R,AM,M; 439 R,AM; 477 R,AM; 515 R,AM,M; 562 R,AM,M; 601 R,AM,M; 628 R, AM,M; 665 R; 707 R; 743 R; 786 R; 823 R; 857 R,M; 906 R,M; 940 R,C; 968 R,C; 1001 R,C; 1029 R,C; 1030 R,C; 1031 R, C; 1057 R,C; 1080 R,C; 1106 R,C; 1136 R,C; 1164 R,C; 1197 R,C; 1230 R,C; 1231 R,C; 1266 R,C; 1298 R,C; 1327 R,C.

Studije i analize

Studies and analyses

71. Milan Tojagić:
Analiza po granama prometa u SR Hrvatskoj za 1988.
82. Danica Pikec:
Analiza međunarodnih tokova robe i putnika u cestovnom prometu u 1996.

71. Milan Tojagić:
Analysis by Traffic Trade Branches in SR Croatia for 1988
82. Danica Pikec:
Analysis of International Flows of Goods and Passengers in Road Transport in 1996

Metodološke upute

Methodologies

3. Cestovni prijevoz

- 3 Road Transport

TRANSPORT I KOMUNIKACIJE
TRANSPORT AND COMMUNICATION

4. Prekrcaj	4 <i>Transshipment</i>
6. Cestovni prijevoz za vlastite potrebe	6 <i>Road Transport for Own-Account</i>
9. Brojenje prometa na E-cestama	9 <i>Road Traffic Count on E-roads</i>
10. Indeksi fizičkog obujma usluga u hrvatskom prometnom sustavu	10 <i>Index of Total Volume of Transport in the Croatian Transportation System</i>
16. Gradski prijevoz	16 <i>Urban Traffic</i>
30. Metodološki priručnik za statistiku transporta	30 <i>Methodological Manual for Transport Statistics</i>
51. Priručnik za provedbu statističkog istraživanja Prijava o dolasku broda u luku i odlasku broda iz luke	51 <i>Manual for Carrying Out Statistical Survey Report on Arrivals and Departures of Ships into and from Sea Ports</i>

Izvanredna izdanja

Pojmovnik za statistiku prometa

Special Editions

Glossary for Transport Statistics (EUROSTAT)

Pojmovnik za statistiku prometa. Drugo, dopunjeno izdanje

Glossary for Transport Statistics. Second edition (EUROSTAT)

Transport i komunikacije u brojkama 1975., 1980., 1985., 1990. – 2001.

Transport and Communications, in figures 1975, 1980, 1985, 1990 – 2001

Cestovni prijevoz robe – rezultati pilot istraživanja

Road Transport of Goods – Pilot Survey Results

Cestovni prijevoz robe – rezultati istraživanja

Road Transport of Goods – Survey Results

Cestovni prijevoz robe u 2002.

Road Transport of Goods in 2002

Terminologija za kombinirani prijevoz

Combined Transport Terminology

Cestovni prijevoz robe 2001. – 2005.

Road Transport of Goods, 2001 – 2005

R = Republika Hrvatska
ZO = zajednice općina
Ž = županije
O = općine

R = the Republic of Croatia
AM = Regional Associations of Municipalities
C = Counties
M = Municipalities

20-1. PRIJEVOZ PUTNIKA I ROBE
TRANSPORT OF PASSENGERS AND GOODS

	Željeznički prijevoz <i>Railway transport</i>		Cestovni prijevoz <i>Road transport</i>		Cjevovodni transport <i>Pipeline transport</i>	Pomorski i obalni prijevoz <i>Sea water and coastal transport</i>		Prijevoz unutrašnjim vodenim putovima <i>Inland waterway transport</i>	Zračni prijevoz <i>Air transport</i>	
	prevezeni putnici, tis. ¹⁾ <i>Passengers carried, '000¹⁾</i>	prevezena roba, tis. t ²⁾ <i>Goods carried, '000 t²⁾</i>	prevezeni putnici, tis. <i>Passengers carried, '000</i>	prevezena roba, tis. t ³⁾ <i>Goods carried, '000 t³⁾</i>	transportirano nafta i plina, tis. t <i>Oil and gas transported, '000 t</i>	prevezeni putnici, tis. <i>Passengers carried, '000</i>	prevezena roba, tis. t <i>Goods carried, '000 t</i>	prevezena roba, tis. t <i>Goods carried, '000 t</i>	prevezeni putnici, tis. <i>Passengers carried, '000</i>	prevezena roba, tis. t <i>Goods carried, '000 t</i>
1982.	44 903	42 714	171 447	18 898	-	6 584	17 796	4 209	-	-
1983.	46 251	44 131	177 020	17 142	-	6 731	18 464	4 149	-	-
1984.	47 001	45 691	185 809	17 527	-	7 151	20 947	4 339	-	-
1985.	49 389	44 851	178 389	17 073	-	7 620	21 710	3 929	-	-
1986.	49 032	42 276	180 808	17 574	-	8 025	25 421	3 939	-	-
1987.	45 517	40 524	176 100	16 695	-	8 022	26 468	4 098	-	-
1988.	45 253	38 863	172 855	17 283	10 312	8 055	29 171	3 622	-	-
1989.	43 655	39 969	161 448	15 722	10 036	8 243	29 824	3 674	-	-
1990.	40 248	35 796	148 408	12 764	10 532	8 101	29 118	2 713	-	-
1991.	21 790	21 479	97 140	9 058	10 154	4 138	26 912	1 620	139	0
1992.	17 878	9 585	80 177	7 247	2 671	6 244	26 142	501	238	2
1993.	25 112	11 685	79 263	6 097	2 931	5 839	22 392	445	507	4
1994.	29 021	11 279	79 027	5 252	2 622	5 396	32 050	471	661	4
1995.	28 623	13 318	83 652	5 127	4 748	5 591	38 121	776	679	5
1996.	29 102	11 061	85 764	4 918	6 853	5 979	38 644	1 161	824	5
1997.	28 785	11 035	85 236	4 985	7 405	6 715	38 092	971	866	5
1998.	28 470	11 505	77 595	5 689	7 733	6 923	35 761	1 206	920	5
1999.	30 472	10 349	64 763	5 221	7 678	6 647	33 137	833	926	5
2000.	34 937	10 059	66 556	4 872	6 775	8 009	32 483	1 045	1 072	6
2001.	36 964	10 807	67 533	40 801	7 969	9 009	32 051	1 123	1 245	6
2002.	36 239	10 654	65 582	45 957	8 839	9 721	30 674	739	1 356	6
2003.	35 980	11 723	65 413	52 147	9 070	10 429	34 223	706	1 582	6
2004.	36 747	12 234	64 768	55 323	9 879	10 908	31 226	897	1 743	5
2005.	39 842	14 333	64 859	58 886	9 396	11 440	29 975	430 ⁴⁾	2 099	6
2006.	46 212	15 395	63 576	63 840	8 644	12 079	31 423	400	2 148	6

- 1) Od 1993. u željeznički prijevoz putnika uključen je i gradski prijevoz putnika.
2) Od 1997. iz željezničkog prijevoza robe isključeni su prazni privatni vagoni.
3) Od 2001. u cestovni prijevoz robe uključen je javni prijevoz i prijevoz za vlastite potrebe. Vidi Metodološka objašnjenja.
4) Prekid vremenske serije. Vidi Metodološka objašnjenja.

- 1) Since 1993, the railway transport of passengers has included the urban transport of passengers.
2) Since 1997, the railway transport of goods has excluded empty private wagons.
3) Since 2001, the road transport of goods has included the transport for hire or reward or for own account. See Notes on Methodology.
4) Break in time series. See Notes on Methodology.

20-2. PUTNIČKI I TONSKI KILOMETRI
PASSENGER-KILOMETRES AND TONNE-KILOMETRES

u mil.
Mln

	Željeznički prijevoz <i>Railway transport</i>		Cestovni prijevoz <i>Road transport</i>		Cjevovodni transport <i>Pipeline transport</i>	Pomorski i obalni prijevoz <i>Sea water and coastal transport</i>		Prijevoz unutrašnjim vodenim putovima <i>Inland waterway transport</i>	Zračni prijevoz <i>Air transport</i>	
	putnički kilometri <i>Passenger- kilometres</i>	tonski kilometri ¹⁾ <i>Tonne- kilometres¹⁾</i>	putnički kilometri <i>Passenger- kilometres</i>	tonski kilometri ²⁾ <i>Tonne- kilometres²⁾</i>	tonski kilometri <i>Tonne- kilometres</i>	putnički kilometri <i>Passenger- kilometres</i>	tonski kilometri <i>Tonne- kilometres</i>	tonski kilometri <i>Tonne- kilometres</i>	putnički kilometri <i>Passenger- kilometres</i>	tonski kilometri <i>Tonne- kilometres</i>
1997.	1 158	1 715	4 459	1 091	996	310	199 440	22	546	3
1998.	1 092	1 831	3 964	1 151	1 183	283	165 716	53	624	3
1999.	1 137	1 685	3 355	1 093	864	269	142 441	52	643	3
2000.	1 252	1 788	3 331	1 090	669	328	140 085	63	763	4
2001.	1 241	2 074	3 478	6 783	1 158	367	132 168	78	922	4
2002.	1 195	2 206	3 557	7 413	1 557	389	128 043	90	1 027	4
2003.	1 163	2 487	3 717	8 241	1 623	418	130 090	84	1 228	4
2004.	1 213	2 493	3 390	8 819	1 841	433	134 464	199	1 460	4
2005.	1 266	2 835	3 403	9 328	1 774	431	126 064	311 ³⁾	1 989	4
2006.	1 362	3 305	3 537	10 175	1 533	453	136 994	296	1 959	3

- 1) Od 1997. iz željezničkog prijevoza robe isključeni su prazni privatni vagoni.
2) Od 2001. u cestovni prijevoz robe uključen je javni prijevoz i prijevoz za vlastite potrebe. Vidi Metodološka objašnjenja.
3) Prekid vremenske serije. Vidi Metodološka objašnjenja.

- 1) Since 1997, the railway transport of goods has excluded empty private wagons.
2) Since 2001, the road transport of goods has included the transport for hire or reward or for own account. See Notes on Methodology.
3) Break in time series. See Notes on Methodology.

20-3. ŽELJEZNIČKE PRUGE I ŽELJEZNIČKE POSTAJE, STANJE POTKRAJ GODINE
RAILWAY LINES AND STATIONS, SITUATION IN THE END OF YEAR

	Duljina pruga, km Length of lines, km					Željezničke postaje Railway stations
	ukupno Total	jednokolosiječne Single track	dvokolosiječne Double track	elektrificirano Electrified lines		
				km	postotak od ukupnoga Percentage out of total	
1997.	2 726	2 478	248	983	36,1	286
1998.	2 726	2 478	248	983	36,1	288
1999.	2 726	2 478	248	983	36,1	309
2000.	2 726	2 478	248	983	36,1	315
2001.	2 726	2 478	248	983	36,1	331
2002.	2 726	2 478	248	983	36,1	318
2003.	2 726	2 478	248	983	36,1	318
2004.	2 726	2 478	248	984	36,1	320
2005.	2 726	2 478	248	984	36,1	320
2006.	2 722	2 468	254	980	36,0	324

20-4. LOKOMOTIVE I VAGONI
LOCOMOTIVES AND WAGONS

	Lokomotive Locomotives				Motorna i priključna kola Rail cars and trailers		Vagoni Wagons			
	ukupno Total	parne Steam	električne Electric	dizelske Diesel	broj Number	putnička mjesta Passenger seats	putnički svih vrsta Passenger wagons, all types		teretni svih vrsta Goods wagons, all types	
							broj Number	putnička mjesta Passenger seats	broj Number	tone nosivosti Capacity, t
1997.	430	2	140	288	251	16 987	825	50 779	11 557	528 510
1998.	430	2	140	288	251	16 987	777	48 185	10 302	480 245
1999.	389	2	136	251	199	13 872	720	45 434	10 270	482 703
2000.	389	2	136	251	199	13 872	720	45 396	9 986	470 298
2001.	304	2	106	196	200	13 944	698	43 826	9 456	451 308
2002.	299	-	108	191	204	14 280	681	42 871	8 774	426 999
2003.	298	-	107	191	200	13 979	640	40 006	7 920	391 570
2004.	287	-	107	180	202	14 354	617	38 651	7 376	366 173
2005.	278	-	107	171	198	14 108	579	37 414	7 330	365 876
2006.	275	-	107	168	198	14 108	571	35 377	6 813	340 042

20-5. PRIJEVOZ PUTNIKA I ROBE ŽELJEZNICOM
RAILWAY TRANSPORT OF PASSENGERS AND GOODS

	Prevezeni putnici, tis. Passengers carried, '000		Putnički kilometri, mil. Passenger-kilometres, mln		Prevezena roba, tis. t Goods carried, '000 t		Tonski kilometri, mil. Tonne-kilometres, mln	
	ukupno Total	od toga u među- narodnom prijevozu International traffic	ukupno Total	od toga u među- narodnom prijevozu International traffic	ukupno Total	od toga u među- narodnom prijevozu International traffic	ukupno Total	od toga u među- narodnom prijevozu International traffic
1997.	28 785	672	1 158	38	11 035	8 315	1 715	1 191
1998.	28 470	687	1 092	44	11 505	8 261	1 831	1 255
1999.	30 472	659	1 137	46	10 349	7 519	1 685	1 176
2000.	34 937	709	1 252	63	10 059	7 793	1 788	1 332
2001.	36 964	718	1 241	74	10 807	8 502	2 074	1 574
2002.	36 239	838	1 195	112	10 654	7 918	2 206	1 625
2003.	35 980	838	1 163	121	11 723	8 053	2 487	1 738
2004.	36 747	775	1 213	113	12 234	9 048	2 493	1 876
2005.	39 842	738	1 266	105	14 333	11 520	2 835	2 204
2006.	46 212	780	1 362	105	15 395	12 436	3 305	2 619

20-6. ŽELJEZNIČKI PRIJEVOZ OPASNE ROBE
RAIL TRANSPORT OF DANGEROUS GOODS

	Ukupno Total	Unutrašnji prijevoz Domestic transport	Međunarodni prijevoz International transport			
			ukupno Total	izvoz Export	uvoz Import	transzit Transit
2002.	2 423	1 167	1 256	600	239	417
2003.	1 886	845	1 041	366	403	272
2004.	1 860	773	1 087	412	387	288
2005.	1 971	840	1 131	443	417	271
2006.	2 111	962	1 149	475	393	281

u tis. tona
'000 t

20-7. ISKORIŠTENOST PRIJEVOZNIH SREDSTAVA U ŽELJEZNIČKOM PRIJEVOZU
USAGE OF RAIL TRANSPORT VEHICLES

	Lokomotivski (vozni) kilometri, tis. <i>Locomotive (train)-kilometres, '000</i>			Vučeni brutotonski kilometri, mil. <i>Gross tonne-kilometres hauled, mln</i>		
	ukupno <i>Total</i>	putnički <i>Passenger</i>	teretni <i>Goods</i>	ukupno <i>Total</i>	putnički <i>Passenger</i>	teretni <i>Goods</i>
1997.	27 368	17 765	5 173	6 490	2 831	3 659
1998.	27 207	17 177	5 502	6 750	2 778	3 972
1999.	25 642	16 522	5 251	6 308	2 685	3 623
2000.	26 184	16 615	5 485	6 695	2 799	3 896
2001.	25 211	16 954	5 899	7 327	2 897	4 430
2002.	26 041	17 394	6 296	7 702	2 958	4 744
2003.	29 020	17 148	6 790	8 147	2 784	5 363
2004.	26 133	17 075	6 880	8 140	2 814	5 326
2005.	27 475	18 371	7 693	8 694	2 854	5 840
2006.	28 916	19 319	8 294	9 359	2 887	6 472

20-8. CESTOVNA INFRASTRUKTURA
ROAD INFRASTRUCTURE

	Duljina cesta, km <i>Length of roads in km</i>					od ukupnoga E – ceste <i>Out of total E – roads</i>
	ukupno <i>Total</i>	prema skupinama razvrstanih cesta <i>By road ranking group</i>				
		autoceste <i>Motorways</i>	državne <i>State roads</i>	županijske <i>County roads</i>	lokalne ceste <i>Local roads</i>	
1997.	27 840	330	7 048	10 193	10 269	2 153
1998.	27 840	330	7 048	10 193	10 269	2 153
1999.	28 009	382	7 041	10 403	10 183	2 100
2000.	28 123	411	7 016	10 499	10 197	1 948
2001.	28 275	429	7 038	10 510	10 298	2 268
2002.	28 344	455	6 970	10 544	10 375	2 037
2003.	28 344	554	6 871	10 544	10 375	2 037
2004.	28 344	742	6 683	10 544	10 375	2 037
2005.	28 436	792	6 725	10 544	10 375	2 037
2006.	28 788	877	6 992	10 544	10 375	2 049

20-9. REGISTRIRANA CESTOVNA VOZILA NA MOTORNI POGON
REGISTERED ROAD MOTOR VEHICLES

	Ukupno <i>Total</i>	Od ukupnoga <i>Out of total</i>					
		motocikli <i>Motorcycles</i>	osobni automobili <i>Passenger cars</i>		kombinirana vozila <i>Light vans</i>	autobusi <i>Buses</i>	teretna vozila <i>Goods vehicles</i>
			ukupno <i>Total</i>	fizičke osobe <i>Natural persons</i>			
1997.	1 142 201	17 401	932 278	891 073	8 683	4 771	101 051
1998.	1 241 522	18 957	1 000 052	952 960	9 134	4 814	106 634
1999.	1 323 653	20 499	1 063 546	1 012 183	9 317	4 743	109 387
2000.	1 401 010	21 868	1 124 825	1 067 042	9 382	4 660	113 134
2001.	1 494 745	24 305	1 195 450	1 127 326	9 598	4 770	119 899
2002.	1 571 775	28 188	1 244 252	1 164 741	9 788	4 792	128 955
2003.	1 649 851	33 925	1 293 421	1 199 395	9 985	4 833	138 290
2004.	1 720 119	39 315	1 337 538	1 230 356	10 155	4 869	144 635
2005.	1 790 971	44 196	1 384 699	1 265 289	10 244	4 851	152 663 ¹⁾
2006.	1 866 741	49 788	1 435 781	1 300 155	10 551	4 914	159 147 ¹⁾

1) Uključena su radna vozila.

1) Work vehicles are included.

 Izvor: Ministarstvo unutarnjih poslova
 Source: Ministry of the Interior

20-10. PRVI PUT REGISTRIRANA VOZILA NA MOTORNI POGON
MOTOR VEHICLES – FIRST REGISTRATION

	Ukupno <i>Total</i>	Od ukupnoga <i>Out of total</i>				
		motocikli <i>Motorcycles</i>	osobni automobili <i>Passenger cars</i>	kombinirana vozila <i>Light vans</i>	autobusi <i>Buses</i>	teretna vozila <i>Goods vehicles</i>
1997.	141 693	3 052	109 144	851	455	15 608
1998.	114 789	2 124	85 893	522	247	7 650
1999.	111 023	1 873	89 665	395	192	5 821
2000.	103 604	2 072	92 360	243	150	6 811
2001.	135 914	2 935	108 633	334	280	9 775
2002.	128 793	4 483	95 214	406	227	12 690
2003.	143 726	6 875	104 521	483	336	14 307
2004.	137 107	6 662	99 844	428	288	12 598
2005.	143 636	6 722	102 123	523	381	12 650 ¹⁾
2006.	160 190	7 775	114 447	578	376	13 607 ¹⁾

1) Uključena su radna vozila.

1) *Work vehicles are included.*

Izvor: Ministarstvo unutarnjih poslova
Source: Ministry of the Interior

20-11. VOZAČI I PROMETNE NESREĆE NA CESTAMA
DRIVERS AND ROAD TRAFFIC ACCIDENTS

	Vozači <i>Drivers</i>	Prometne nesreće s nastradalim osobama <i>Traffic accidents involving personal injury</i>	Poginuli i ozlijeđeni <i>Killed and injured persons</i>		
			ukupno <i>Total</i>	poginuli <i>Killed</i>	ozlijeđeni <i>Injured</i>
1997.	1 628 919	11 652	16 948	714	16 234
1998.	1 701 736	12 846	18 764	646	18 118
1999.	1 753 749	12 958	18 765	662	18 103
2000.	1 801 817	14 430	21 156	655	20 501
2001.	1 857 292	15 656	22 740	647	22 093
2002.	1 920 321	17 071	24 550	627	23 923
2003.	1 964 406	18 592	26 854	701	26 153
2004.	2 011 950	17 140	24 879	608	24 271
2005.	2 052 056	15 679	22 370	597	21 773
2006.	2 085 336	16 706	23 750	614	23 136

Izvor: Ministarstvo unutarnjih poslova
Source: Ministry of the Interior

20-12. JAVNI PUTNIČKI CESTOVNI PRIJEVOZ
PUBLIC ROAD PASSENGER TRANSPORT

	Autobusi <i>Buses</i>		Prijedeni kilometri vozila, tis. <i>Kilometres travelled, '000</i>	Prevezeni putnici, tis. <i>Passengers carried, '000</i>		Putnički kilometri, tis. <i>Passenger-kilometres, '000</i>	
	broj <i>Number</i>	sjedala <i>Seats</i>		ukupno <i>Total</i>	u međunarodnom prijevozu <i>In international traffic</i>	ukupno <i>Total</i>	u međunarodnom prijevozu <i>In international traffic</i>
1997.	1 982	97 825	160 753	85 236	1 924	4 459 067	604 754
1998.	2 072	102 142	161 502	77 595	1 912	3 963 847	621 832
1999.	2 033	100 683	150 648	64 763	1 846	3 354 983	612 807
2000.	1 987	97 484	149 438	66 556	2 319	3 331 147	603 207
2001.	2 198	106 684	157 977	67 533	2 154	3 477 757	597 456
2002.	2 204	107 107	151 730	65 582	1 892	3 557 693	644 637
2003.	2 196	105 898	156 622	65 413	2 556	3 716 850	619 606
2004.	2 114	101 718	160 466	64 768	2 736	3 390 253	474 305
2005.	2 187	104 191	162 187	64 859	2 721	3 403 469	463 059
2006.	2 242	106 410	161 199	63 576	2 541	3 537 056	443 234

20-13. CESTOVNI PRIJEVOZ ROBE
 ROAD GOODS TRANSPORT

	Prevezena roba, tis. t Goods carried, '000 t						Tonski kilometri, mil. Tonne-kilometres, mln					
	ukupno Total	od toga u međunarodnom prijevozu International traffic	javni prijevoz Transport for hire or reward	od toga u međunarodnom prijevozu International traffic	prijevoz za vlastite potrebe Road transport for own account	od toga u međunarodnom prijevozu International traffic	ukupno Total	od toga u međunarodnom prijevozu International traffic	javni prijevoz Transport for hire or reward	od toga u međunarodnom prijevozu International traffic	prijevoz za vlastite potrebe Road transport for own account	od toga u međunarodnom prijevozu International traffic
2002.	45 957	5 501	24 670	5 089	21 287	412	7 413	3 750	5 775	3 623	1 638	127
2003.	52 147	6 143	28 999	5 829	23 148	314	8 241	4 117	6 532	3 972	1 709	145
2004.	55 323	6 949	30 750	6 423	24 573	526	8 819	4 446	6 951	4 213	1 868	233
2005.	58 886	8 086	31 599	7 536	27 287	550	9 328	4 941	7 289	4 749	2 039	192
2006.	63 840	7 959	35 047	7 753	28 793	206	10 175	4 884	8 012	4 794	2 163	90

20-14. CESTOVNI PRIJEVOZ OPASNE ROBE
 ROAD TRANSPORT OF DANGEROUS GOODS

	Ukupno Total	Unutrašnji prijevoz Domestic transport	Međunarodni prijevoz International transport			Prijevoz za treće zemlje Cross-trade road transport
			ukupno Total	izvoz Export	uvoz Import	
2002.	3 627	3 430	149	112	37	48
2003.	3 708	3 576	108	67	41	24
2004.	3 625	3 394	207	94	113	24
2005.	3 997	3 861	107	61	46	29
2006.	3 933	3 649	275	179	96	9

 u tis. tona
 '000 t

20-15. GRADSKI PRIJEVOZ
 URBAN TRAFFIC

	Tramvaji ¹⁾ Trams ¹⁾				Autobusi Buses			
	broj Number	putnička mjesta Passenger seats	prijeđeni km, tis. Kilometres travelled, '000	prevezeni putnici, tis. Passengers carried, '000	broj Number	putnička mjesta Passenger seats	prijeđeni km, tis. Kilometres travelled, '000	prevezeni putnici, tis. Passengers carried, '000
1997.	446	58 161	23 600	166 031	1 053	116 976	68 425	229 475
1998.	449	59 166	23 911	162 632	1 030	114 414	69 308	217 044
1999.	446	58 929	23 708	162 422	1 080	118 860	69 723	223 628
2000.	443	52 090	22 956	168 057	1 033	114 870	67 709	221 246
2001.	440	51 768	23 490	177 248	1 034	114 326	67 995	221 208
2002.	441	52 361	23 510	178 276	1 023	112 195	68 539	207 500
2003.	440	52 332	23 398	183 436	1 061	113 101	68 826	190 936
2004.	439	52 218	23 106	176 361	1 065	109 985	68 522	188 692
2005.	433	53 109	22 828	177 722	1 050	105 998	67 893	185 212
2006.	427	54 687	21 829	186 591	1 029	99 541	67 727	190 022

1) Uključena su motorna kola i prikolice.

1) Including motor cars and trailers.

20-16. GRANIČNI PROMET PUTNIKA
 CROSS-BORDER TRAFFIC OF PASSENGERS

	Ulaz Entry					Izlaz Exit					
	2002.	2003.	2004.	2005.	2006.	2002.	2003.	2004.	2005.	2006.	
	Cestovni promet	60 379	60 163	64 070	63 802	66 093	58 561	58 065	61 071	62 052*	
Domaći putnici	20 147	19 030	21 545	20 892	21 533	20 476	18 981	20 272	20 747	21 348	Domestic passengers
Strani putnici	40 232	41 133	42 525	42 910	44 560	38 085	39 084	40 799	41 305*	42 040	Foreign passengers
Željeznički promet	767	713	620	608	664	736	679	604	592	630	Railway traffic
Domaći putnici	322	290	249	236	244	305	279	247	231	235	Domestic passengers
Strani putnici	445	423	371	372	420	431	400	357	361	395	Foreign passengers
Pomorski promet	829	1 015	958	971	1 055	805	991	935	960	1 037	Maritime traffic
Domaći putnici	61	68	43	37	33	62	67	50	39	36	Domestic passengers
Strani putnici	768	947	915	934	1 022	743	924	885	921	1 001	Foreign passengers
Riječni promet	14	18	10	15	River traffic
Domaći putnici	0	0	0	0	Domestic passengers
Strani putnici	14	18	10	15	Foreign passengers
Zračni promet	891	1 007	1 187	1 509	1 754	889	1 021	1 204	1 526	1 776	Air traffic
Domaći putnici	169	181	194	240	285	169	185	199	240	289	Domestic passengers
Strani putnici	722	826	993	1 269	1 469	720	836	1 005	1 286	1 487	Foreign passengers

 u tis.
 '000

20-17. CESTOVNI GRANIČNI PROMET PUTNIČKIH MOTORNIH VOZILA I PUTNIKA
ROAD CROSS-BORDER TRAFFIC OF PASSENGER MOTOR VEHICLES AND PASSENGERS

u tis.
'000

	Registra- cija vozila	Ulaz Entry					Izlaz Exit					Vehicle's registra- tion	
		2002.	2003.	2004.	2005.	2006.	2002.	2003.	2004.	2005.	2006.		
Putnička vozila		18 391	18 311	18 684	19 032	19 995	17 857	17 719	18 301	18 645	19 245		Passenger vehicles
	domaća strana	6 214	5 861	6 077	6 335	6 708	6 345	5 857	6 108	6 354	6 700	Domestic	
		12 177	12 450	12 607	12 697	13 287	11 512	11 862	12 193	12 291	12 545	Foreign	
Osobna vozila		18 194	18 101	18 454	18 783	19 735	17 665	17 519	18 072	18 399	18 988		Passenger cars
	domaća strana	6 156	5 797	6 002	6 253	6 624	6 287	5 797	6 033	6 272	6 617	Domestic	
		12 038	12 304	12 452	12 530	13 111	11 378	11 722	12 039	12 127	12 371	Foreign	
Autobusi		197	210	230	249	260	192	200	229	246	257		Buses
	domaća strana	58	64	75	82	84	58	60	75	82	83	Domestic	
		139	146	155	167	176	134	140	154	164	174	Foreign	
Putnici		60 379	60 163	64 070	63 802	66 093	58 561	58 065	61 071	62 052*	63 388		Passengers
	domaći strani	20 147	19 030	21 545	20 892	21 533	20 476	18 981	20 272	20 747	21 348	Domestic	
		40 232	41 133	42 525	42 910	44 560	38 085	39 084	40 799	41 305*	42 040	Foreign	

20-18. CESTOVNI GRANIČNI PROMET PUTNIČKIH MOTORNIH VOZILA I PUTNIKA PO SMJEROVIMA KRETANJA U 2006.
ROAD CROSS-BORDER TRAFFIC OF PASSENGER MOTOR VEHICLES AND PASSENGERS BY DIRECTION OF TRAVELLING, 2006

u tis.
'000

	Ulaz Entry		Izlaz Exit		
	putnička vozila Passenger vehicles	putnici Passengers	putnička vozila Passenger vehicles	putnici Passengers	
Ukupno	19 995	66 093	19 245	63 388	Total
Preko hrvatsko-slovenske granice	9 283	29 744	9 000	28 676	Accross Croatian-Slovenian border
Preko hrvatsko-mađarske granice	624	2 160	604	2 091	Accross Croatian-Hungarian border
Preko hrvatsko-bosanskohercegovačke granice	8 073	27 152	7 850	26 320	Accross Croatian-Bosnian and Herzegovinian border
Preko hrvatsko-srpskokocnogorske granice ¹⁾	2 015	7 037	1 791	6 301	Accross Croatian-Serbian and Montenegrin border ¹⁾

1) Državna zajednica Srbije i Crne Gore prestala je postojati proglašenjem neovisnosti Republike Crne Gore 3. lipnja 2006. i Republike Srbije 5. lipnja 2006. Zbog šifarskog sustava nije moguće prikazati podatke posebno za svaku državu.

1) The State Union of Serbia and Montenegro ceased to exist by declaration of independence of the Republic of Montenegro on 3 June 2006 and of Republic of Serbia on 5 June 2006. Due to the code system, it was not possible to present separate data for each country.

20-19. CESTOVNI GRANIČNI PROMET TERETNIH MOTORNIH VOZILA I ROBE
ROAD CROSS-BORDER TRAFFIC OF GOODS MOTOR VEHICLES AND GOODS

	Registra- cija vozila	Ulaz Entry					Izlaz Exit					Vehicle's registra- tion	
		2002.	2003.	2004.	2005.	2006.	2002.	2003.	2004.	2005.	2006.		
Teretna vozila, tis.		1 286	1 379	1 422	1 442	1 549	1 138	1 235	1 309	1 399	1 523		Goods vehicles, '000
	domaća strana	378	423	507	458	466	303	376	465	436	449	Domestic	
		908	956	915	984	1 083	835	859	844	963	1 074	Foreign	
Teretna vozila – uvoz/izvoz, tis.		472	493	543	547	591	359	380	408	384	431		Goods vehicle – import/export, '000
	domaća strana	257	288	337	333	340	156	193	221	175	195	Domestic	
		215	205	206	214	251	203	187	187	209	236	Foreign	
Teretna vozila – tranzit, tis.		468	510	500	519	582	459	492	480	510	570		Goods vehicles – transit, '000
	domaća strana	44	58	73	37	38	46	55	58	34	34	Domestic	
		424	452	427	482	544	413	437	422	476	536	Foreign	
Prazna teretna vozila, tis.		346	376	379	376	376	320	363	421	505	522		Empty goods vehicles, '000
	domaća strana	77	77	97	88	88	101	128	186	227	220	Domestic	
		269	299	282	288	288	219	235	235	278	302	Foreign	
Roba, tis. tona		12 483	13 600	14 431	17 464	19 299	12 389	13 445	13 683	15 009	17 002		Goods, '000 t
	domaća strana	3 682	4 351	5 463	6 239	6 256	2 821	3 598	4 159	3 221	3 614	Domestic	
		8 801	9 249	8 968	11 225	13 043	9 568	9 847	9 524	11 788	13 388	Foreign	
U teretnim vozilima – uvoz/izvoz, tis. tona		5 790	6 117	7 192	9 085	9 870	5 360	5 816	6 284	6 817	7 777		In goods vehicles – import/export, '000 t
	domaća strana	3 102	3 542	4 458	5 648	5 639	2 155	2 766	3 286	2 692	3 065	Domestic	
		2 688	2 575	2 734	3 437	4 231	3 205	3 049	2 998	4 125	4 712	Foreign	
U teretnim vozilima – tranzit, tis. tona		6 692	7 483	7 239	8 379	9 429	7 029	7 630	7 399	8 193	9 225		In goods vehicles – transit, '000 t
	domaća strana	580	809	1 005	591	617	666	832	873	530	549	Domestic	
		6 112	6 674	6 234	7 788	8 812	6 363	6 798	6 526	7 663	8 676	Foreign	

20-20. CESTOVNI GRANIČNI PROMET TERETNIH MOTORNIH VOZILA PO SMJEROVIMA KRETANJA U 2006.
 ROAD CROSS-BORDER TRAFFIC OF GOODS MOTOR VEHICLES BY DIRECTION OF TRAVELLING, 2006

 u tis.
 '000

	Ulaz Entry		Izlaz Exit		
	teretna vozila s teretom Loaded goods motor vehicles	prazna teretna vozila Empty goods vehicles	teretna vozila s teretom Loaded goods motor vehicles	prazna teretna vozila Empty goods vehicles	
Ukupno	1 173	376	1 001	522	Total
Preko hrvatsko-slovenske granice	604	87	432	252	Accross Croatian-Slovenian border
Preko hrvatsko-mađarske granice	125	14	40	87	Accross Croatian-Hungarian border
Preko hrvatsko-bosanskohercegovačke granice	241	201	282	152	Accross Croatian-Bosnian and Herzegovinian border
Preko hrvatsko-srpskokrnogorske granice ¹⁾	203	74	247	31	Accross Croatian-Serbian and Montenegrin border ¹⁾

1) Državna zajednica Srbije i Crne Gore prestala je postojati proglašenjem neovisnosti Republike Crne Gore 3. lipnja 2006. i Republike Srbije 5. lipnja 2006. Zbog šifarskog sustava nije moguće prikazati podatke posebno za svaku državu.

1) The State Union of Serbia and Montenegro ceased to exist by declaration of independence of the Republic of Montenegro on 3 June 2006 and of Republic of Serbia on 5 June 2006. Due to the code system, it was not possible to present separate data for each country.

20-21. CESTOVNI GRANIČNI PROMET ROBE PO SMJEROVIMA KRETANJA U 2006.
 ROAD CROSS-BORDER TRAFFIC OF GOODS BY DIRECTION OF TRAVELLING, 2006

 tis. tona
 '000 t

	Ulaz Entry		Izlaz Exit		
	roba u teretnim vozilima, uvoz Goods in goods vehicles – import	roba u teretnim vozilima, tranzit Goods in goods vehicles – transit	roba u teretnim vozilima, izvoz Goods in goods vehicles – export	roba u teretnim vozilima, tranzit Goods in goods vehicles – transit	
Ukupno	9 870	9 429	7 777	9 225	Total
Preko hrvatsko-slovenske granice	4 336	4 229	3 504	3 545	Accross Croatian-Slovenian border
Preko hrvatsko-mađarske granice	1 494	864	570	105	Accross Croatian-Hungarian border
Preko hrvatsko-bosanskohercegovačke granice	3 527	1 479	3 056	2 432	Accross Croatian-Bosnian and Herzegovinian border
Preko hrvatsko-srpskokrnogorske granice ¹⁾	513	2 857	647	3 143	Accross Croatian-Serbian and Montenegrin border ¹⁾

1) Državna zajednica Srbije i Crne Gore prestala je postojati proglašenjem neovisnosti Republike Crne Gore 3. lipnja 2006. i Republike Srbije 5. lipnja 2006. Zbog šifarskog sustava nije moguće prikazati podatke posebno za svaku državu.

1) The State Union of Serbia and Montenegro ceased to exist by declaration of independence of the Republic of Montenegro on 3 June 2006 and of Republic of Serbia on 5 June 2006. Due to the code system, it was not possible to present separate data for each country.

20-22. CJEVOVODNI TRANSPORT
 PIPELINE TRANSPORT

	Naftovodi Oil pipelines					Plinovodi ¹⁾ Gas pipelines ¹⁾				
	duljina naftovoda, km Length of oil pipelines, km	transportirano nafte, tis. t Oil transported, '000 t		tonski kilometri, mil. Tonne-kilometres, mln		duljina plinovoda, km Length of gas pipelines, km	transportirano plina, tis. t Gas transported, '000 t		tonski kilometri, mil. Tonne-kilometres, mln	
		ukupno Total	međunarodni transport International transport	ukupno Total	međunarodni transport International transport		ukupno Total	međunarodni transport International transport	ukupno Total	međunarodni transport International transport
1997.	601	5 361	1 738	725	581	1 701	2 044	773	271	27
1998.	601	5 735	1 999	951	785	1 769	1 998	817	232	29
1999.	601	5 675	1 189	623	377	1 769	2 003	821	241	29
2000.	601	4 775	831	428	281	1 820	2 000	820	241	29
2001.	601	5 873	1 998	897	792	1 625	2 096	802	261	28
2002.	601	6 688	2 786	1 286	1 135	1 625	2 151	803	271	28
2003.	601	6 795	2 948	1 335	1 227	1 657	2 275	833	288	29
2004.	601	7 444	3 350	1 515	1 378	1 657	2 435	780	326	28
2005.	610	7 090	3 178	1 507	1 338	1 657	2 306	839	267	29
2006.	610	6 362	2 587	1 255	1 096	2 037	2 282	841	278	30

1) 1 m³ = 0,74 kg

1) 1 m³ = 0,74 kg

20-23. PLOVNI PARK U POMORSKOM I OBALNOM PRIJEVOZU
WATERWAY FLEET IN SEA WATER AND COASTAL TRANSPORT

	Putnički brodovi ¹⁾ <i>Passenger ships¹⁾</i>			Teretni brodovi <i>Cargo ships</i>			
	broj <i>Number</i>	putnička mjesta <i>Passenger seats</i>	kW	broj <i>Number</i>	GT ²⁾ , tis. <i>GT²⁾, '000</i>	tis. DWT <i>DWT, '000</i>	tis. kW <i>kW, '000</i>
1997.	85	23 518	135 054	154	6 123	3 336	836
1998.	86	24 597	138 111	141	2 020	3 122	769
1999.	85	24 329	138 647	106	1 529	2 477	579
2000.	88	24 443	139 289	91	1 438	2 350	548
2001.	79	25 511	138 426	81	1 409	2 330	490
2002.	80	25 631	138 520	80	1 379	2 269	479
2003.	84	27 242	150 664	69	1 235	2 063	393
2004.	88	30 028	163 710	71	1 320	2 208	418
2005.	86	31 124	204 182	69	1 353	2 276	422
2006.	86	31 116	208 299	69	1 425	2 398	447

1) Uključeni su trajekti.

2) Od 1998. volumen brodova iskazan je u bruto tonama (GT).

1) Including ferry boats.

2) Since 1998, the volume of ships has been expressed in gross tonnes (GT).

20-24. PRIJEVOZ PUTNIKA I ROBE U POMORSKOM I OBALNOM PRIJEVOZU
SEA WATER AND COASTAL TRANSPORT OF PASSENGERS AND GOODS

	Prevezeni putnici, tis. <i>Passengers carried, '000</i>	Putničke milje, mil. <i>Passenger-miles, mln</i>	Prevezena roba, tis. t <i>Goods carried, '000 t</i>		Tonske milje, mil. <i>Tonne-miles, mln</i>	
			ukupno <i>Total</i>	od toga u međunarodnom prijevozu <i>In international traffic</i>	ukupno <i>Total</i>	od toga u međunarodnom prijevozu <i>In international traffic</i>
1997.	6 715	167	38 092	37 381	107 689	107 588
1998.	6 923	153	35 761	34 722	89 479	89 372
1999.	6 647	145	33 137	31 881	76 912	76 810
2000.	8 009	177	32 483	31 443	75 640	75 513
2001.	9 009	198	32 051	31 106	71 365	71 258
2002.	9 721	210	30 674	29 615	69 138	69 008
2003.	10 429	226	34 223	32 898	70 243	70 090
2004.	10 908	234	31 226	29 794	72 605	72 452
2005.	11 440	233	29 975	28 699	68 069	67 931
2006.	12 079	245	31 423	30 150	73 971	73 843

20-25. PLOVNI PARK I PRIJEVOZ ROBE UNUTRAŠNJIM VODENIM PUTOVIMA
FLEET AND GOODS TRANSPORT IN INLAND WATERWAYS

	Plovni park <i>Fleet</i>				Prijevoz robe <i>Transport of goods</i>					
	tegljači i potiskivači <i>Tug-boats and pusher crafts</i>		motorni teretnjaci, motorni tankeri, plovila bez motora <i>Self-propelled barges, self-propelled tanker barges, non-powered cargo vessels</i>		ukupno <i>Total</i>		domaći <i>Domestic</i>		međunarodni <i>International</i>	
	broj <i>Number</i>	kW ¹⁾	broj <i>Number</i>	nosivost, t <i>Capacity, t</i>	tis. t <i>'000 t</i>	tis. tkm ²⁾ <i>'000 tkm²⁾</i>	tis. t <i>'000 t</i>	tis. tkm <i>'000 tkm</i>	tis. t <i>'000 t</i>	tis. tkm ²⁾ <i>'000 tkm²⁾</i>
1997.	25	11 801	104	87 150	971	22 180	933	2 938	38	19 242
1998.	27	11 189	98	73 276	1 206	52 981	1 139	7 207	67	45 774
1999.	27	11 166	98	73 297	833	52 140	738	4 490	95	47 650
2000.	32	11 515	103	71 738	1 045	63 536	996	44 326	49	19 210
2001.	32	11 515	99	66 786	1 123	77 484	1 088	54 340	35	23 144
2002.	24	9 586	76	56 330	739	89 745	683	52 994	56	36 751
2003.	25	9 736	74	55 149	706	84 636	607	39 336	99	45 300
2004.	25	9 465	73	52 321	897	199 363	493	48 561	404	150 802
2005. ³⁾	24	10 315	73	57 231	430	311 583	195	39 251	235	272 332
2006.	26	10 576	77	59 625	400	295 103	189	38 511	211	256 592

1) 1 kW = 1,36 KS

2) Razmatra se udaljenost od mjesta ukrcaja do mjesta iskrcanja.

3) Prekid vremenske serije. Vidi Metodološka objašnjenja.

1) 1 kW = 1.36 h.p.

2) The distance taken account is the distance between place of loading and place of unloading.

3) Break in time series. See Notes on Methodology.

20-26. ZRAKOPLOVI
AIRCRAFTS

	Zrakoplovi Aircraft		Neto nosivost zrakoplova, kg Net aircraft loading capacity, kg	Aviokm, tis. Aircraft-kilometres flown, '000	Broj radnih letova Number of working flights
	ukupno Total	broj putničkih mjesta Passenger seats			
1997.	15	891	99 868	11 083	19 920
1998.	18	996	108 479	12 100	20 617
1999.	17	957	102 400	11 434	19 521
2000.	20	1 272	136 700	12 178	21 688
2001.	20	1 266	135 200	13 225	22 683
2002.	24	1 613	171 145	14 929	25 308
2003.	20	1 563	163 990	16 445	26 101
2004.	19	1 837	190 135	18 106	26 546
2005.	25	2 875	274 809	24 721	32 369
2006.	27	3 209	342 670	23 565	32 236

20-27. PRIJEVOZ PUTNIKA I ROBE ZRAČNIM PRIJEVOZOM
PASSENGERS AND GOODS CARRIED BY AIRCRAFT

	Prevezeni putnici, tis. Passengers carried, '000		Putnički kilometri, mil. Passenger-kilometres, mln		Prevezena roba, t Goods carried, t		Tonski kilometri, tis. Tonne-kilometres, '000	
	ukupno Total	od toga u među- narodnom prijevozu In international traffic	ukupno Total	od toga u među- narodnom prijevozu In international traffic	ukupno Total	od toga u među- narodnom prijevozu In international traffic	ukupno Total	od toga u među- narodnom prijevozu In international traffic
1997.	866	504	546	440	4 696	2 750	2 997	2 471
1998.	920	554	624	514	5 215	3 303	3 374	2 843
1999.	926	585	643	537	4 858	3 167	3 219	2 714
2000.	1 072	712	763	656	5 697	3 908	3 775	3 120
2001.	1 245	863	922	807	6 007	4 082	3 997	3 352
2002.	1 356	957	1 027	907	6 105	4 594	3 953	3 501
2003.	1 582	1 108	1 228	1 084	6 247	4 767	3 906	3 468
2004.	1 743	1 269	1 460	1 315	5 429	3 981	3 582	3 139
2005.	2 099	1 633	1 989	1 842	6 088	4 318	3 999	3 463
2006.	2 148	1 698	1 959	1 813	5 637	3 769	3 336	2 769

20-28. PREKRCAJ ROBE U MORSKIM LUKAMA, U LUKAMA UNUTRAŠNJIH VODA (PRISTANIŠTIMA), NA ŽELJEZNIČKIM KOLODVORIMA I OSTALIM MJESTIMA
TRANSSHIPMENT OF GOODS IN SEA PORTS, IN INLAND WATERWAY PORTS (LANDING PLACES), RAILWAY STATIONS AND OTHER PLACES

 u tis. tona
 '000 t

	Ukupno prekrcajeno Total transhipment			Ukupno izmanipulirano Total manipulated		
	u morskim lukama In sea ports	u lukama unutrašnjih voda In inland waterway ports	na kolodvorima i ostalim mjestima At railway stations and other	u morskim lukama In sea ports	u lukama unutrašnjih voda In inland waterway ports	na kolodvorima i ostalim mjestima At railway stations and other
1997.	4 531	438	223	9 385	811	399
1998.	5 311	1 133	215	11 222	1 486	395
1999.	4 850	454	309	9 731	867	562
2000.	4 435	1 028	272	8 401	1 569	511
2001.	4 891	919	282	10 047	1 489	549
2002.	4 848	1 122	265	9 759	1 687	499
2003.	6 200	976	254	12 676	1 578	481
2004.	7 868	1 343	268	16 308	1 872	499
2005.	9 094	1 750	267	17 398	2 180	487
2006.	9 996	1 888	283	18 581	2 878	505

20-29. PROMET BRODOVA U MORSKIM LUKAMA, PRISPJELI BRODOVI
TRAFFIC OF SHIPS IN SEA PORTS, ARRIVALS

	Ukupno Total		Domaće zastave National flags		Strane zastave Foreign flags		Od toga međunarodni promet International traffic	
	brodovi Ships	tis. GT GT, '000	brodovi Ships	tis. GT GT, '000	brodovi Ships	tis. GT GT, '000	brodovi Ships	tis. GT GT, '000
1997.	142 198	102 769	138 390	83 834	3 808	18 934	4 497	21 479
1998.	146 869	114 106	142 819	92 486	4 050	21 619	4 561	24 377
1999.	153 925	127 839	150 233	109 713	3 692	18 126	4 338	20 834
2000.	161 229	140 138	157 052	118 543	4 177	21 595	4 970	24 815
2001.	172 879	158 646	167 952	130 690	4 927	27 956	5 553	30 620
2002.	184 445	173 302	179 356	142 973	5 089	30 329	5 533	33 108
2003.	191 097	185 590	185 706	144 800	5 391	40 789	5 911	43 115
2004. ¹⁾	225 212	212 282	219 172	161 583	6 040	50 698	6 112	51 459
2005.	221 960	233 261	215 671	179 426	6 289	53 834	6 085	55 097
2006.	223 967	247 560	217 636	192 887	6 331	54 672	6 276	53 885

1) Vidi Metodološka objašnjenja.

1) See Notes on Methodology.

20-30. PROMET PUTNIKA U MORSKIM LUKAMA
PASSENGER TRAFFIC IN SEA PORTS

u tis.
'000

	Ukupan promet Total number of passengers	Unutrašnji promet Domestic traffic			Međunarodni promet International traffic		
		ukupno Total	otputovali Departures	doputovali Arrivals	ukupno Total	otputovali Departures	doputovali Arrivals
1997.	12 532	12 209	6 094	6 116	323	159	164
1998.	12 752	12 420	6 269	6 151	332	154	178
1999.	13 125	12 888	6 440	6 448	237	115	122
2000.	14 940	14 576	7 267	7 309	364	181	183
2001.	16 833	16 358	8 158	8 200	475	231	244
2002.	18 410	17 809	8 879	8 930	601	294	307
2003.	19 484	18 718	9 345	9 373	766	382	384
2004. ¹⁾	22 610	20 774	10 366	10 408	1 836	915	921
2005.	23 419	21 459	10 733	10 726	1 960	976	984
2006.	24 535	22 462	11 248	11 214	2 073	1 037	1 036

1) Vidi Metodološka objašnjenja.

1) See Notes on Methodology.

20-31. PROMET ROBE U MORSKIM LUKAMA
GOODS TRAFFIC IN SEA PORTS

u tis. tona
'000 t

	1997.	1998.	1999.	2000.	2001.	2002.	2003.	2004. ¹⁾	2005.	2006.	
Ukupno	15 461	15 711	16 283	16 886	19 056	18 584	20 321	25 246	26 201	26 326	Total
Unutrašnji promet Domestic traffic											
Ukupno	3 041	3 094	3 136	2 729	2 600	2 839	3 285	5 098	4 924	4 933	Total
Iskrcaj	1 456	1 612	1 559	1 397	1 247	1 368	1 678	2 525	2 480	2 490	Unloading
Ukrcaj	1 586	1 482	1 577	1 332	1 353	1 471	1 607	2 573	2 444	2 443	Loading
Međunarodni promet International traffic											
Ukupno	12 420	12 617	13 147	14 157	16 456	15 745	17 035	20 148	21 277	21 393	Total
Domaćim brodovima	615	696	894	974	981	1 180	973	1 183	1 119	1 007	By domestic ships
Stranim brodovima	11 805	11 921	12 253	13 183	15 475	14 565	16 062	18 965	20 158	20 386	By foreign ships
Izvoz	2 458	2 373	3 728	5 471	5 847	4 597	4 053	4 809	5 145	6 183	Exports
Domaćim brodovima	197	170	285	404	415	481	389	403	440	443	By domestic ships
Stranim brodovima	2 261	2 203	3 443	5 067	5 432	4 116	3 664	4 406	4 705	5 740	By foreign ships
Uvoz	6 782	6 517	6 739	6 877	6 815	6 705	7 364	7 757	8 330	7 869	Imports
Domaćim brodovima	295	403	469	403	443	547	499	576	484	429	By domestic ships
Stranim brodovima	6 487	6 114	6 270	6 474	6 372	6 158	6 865	7 181	7 846	7 440	By foreign ships
Tranzit	3 180	3 727	2 680	1 809	3 794	4 443	5 618	7 582	7 802	7 341	Transit
Domaćim brodovima	122	123	140	167	123	152	85	205	195	135	By domestic ships
Stranim brodovima	3 058	3 604	2 540	1 642	3 671	4 291	5 533	7 377	7 607	7 206	By foreign ships

1) Vidi Metodološka objašnjenja.

1) See Notes on Methodology.

20-32. PROMET PREMA VRSTAMA ROBE U 2006.
 TRAFFIC, BY TYPE OF GOODS, 2006

u tonama

Vrsta robe	Vrsta prometa Type of traffic				Type of goods
	unutrašnji promet (iskrcaj) Domestic traffic (unloading)	izvoz Exports	uvoz Imports	tranzit Transit	
Ukupno	2 490 445	6 182 754	7 868 781	7 340 609	Total
Žitarice	3 490	262 707	87 998	165 942	Cereals
Krumpir, ostalo svježe ili zamrznuto voće i povrće	11	2 231	43 288	21 875	Potatoes, other fresh or frozen fruits and vegetables
Žive životinje, šećerna repa	12	13 994	186	111	Live animals, sugar beet
Drvo i pluto	324	123 870	-	164 595	Wood and cork
Tekstil, tekstilni artikli i umjetna vlakna, ostali sirovi životinjski i biljni materijali	52	4 388	9 890	-	Textiles, textile articles and man-made fibres, other raw animal and vegetable materials
Prehrambeni proizvodi i hrana za stoku	28 236	7 243	211 213	62 185	Foodstuff and animal fodder
Uljne sjemenke i uljano voće i masti	25	8 641	36 317	14 253	Oil seeds and oleaginous fruits and fats
Čvrsta mineralna goriva	185 671	39 357	1 254 506	2 309 067	Solid mineral fuels
Sirova nafta	12 941	52 428	3 641 392	1 976 571	Crude petroleum
Naftni proizvodi	909 719	715 016	807 187	399 508	Petroleum products
Željezna ruda, željezni i čelični otpad te prašina visoke peći	-	13 234	3 862	477 224	Iron ore, iron and steel waste and blast furnace dust
Obojene rude i otpad	21	4 100	53 752	395 282	Non-ferrous ores and waste
Metalni proizvodi	3 381	97 163	93 152	477 018	Metal products
Cement, vapno, proizvedeni građevni materijali	194 617	1 599 794	17 823	20 145	Cement, lime, manufactured building materials
Sirovi i prerađeni minerali	40 105	2 715 871	500 944	61 255	Crude and manufactured minerals
Prirodna i umjetna gnojiva	-	215 647	468 956	-	Natural and chemical fertilizers
Derivati ugljena, katran	-	-	10 654	-	Coal chemicals, tar
Kemijski proizvodi različiti od derivata ugljena i katrana	10	16	63 971	582 301	Chemicals other than coal chemicals and tar
Papirna masa i otpadni papir	-	7 581	-	2 044	Paper pulp and waste paper
Transportna oprema, strojevi, motori, sastavljeni ili rastavljeni i dijelovi	1 113	14 612	12 236	6 586	Transport equipment, machinery, apparatus, engines, whether or not assembled and parts thereof
Gotovi metalni proizvodi	1 072	1 179	38	698	Manufactures of metal
Staklo, proizvodi od stakla, keramički proizvodi	-	-	-	-	Glass, glassware, ceramic products
Koža, tkanine, odjeća i ostali gotovi proizvodi	19 542	3 236	1 172	1 158	Leather, textile, clothing, other manufactured articles
Različiti proizvodi	996 566	264 337	523 134	202 791	Miscellaneous articles
Nepoznata vrsta robe	93 537	16 109	27 110	-	Unknown type of goods

 20-33. PROMET OPASNE ROBE U MORSKIM LUKAMA
 TRAFFIC OF DANGEROUS GOODS IN SEA PORTS

 u tis. tona
 '000 t

	Ukupno Total	Unutrašnji promet Domestic transport	Međunarodni promet International transport			
			ukupno Total	izvoz Exports	uvoz Imports	tranzit Transit
2002.	8 990	1 823	7 167	411	6 591	165
2003.	9 916	2 170	7 746	644	7 016	86
2004.	10 221	1 940	8 281	895	4 414	2 972
2005.	10 669	1 925	8 744	848	5 273	2 623
2006.	9 480	1 852	7 628	745	4 526	2 357

20-34. PROMET BRODOVA, PUTNIKA I ROBE PO LUČKIM KAPETANIJAMA I LUKAMA U 2006.
TRAFFIC OF SHIPS, PASSENGERS AND GOODS BY HARBOUR MASTER OFFICES AND PORTS, 2006

	Prispjeli brodovi <i>Arrivals of ships</i>		Promet putnika <i>Passenger traffic</i>			Promet robe, t <i>Goods traffic, tonnes</i>			
	broj <i>Number</i>	GT, tis. <i>GT, '000</i>	ukupno <i>Total</i>	otputovali <i>Departures</i>	doputovali <i>Arrivals</i>	ukupno <i>Total</i>	ukrcano <i>Loaded</i>	iskrcano <i>Unloaded</i>	
Ukupno	223 967	247 560	24 534 667	12 285 417	12 249 250	26 325 169	10 820 352	15 504 817	<i>Total</i>
Lučka kapetanija Dubrovnik	36 404	41 007	3 621 369	1 803 714	1 817 655	231 730	102 189	129 541	<i>Harbour Master's Office Dubrovnik</i>
Cavtat	226	23	8 069	4 323	3 746	1	1	-	<i>Cavtat</i>
Gruž	10 126	25 088	2 028 281	1 018 666	1 009 615	12 068	1 181	10 887	<i>Gruž</i>
Korčula	17 818	7 486	993 067	494 188	498 879	116 591	55 974	60 617	<i>Korčula</i>
Lučica (Lastovo)	780	1 757	51 315	24 162	27 153	14 974	4 017	10 957	<i>Lučica (Lastovo)</i>
Pomena	2 021	1 499	133 463	67 453	66 010	4 722	2	4 720	<i>Pomena</i>
Slano	269	164	16 869	8 302	8 567	74	66	8	<i>Slano</i>
Ston	850	664	54 712	25 960	28 752	80	80	-	<i>Ston</i>
Trpanj – putnička luka	1 629	633	131 107	65 567	65 540	11 800	190	11 610	<i>Trpanj – passenger port</i>
Trstenik	854	45	16 247	7 973	8 274	16 727	16 727	-	<i>Trstenik</i>
Vela Luka – putnička luka	1 831	3 644	188 239	87 120	101 119	54 693	23 951	30 742	<i>Vela Luka – passenger port</i>
Lučka kapetanija Ploče	2 238	4 312	131 647	66 174	65 473	3 182 128	951 993	2 230 135	<i>Harbour Master's Office Ploče</i>
Metković – teretna luka	128	59	2 288	1 209	1 079	64 841	17 120	47 721	<i>Metković – cargo port</i>
Ploče	2 110	4 252	129 359	64 965	64 394	3 117 287	934 873	2 182 414	<i>Ploče</i>
Lučka kapetanija Pula	23 124	16 762	1 814 932	935 433	879 499	4 287 108	3 149 083	1 138 025	<i>Harbour Master's Office Pula</i>
Novigrad	552	547	43 663	22 088	21 575	690 180	690 180	-	<i>Novigrad</i>
Poreč	10 369	550	343 610	172 024	171 586	-	-	-	<i>Poreč</i>
Pula	3 307	1 645	454 190	249 420	204 770	970 917	861 910	109 007	<i>Pula</i>
Rabac	6 113	12 113	727 933	370 310	357 623	965 386	28 779	936 607	<i>Rabac</i>
Rijeka – bazen Raša – Bršica	700	1 150	-	-	-	1 514 798	1 422 967	91 831	<i>Rijeka – basin Raša – Bršica</i>
Rovinj	1 198	583	189 445	93 207	96 238	27	27	-	<i>Rovinj</i>
Umag	885	173	56 091	28 384	27 707	145 800	145 220	580	<i>Umag</i>
Lučka kapetanija Rijeka	40 955	55 954	3 719 879	1 853 405	1 866 474	12 632 104	3 649 769	8 982 335	<i>Harbour Master's Office Rijeka</i>
Bakar	1 019	3 613	16	8	8	3 897 978	2 236 851	1 661 127	<i>Bakar</i>
Baška	720	212	82 491	41 843	40 648	502	486	16	<i>Baška</i>
Cres	11 693	22 913	1 421 617	710 229	711 388	137 818	33 354	104 464	<i>Cres</i>
Crikvenica	762	18	44 041	21 989	22 052	1 050	150	900	<i>Crikvenica</i>
Kraljevica	56	46	-	-	-	-	-	-	<i>Kraljevica</i>
Krk	6 170	10 837	722 213	356 058	366 155	102 207	79 826	22 381	<i>Krk</i>
Mali Lošinj	2 973	1 012	142 163	68 854	73 309	17 628	8 826	8 802	<i>Mali Lošinj</i>
Malinska	111	5	6 114	3 123	2 991	-	-	-	<i>Malinska</i>
Novi Vinodolski	73	2	3 450	1 778	1 672	-	-	-	<i>Novi Vinodolski</i>
Omišalj	237	4 268	5 293	2 654	2 639	5 971 809	12 000	5 959 809	<i>Omišalj</i>
Opatija	449	50	24 398	12 246	12 152	-	-	-	<i>Opatija</i>
Punat	1 639	46	77 257	38 621	38 636	-	-	-	<i>Punat</i>
Rab	10 480	4 209	880 756	437 727	443 029	79 848	1 946	77 902	<i>Rab</i>
Rijeka	2 771	8 275	223 689	114 428	109 261	2 418 045	1 275 976	1 142 069	<i>Rijeka</i>
Susak	1 608	435	76 373	38 843	37 530	4 709	354	4 355	<i>Susak</i>
Šilo	194	3	10 008	5 004	5 004	510	-	510	<i>Šilo</i>

20-34. PROMET BRODOVA, PUTNIKA I ROBE PO LUČKIM KAPETANIJAMA I LUKAMA U 2006.

TRAFFIC OF SHIPS, PASSENGERS AND GOODS BY HARBOUR MASTER OFFICES AND PORTS, 2006

 (nastavak)
 (continued)

	Prispjeli brodovi Arrivals of ships		Promet putnika Passenger traffic			Promet robe, t Goods traffic, tonnes			
	broj Number	GT, tis. GT, '000	ukupno Total	otputovali Departures	doputovali Arrivals	ukupno Total	ukrcano Loaded	iskrcano Unloaded	
Lučka kapetanija Senj	23 565	13 076	2 155 827	1 080 448	1 075 379	152 516	109 138	43 378	Harbour Master's Office Senj
Jablanac	15 825	8 255	1 425 655	713 197	712 458	103 293	91 528	11 765	Jablanac
Karlobag	7	1	20	10	10	1 300	200	1 100	Karlobag
Novalja	7 704	4 816	730 066	367 198	362 868	47 897	17 410	30 487	Novalja
Senj	29	3	86	43	43	26	-	26	Senj
Lučka kapetanija Split	49 048	79 244	7 789 176	3 894 562	3 894 614	3 416 493	1 712 536	1 703 957	Harbour Master's Office Split
Bol	1 442	401	158 567	81 632	76 935	600	-	600	Bol
Hvar – putnička luka	4 314	2 136	347 768	176 665	171 103	-	-	-	Hvar – passenger port
Jelsa	1 367	247	172 347	81 921	90 426	20	20	-	Jelsa
Komiža	460	31	18 171	9 239	8 932	-	-	-	Komiža
Makarska	5 146	1 946	443 726	224 495	219 231	34 847	27 723	7 124	Makarska
Milna	887	138	43 231	22 542	20 689	728	725	3	Milna
Omiš	460	37	34 293	16 950	17 343	-	-	-	Omiš
Rogač	2 380	3 157	268 513	137 287	131 226	26 712	4 281	22 431	Rogač
Split	17 130	42 586	3 544 832	1 775 424	1 769 408	2 810 862	1 506 918	1 303 944	Split
Stari Grad – teretna luka	2 646	8 416	702 873	349 812	353 061	133 743	28 312	105 431	Stari Grad – cargo port
Sućuraj	3 060	1 340	259 244	126 570	132 674	26 606	2 262	24 344	Sućuraj
Sumartin	1 054	350	59 934	29 097	30 837	10 837	7 511	3 326	Sumartin
Supetar – teretna luka	5 617	14 420	1 418 507	705 508	712 999	317 152	122 576	194 576	Supetar – cargo port
Trogir	1 714	852	74 431	36 047	38 384	23 078	6 177	16 901	Trogir
Vis	1 371	3 182	242 739	121 373	121 366	31 308	6 031	25 277	Vis
Lučka kapetanija Šibenik	19 228	4 738	824 346	413 752	410 594	1 280 435	783 098	497 337	Harbour Master's Office Šibenik
Murter – Hramina	213	11	11 564	5 872	5 692	-	-	-	Murter – Hramina
Primošten	250	17	29 364	14 775	14 589	-	-	-	Primošten
Rogoznica	408	36	11 251	5 577	5 674	-	-	-	Rogoznica
Šibenik	11 336	3 203	564 118	284 359	279 759	1 280 425	783 098	497 327	Šibenik
Tisno	46	1	678	333	345	-	-	-	Tisno
Vodice	6 975	1 467	207 371	102 836	104 535	10	-	10	Vodice
Lučka kapetanija Zadar	29 405	32 463	4 477 491	2 237 929	2 239 562	1 142 655	362 546	780 109	Harbour Master's Office Zadar
Biograd	10 487	4 785	946 392	484 698	461 694	85 029	42 238	42 791	Biograd
Pag – putnička luka	99	4	5 821	2 870	2 951	650	650	-	Pag – passenger port
Preko – putnička luka	5 374	9 958	1 289 591	645 782	643 809	107 907	1 379	106 528	Preko – passenger port
Sali	1 030	175	86 219	42 432	43 787	-	-	-	Sali
Silba/Žalić – putnička luka	1 064	591	147 597	73 586	74 011	3 698	290	3 408	Silba/Žalić – passenger port
Starigrad – Paklenica	5	0	58	38	20	-	-	-	Starigrad – Paklenica
Zadar	11 346	16 948	2 001 813	988 523	1 013 290	945 371	317 989	627 382	Zadar

20-35. PROMET ROBE U LUKAMA UNUTRAŠNJIH VODENIH PUTOVA
GOODS TRAFFIC IN INLAND WATERWAY PORTS

u tis. tona
'000 t

	Obujam prometa ¹⁾ <i>Traffic volume¹⁾</i>	Unutrašnji promet <i>Domestic traffic</i>			Međunarodni promet <i>International traffic</i>			
		ukupno <i>Total</i>	ukrcano <i>Loaded</i>	iskrcano <i>Unloaded</i>	ukupno <i>Total</i>	izvoz <i>Exports</i>	uvoz <i>Imports</i>	kombinirani tranzit <i>Combined transit</i>
1997.	968	1 886	943	943	25	10	8	7
1998.	1 298	2 295	1 148	1 147	151	51	84	15
1999.	869	1 495	747	748	121	51	60	10
2000.	1 234	2 034	1 017	1 017	217	109	72	36
2001.	1 555	2 597	1 298	1 299	256	79	117	60
2002.	1 224	1 861	930	931	293	90	130	73
2003.	1 115	1 207	601	606	509	107	332	70
2004.	1 532	996	503	493	1 039	99	825	115
2005. ²⁾	1 446	393	198	195	1 251	199	331	721
2006.	1 509	377	188	189	1 320	272	258	790

1) Obuhvaćen je iskrcaj u unutrašnjem prometu i ukupni međunarodni promet.

2) Prekid vremenske serije. Vidi Metodološka objašnjenja.

1) Including unloading in domestic traffic and total international traffic.

2) Break in time series. See Notes on Methodology.

20-36. PROMET OPASNE ROBE U LUKAMA UNUTRAŠNJIH VODENIH PUTOVA
TRAFFIC OF DANGEROUS GOODS IN INLAND WATERWAY PORTS

u tis. tona
'000 t

	Ukupno <i>Total</i>	Unutrašnji promet <i>Domestic transport</i>	Međunarodni promet <i>International transport</i>				
			ukupno <i>Total</i>	izvoz <i>Exports</i>	uvoz <i>Imports</i>	tranzit ukrcaj <i>Transit loaded</i>	tranzit iskrcaj <i>Transit unloaded</i>
2003.	319	317	2	-	1	-	1
2004.	456	417	39	-	38	-	1
2005.	362	350	12	2	9	-	1
2006.	345	339	5	0	5	0	0

20-37. PROMET ZRAKOPLOVA, PUTNIKA I TERETA U ZRAČNIM LUKAMA
AIRCRAFT, PASSENGER AND CARGO TRAFFIC AT AIRPORTS

	Otpremjeni zrakoplovi <i>Aircraft departures</i>	Promet putnika, tis. <i>Passenger traffic, '000</i>		Promet tereta, t <i>Cargo traffic, t</i>				
		otputovali <i>Departures</i>	doputovali <i>Arrivals</i>	otpremljeno <i>Dispatched</i>	prispjelo <i>Received</i>			
								1997.
	međunarodni promet	15 480	595	576	2 079	3 429		International traffic
1998.	domaći promet	7 539	356	349	1 566	1 357	1998	Domestic traffic
	međunarodni promet	15 347	635	630	2 051	3 493		International traffic
1999.	domaći promet	6 605	322	321	1 393	1 313	1999	Domestic traffic
	međunarodni promet	13 462	598	580	2 003	3 913		International traffic
2000.	domaći promet	8 117	335	336	1 642	1 524	2000	Domestic traffic
	međunarodni promet	15 598	755	740	2 027	3 590		International traffic
2001.	domaći promet	7 010	353	359	1 565	1 642	2001	Domestic traffic
	međunarodni promet	15 702	823	813	2 209	3 581		International traffic
2002.	domaći promet	7 976	344	379	1 315	1 336	2002	Domestic traffic
	međunarodni promet	16 158	925	887	2 053	3 517		International traffic
2003.	domaći promet	7 905	427	457	1 310	1 410	2003	Domestic traffic
	međunarodni promet	17 317	1 031	1 006	2 157	3 889		International traffic
2004.	domaći promet	8 218	417	448	1 305	1 384	2004	Domestic traffic
	međunarodni promet	18 888	1 230	1 202	2 314	4 888		International traffic
2005.	domaći promet	8 315	387	398	1 559	1 575	2005	Domestic traffic
	međunarodni promet	23 982	1 565	1 566	2 799	12 176		International traffic
2006.	domaći promet	7 582	372	383	1 688	1 680	2006	Domestic traffic
	međunarodni promet	26 802	1 824	1 825	3 042	6 691		International traffic

20-38. POŠTANSKE I KURIRSKE USLUGE
 POSTAL AND COURIER SERVICES

	2002.	2003.	2004.	2005.	2006.	
Broj pošta	1 173	1 172	1 158	1 159	1 185	Number of post offices
Pismonosne usluge, mil.	321	340	346	370	394	Letters, mln
Unutrašnji promet, primljeno	282	302	311	336	357	Domestic traffic, received
Međunarodni promet, otpremljeno, primljeno	39	38	35	34	37	International, sent, received
Paketne usluge, tis. kom. ¹⁾	1 924	2 136	2 552	4 653*	5 058	Parcels, '000 ¹⁾
Unutrašnji promet, primljeno	1 854	2 058	2 452	4 461	4 832	Domestic, received
Međunarodni promet, otpremljeno, primljeno	70	78	100	192*	226	International, sent, received
Brzjavni, tis.	1 760	1 715	1 625	1 582	1 557	Telegrams, '000
Unutrašnji, otpremljeni	1 630	1 602	1 516	1 480	1 441	Domestic, sent
Međunarodni, otpremljeni, primljeni	130	113	109	102	116	International, sent, received

1) Prekid vremenske serije – od 2005. proširen obuhvat na sve davatelje kurirskih usluga.

1) Break in time series – since 2005 the coverage has been expanded to all providers of courier services.

20-39. TELEKOMUNIKACIJSKE USLUGE
 TELECOMMUNICATION SERVICES

	2002.	2003.	2004.	2005.	2006.	
Broj glavnih telefonskih linija nepokretne mreže, tis. ¹⁾	1 685	1 684	1 676	1 675	1 649	Number of main telephone lines (fixed), '000 ¹⁾
Broj utrošenih minuta u nepokretnoj mreži u mil.	9 011	10 128	10 712	9 865	8 515	Number of minutes spent in fixed network, mln
Broj utrošenih minuta u pokretnoj mreži u mil.	1 498	1 913	2 198	2 812	4 115	Number of minutes spent in mobile network, mln
Korisnici pokretne mreže, tis.	2 340	2 551	2 842	3 650	4 427	Mobile network users, '000
SMS poruke, mil.	1 703	2 084	2 281	2 429	2 553	SMS messages, mln
MMS poruke, tis.	-	640	3 598	10 409	14 909	MMS messages, '000
Internetski pretplatnici ²⁾						Internet subscribers ²⁾
Pristup modemom (dial-up)	370 013	497 422	806 356	874 767	915 654	Via modem (dial-up)
Pristup zakupljenim vodovima	377	506	1 574	2 016	2 697	Via leased lines
Širokopojasni pristup (DSL, kabelske mreže i dr.)	26 538	121 992	250 838	Broadband access (DSL, cable networks, etc.)

1) Vidi Metodološka objašnjenja, Telekomunikacije.

2) Prekid vremenske serije – od 2004. uključeni su svi na tržištu aktivni davaoci internetskog pristupa.

1) See Notes Methodology, Telecommunications.

2) Break in time series – since 2004, all Internet service providers have been included.

20-40. OSOBE OZLIJEĐENE U PROMETNIM NESREĆAMA PREMA KATEGORIJI SUDIONIKA I GODINAMA STAROSTI
INJURED PERSONS IN TRAFFIC ACCIDENTS BY CATEGORIES AND AGE GROUPS

Ozlijeđeni po godinama starosti <i>Injured persons by age</i>	Ukupno <i>Total</i>	Vozači osobnih automobila <i>Passenger car drivers</i>	Putnici u osobnim automobilima <i>Passengers in passenger cars</i>	Motociklisti <i>Motor cyclists</i>	Mopedisti <i>Moped riders</i>	Biciklisti <i>Bicycle riders</i>	Pješaci <i>Pedestrians</i>	Ostali <i>Others</i>
2002.								
Ukupno <i>Total</i>	23 923	9 210	7 078	1 252	1 326	1 087	2 542	1 428
0 – 9	1 291	4	650	2	6	102	503	24
10 – 14	793	7	311	9	66	127	240	33
15 – 17	1 360	63	537	184	315	59	170	32
18 – 20	2 880	1 113	1 044	198	238	52	119	116
21 – 24	3 360	1 533	1 061	259	186	53	106	162
25 – 64	12 902	6 255	3 207	597	478	518	930	917
65 i stariji <i>65 and over</i>	1 329	235	268	3	37	176	472	138
Nepoznato <i>Unknown</i>	8	-	-	-	-	-	2	6
2003.								
Ukupno <i>Total</i>	26 153	10 191	7 491	1 730	1 599	1 091	2 564	1 487
0 – 9	1 211	4	600	6	5	95	472	29
10 – 14	851	4	345	18	77	135	237	35
15 – 17	1 473	74	594	187	349	62	161	86
18 – 20	3 136	1 215	1 098	248	275	50	136	114
21 – 24	3 903	1 828	1 143	362	236	46	135	153
25 – 64	14 115	6 754	3 406	900	608	536	901	1 010
65 i stariji <i>65 and over</i>	1 462	311	304	9	49	167	522	100
Nepoznato <i>Unknown</i>	2	1	1	-	-	-	-	-
2004.								
Ukupno <i>Total</i>	24 271	9 398	6 764	1 674	1 441	1 004	2 450	1 540
0 – 9	1 147	6	584	6	13	84	431	23
10 – 14	766	6	322	16	76	110	203	33
15 – 17	1 331	67	500	179	318	55	135	77
18 – 20	2 720	1 052	951	248	232	42	113	82
21 – 24	3 458	1 595	988	351	208	35	127	154
25 – 64	13 422	6 422	3 151	863	537	500	902	1 047
65 i stariji <i>65 and over</i>	1 420	249	266	11	56	178	538	122
Nepoznato <i>Unknown</i>	7	1	2	-	1	-	1	2
2005.								
Ukupno <i>Total</i>	21 773	8 131	5 936	1 587	1 295	1 006	2 450	1 368
0 – 9	1 132	3	510	3	6	96	426	88
10 – 14	814	6	310	14	70	126	244	44
15 – 17	1 167	50	479	146	217	64	157	54
18 – 20	2 209	826	750	200	208	46	106	73
21 – 24	3 042	1 341	838	354	210	42	121	136
25 – 64	12 115	5 653	2 782	864	542	494	918	862
65 i stariji <i>65 and over</i>	1 291	252	267	5	42	138	478	109
Nepoznato <i>Unknown</i>	3	-	-	1	-	-	-	2
2006.								
Ukupno <i>Total</i>	23 136	8 895	6 218	1 768	1 335	1 065	2 477	1 378
0 – 9	1 194	-	603	1	10	111	444	25
10 – 14	760	3	327	10	53	124	230	13
15 – 17	1 179	42	480	151	220	74	169	43
18 – 20	2 376	899	785	248	191	38	124	91
21 – 24	3 292	1 542	936	345	173	51	101	144
25 – 64	12 874	6 107	2 787	1 006	624	510	899	941
65 i stariji <i>65 and over</i>	1 459	301	300	7	64	157	510	120
Nepoznato <i>Unknown</i>	2	1	-	-	-	-	-	1

Izvor: Ministarstvo unutarnjih poslova
Source: Ministry of the Interior

20-41. OSOBE POGINULE¹⁾ U PROMETNIM NESREĆAMA PREMA KATEGORIJI SUDIONIKA I GODINAMA STAROSTI
KILLED PERSONS¹⁾ IN TRAFFIC ACCIDENTS BY CATEGORIES AND AGE GROUPS

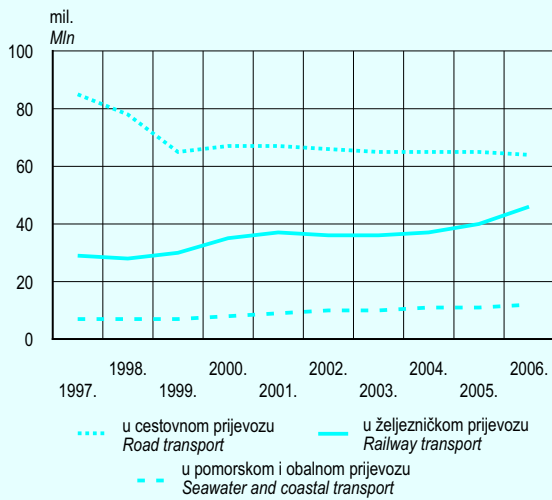
Poginuli po godinama starosti <i>Killed persons by age</i>	Ukupno <i>Total</i>	Vozači osobnih automobila <i>Passenger car drivers</i>	Putnici u osobnim automobilima <i>Passengers in passenger cars</i>	Motociklisti <i>Motor cyclists</i>	Mopedisti <i>Moped riders</i>	Biciklisti <i>Bicycle riders</i>	Pješaci <i>Pedestrians</i>	Ostali <i>Others</i>
2002.								
Ukupno <i>Total</i>	627	196	111	58	20	40	151	51
0 – 9	7	-	2	-	-	1	4	-
10 – 14	10	1	4	2	-	2	1	-
15 – 17	22	1	8	4	4	-	5	-
18 – 20	58	18	25	6	4	-	3	2
21 – 24	79	28	19	16	2	-	9	5
25 – 64	342	142	43	30	9	24	57	37
65 i stariji <i>65 and over</i>	108	6	10	-	1	13	72	6
Nepoznato <i>Unknown</i>	1	-	-	-	-	-	-	1
2003.								
Ukupno <i>Total</i>	701	235	153	53	28	48	132	52
0 – 9	19	-	9	-	-	1	7	2
10 – 14	13	-	7	-	-	3	3	-
15 – 17	30	4	15	3	5	-	3	-
18 – 20	59	17	25	6	5	-	4	2
21 – 24	73	31	22	12	1	-	3	4
25 – 64	368	160	61	32	12	26	44	33
65 i stariji <i>65 and over</i>	136	22	12	-	5	18	68	11
Nepoznato <i>Unknown</i>	3	1	2	-	-	-	-	-
2004.								
Ukupno <i>Total</i>	608	196	139	63	14	36	115	45
0 – 9	23	-	11	-	-	1	11	-
10 – 14	11	-	6	-	-	2	3	-
15 – 17	29	1	12	9	2	1	2	2
18 – 20	52	18	23	4	1	-	4	2
21 – 24	66	23	22	14	2	1	3	1
25 – 64	335	137	55	36	5	23	47	32
65 i stariji <i>65 and over</i>	92	17	10	-	4	8	45	8
Nepoznato <i>Unknown</i>	-	-	-	-	-	-	-	-
2005.								
Ukupno <i>Total</i>	597	186	138	82	13	34	101	43
0 – 9	14	-	9	-	-	-	5	-
10 – 14	5	-	2	-	-	1	1	1
15 – 17	26	1	9	6	5	1	3	1
18 – 20	54	18	20	13	1	-	1	1
21 – 24	56	25	10	17	-	-	2	2
25 – 64	346	129	71	46	4	22	42	32
65 i stariji <i>65 and over</i>	96	13	17	-	3	10	47	6
Nepoznato <i>Unknown</i>	-	-	-	-	-	-	-	-
2006.								
Ukupno <i>Total</i>	614	191	115	68	13	50	126	51
0 – 9	21	-	7	-	-	1	12	1
10 – 14	7	-	3	-	-	2	1	1
15 – 17	20	1	8	4	-	1	4	2
18 – 20	46	20	13	9	1	-	1	2
21 – 24	71	30	18	19	1	-	1	2
25 – 64	335	127	52	36	6	26	51	37
65 i stariji <i>65 and over</i>	114	13	14	-	5	20	56	6
Nepoznato <i>Unknown</i>	-	-	-	-	-	-	-	-

1) Osobe poginule u prometnim nesrećama jesu osobe preminule na mjestu prometne nesreće, pri prijevozu do bolnice i do 30 dana nakon nesreće.

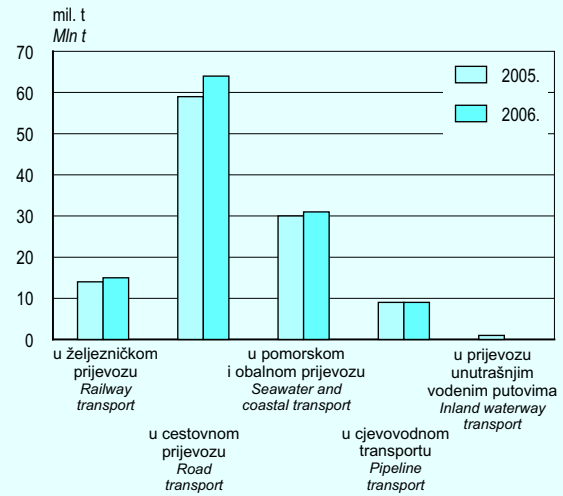
1) Persons killed in traffic accidents include those killed instantly, those who died on the way to the hospital or those who died up to 30 days after the accident.

Izvor: Ministarstvo unutarnjih poslova
 Source: Ministry of the Interior

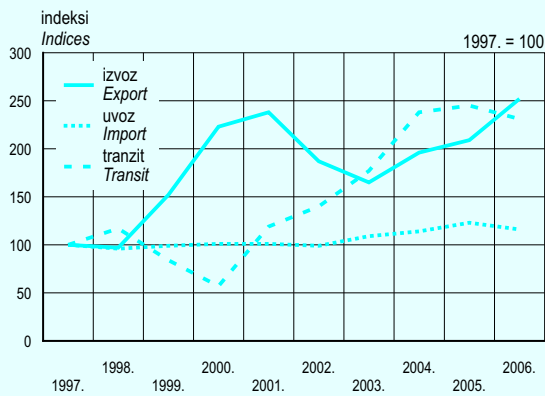
G 20-1. PREVEZENI PUTNICI OD 1997. DO 2006.
PASSENGERS CARRIED, 1997 – 2006



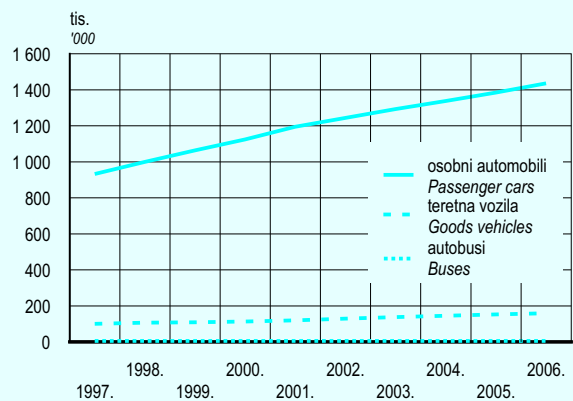
G 20-2. PRIJEVOZ ROBE U 2005. I 2006.
TRANSPORT OF GOODS, 2005 AND 2006



G 20-3. MEĐUNARODNI PROMET ROBE U MORSKIM LUKAMA OD 1997. DO 2006.
INTERNATIONAL GOODS TRAFFIC IN SEA PORTS, 1997 - 2006

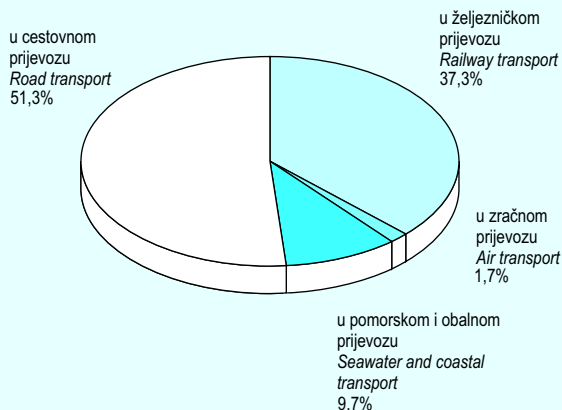


G 20-4. REGISTRIRANA CESTOVNA VOZILA OD 1997. DO 2006.
REGISTERED ROAD VEHICLES, 1997 - 2006



Izvor: Ministarstvo unutarnjih poslova
Source: Ministry of the Interior

G 20-5. STRUKTURA PRIJEVOZA PUTNIKA U 2006.
STRUCTURE OF TRANSPORT OF PASSENGERS, 2006



G 20-6. STRUKTURA PREVEZENE ROBE U 2006.
STRUCTURE OF TRANSPORT OF GOODS, 2006

