

26. OBRAZOVANJE**METODOLOŠKA OBJAŠNENJA****Izvori i metode prikupljanja podataka**

Podaci o dječjim vrtićima i drugim pravnim osobama koje ostvaruju programe predškolskog obrazovanja prikupljaju se godišnjim izvještajima sa stanjem 31. listopada tekuće pedagoške godine.

Podaci o osnovnim i srednjim školama prikupljaju se godišnjim izvještajima na početku i na kraju svake školske godine.

Podaci o upisanim studentima na visokim učilištima prikupljaju se upitnicima koje ispunjavaju studenti pri upisu u zimski semestar svake akademske godine.

Podaci o doktorandima – osobama u postupku stjecanja doktorata znanosti – odnose se na akademsku godinu. Podaci se prikupljaju upitnicima koje ispunjavaju studenti posljediplomskoga doktorskog studija pri upisu ili kandidati pri prijavi doktorata. Prikupljaju se od 2002.

Podaci o studentima koji su diplomirali i kandidatima koji su stekli naslov magistra znanosti, magistra, specijalista područja ili doktora znanosti u tijeku kalendarske godine prikupljaju se također upitnicima koje popunjavaju studenti odnosno kandidati pri diplomiranju odnosno obrani magistarskog, specijalističkog rada ili doktorske disertacije.

Podaci o nastavnima visokih učilišta prikupljaju se izvještajima o nastavnom osoblju sa stanjem 31. listopada tekuće akademske godine. Podaci uključuju sve nastavnike i suradnike u nastavi koji predaju na visokim učilištima i koji ne predstavljaju fizički broj osoba, jer nastavnik i suradnik u nastavi može predavati na dva i više visokih učilišta. Podaci također uključuju i nastavnike i suradnike u nastavi prikazane u ekvivalentu pune zaposlenosti /angažiranosti koji približno odgovaraju stvarnom broju fizičkih osoba, a dobiveni su kao izračun izražen jedinicom pune zaposlenosti/angažiranosti.

Podaci o učenicima s teškoćama u razvoju u osnovnim i srednjim školama, o učenicima u osnovnim umjetničkim školama i o obrazovanju odraslih prikupljaju se na posebnim obrascima na početku i na kraju svake školske godine.

Obuhvat i usporedivost

Podaci obuhvaćaju obrazovne ustanove uključene u obrazovni sustav Republike Hrvatske.

Podaci o predškolskom, osnovnom i srednjem obrazovanju za školske godine 1993./94. i 1994./95. obuhvaćaju vrtiće i škole na području Republike Hrvatske osim dijelova koji su bili zahvaćeni oružanim sukobima, a za školske godine 1995./96. i 1996./97. nisu obuhvaćeni samo dijelovi Osječko-baranjske i Vukovarsko-srijemske županije, koji su bili pod upravom UNTAES-a.

Svi podaci usporedivi su s prethodnim godinama.

Definicije

Obrazovni sustav Republike Hrvatske uključuje predškolsko (NSKO 0), osnovno (NSKO 1 i 2), srednje (NSKO 3) i visoko (NSKO 5 i 6) obrazovanje. Osnovno i srednje obrazovanje organizirano je kao redovito obrazovanje i posebno obrazovanje koje uključuje obrazovanje djece i mladeži s teškoćama u razvoju, obrazovanje odraslih i osnovno umjetničko obrazovanje koje priprema djecu za nastavak školovanja u srednjim umjetničkim školama.

ISCED 97 International Standard Classification of Education – Međunarodna standardna klasifikacija obrazovanja (UNESCO BPE-98/WS/1, studeni 1997.) koristi se u međunarodnoj statistici obrazovanja i omogućuje usporedivost podataka o obrazovanju na međunarodnoj razini.

Nacionalna standardna klasifikacija obrazovanja (NSKO, NN, br. 105/01.) koristi se u statistici obrazovanja na nacionalnoj razini i potpuno je usporediva s međunarodnom standardnom klasifikacijom obrazovanja ISCED 97.

EDUCATION**NOTES ON METHODOLOGY****Sources and methods of data collection**

Data on kindergartens and other legal entities implementing pre-school education are collected by annual reports with the situation as on 31 October of the current school year.

Data on basic and secondary schools are gathered by annual reports at the beginning and end of each school year.

Data on students enrolled in institutions of higher education are gathered by individual questionnaires at the beginning of the winter semester of each academic year.

Data on candidates for a doctorate – persons in a process of acquiring a doctorate of science refer to academic year. Data are collected through individual questionnaires filled in by students enrolled in postgraduate doctor's study or by entrance of a doctor's dissertation. They have been collected since 2002.

Data on graduated students and on candidates who obtained the academic title of master or doctor of science in the course of a calendar year are also collected through individual questionnaires filled in by students or candidates, respectively, who are about to graduate or to receive a title of a master or a doctor.

Data on academic staff in institutions of higher education are collected through questionnaires on academic staff as on 31 October of the current academic year. Data include teaching academic staff who teach at institutions of higher education and do not represent the actual number of persons since members of academic staff can teach at two or more institutions of higher education. Data also include teaching academic staff presented as a full-time equivalent which roughly corresponds to the actual number of persons and are obtained as a calculation presented by a full-time equivalent.

Data on children and youth with developmental difficulties in basic and secondary schools, on children in basic art schools as well as on education of adults are collected through special forms at the beginning and in the end of each school year.

Coverage and comparability

Data cover educational institutions included in the educational system of the Republic of Croatia.

Data for the school years 1993/1994 and 1994/1995 on pre-school, basic and secondary education include kindergartens and schools on the territory of the Republic of Croatia, with the exception of the areas struck by the war; for the school years 1995/1996 and 1996/1997 only the parts of the Counties of Osijek-Baranja and Vukovar-Sirmium, which were under the control of UNTAES, were not included.

All data are comparable with previous years.

Definitions

Education System of the Republic of Croatia includes pre-school (ISCED 0), basic (ISCED 1 & 2), secondary (ISCED 3) and tertiary (ISCED 5 & 6) education. Basic and secondary education is either regular or special, which includes education of children and youth with developmental difficulties, education of adults and basic education in art schools, as a preparation for education in secondary art schools.

The International Standard Classification of Education (ISCED 97, UNESCO BPE-98/WS/1, November 1997) is used in international education statistics and enables comparability of data on education at the international level.

The National Standard Classification of Education (NSKO, NN, No. 105/2001) is used in education statistics at the national level and is completely comparable with the International Standard Classification of Education (ISCED 97).

OBRAZOVANJE EDUCATION

NSKO (kao i ISCED 97) ima dvije glavne ukrížene varijable: položaj programa obrazovanja i područje programa obrazovanja. Prva dimenzija varijable položaj programa obrazovanja jest razina obrazovanja.

U obrazovnom sustavu Republike Hrvatske razine obrazovanja jesu:

NSKO 0 – predškolsko obrazovanje, odgovara razini 0 ISCED-a 97

NSKO 1 – niže osnovno obrazovanje (prve četiri godine osnovnog obrazovanja), odgovara razini 1 ISCED-a 97

NSKO 2 – više osnovno obrazovanje (završne četiri godine osnovnog obrazovanja), odgovara razini 2 ISCED-a 97

NSKO 3 – srednje obrazovanje, odgovara razini 3 ISCED-a 97

NSKO 5 – tercijarno obrazovanje odnosno više, visoko i poslijediplomsko obrazovanje (magisterij), odgovara razini 5 ISCED-a 97

NSKO 5.1. – visoko i poslijediplomsko obrazovanje (magisterij), odgovara podrazini 5A ISCED-a 97

NSKO 5.2. – više obrazovanje i stručni studij, odgovara podrazini 5B ISCED-a 97

NSKO 6 – doktorat znanosti, odgovara razini 6 ISCED-a 97.

Dječji vrtići jesu ustanove koje obavljaju djelatnost predškolskog odgoja i obrazovanja. Programi predškolskog odgoja mogu se ostvarivati i pri osnovnim školama, kao igraonice u knjižnicama te u zdravstvenim, socijalnim, kulturnim, sportskim ustanovama i udrugama (druge pravne osobe).

Škole – u statistici obrazovanja školom se smatra skupina učenika koja prati nastavu određene vrste i stupnja po istovrsnomu nastavnom planu i programu na određenoj lokaciji. Svaka teritorijalno odvojena jedinica (razredni odjel) iste vrste smatra se također školom (školskom jedinicom).

Visoka učilišta jesu sveučilište te fakultet, sveučilišni odjel i umjetnička akademija u njegovu sastavu, veleučilište i visoka škola. Sveučilište, fakultet, sveučilišni odjel i umjetnička akademija obavljaju djelatnost visokog obrazovanja, znanstvenu, stručnu i umjetničku djelatnost u skladu sa zakonom i svojim statutom. Ova visoka učilišta organiziraju i izvode sveučilišne studije, a mogu organizirati i izvoditi i stručne studije. Veleučilište i visoka škola organiziraju i izvode stručne studije te mogu obavljati stručnu, znanstvenu i umjetničku djelatnost u skladu sa zakonom i svojim statutom.

Učenički dom jest ustanova koja pruža smještaj i prehranu učenicima za vrijeme školovanja te organizira i odgojno-obrazovni rad, kulturne i druge aktivnosti učenika.

Studentski dom osigurava smještaj studentima visokih učilišta za vrijeme studija. Studentima, osim smještaja, može biti osigurana i prehrana.

Redovito obrazovanje

Predškolsko obrazovanje nije obvezatno i obuhvaća djecu od treće godine života do polaska u školu.

Podaci u tablici 26-1. za predškolsko obrazovanje počevši od 1989./1990. uključuju, osim djece koja su pohađala vrtić, i djecu koja su pohađala predškolu.

Osnovno obrazovanje traje osam godina i obvezatno je za svu djecu od 7 do 15 godina, a cilj mu je stjecanje općeg znanja, što se ostvaruje prema jedinstvenim nastavnim planovima i programima.

Srednje obrazovanje traje od 1 do 4 godine, a omogućuje stjecanje znanja i vještina potrebnih za uključivanje na tržište rada ili za nastavak školovanja. Srednje obrazovanje nije obvezatno. Vrste srednjih škola, ovisno o nastavnom planu i programu, jesu:

- gimnazije
- tehničke i srodne škole
- umjetničke škole
- industrijske i obrtničke škole.

NSKO (as well as ISCED 97) consists of two main crossed variables: position of the education programme and field of the education programme. The first dimension of the variable the position of the education programme is the level of education.

In the Education System of the Republic of Croatia the levels of education are the following:

NSKO 0 - pre-school education, corresponding to level 0 ISCED 97;

NSKO 1 - primary education (first four grades of basic education), corresponding to level 1 ISCED 97;

NSKO 2 - lower secondary education (last four years of basic education), corresponding to level 2 ISCED 97;

NSKO 3 - upper secondary education, corresponding to level 3 ISCED 97;

NSKO 5 - tertiary education, undergraduate and postgraduate (master's degree), corresponding to level 5 ISCED 97;

NSKO 5.1. - university and post-graduate education (master's degree), corresponding to sublevel 5A ISCED 97;

NSKO 5.2 - non-university education and professional study, corresponding to sublevel 5B ISCED 97;

NSKO 6 - doctorate of science (DSc), corresponding to level 6 ISCED 97.

Kindergartens are institutions that provide upbringing, care and education for pre-school children. Pre-school programmes can be implemented in basic schools, in library playrooms, and in other social, cultural, and sport institutions and organizations (other legal entities).

Schools - in education statistics a school is considered a group of pupils following the same educational plan and programme at a certain location. Each geographically separated unit (a class) is also considered a school (a school unit).

Institutions of higher education are university, university department faculty and art academy within it, polytechnic and school of professional higher education. University, university department faculty and art academy perform the activity of higher education, scientific, professional and artistic activity in line with the law and their statutes. These institutions organise and conduct university studies. They can conduct professional studies as well. Polytechnic and school of higher education organise and conduct professional studies. They can perform professional, scientific and artistic activity in line with the law and their statutes.

Boarding homes for pupils are institutions that provide board and lodging for pupils during their studies and organize educational work, cultural and other pupils' activities.

Boarding homes for students are institutions that provide board and lodging for students during their studies. Besides accommodation, meals can be provided.

Regular education

Pre-school education is not compulsory and includes children from three years of age to the age of starting school.

Data in table 26-1 about pre-school education include, starting from 1989/90 (besides children in kindergarten) also children who attended only pre-school lessons.

Basic education lasts for eight years and is compulsory for all children between the age of seven and fifteen. It gives basic general education according to the established educational plan and programme.

Upper secondary education may last from 1 to 4 years. It gives education and skills that are necessary either to enter the labour market or to continue with the education. Upper secondary education is not compulsory. Depending on education plan and programme, there are following types of upper secondary schools:

- grammar schools
- technical and related schools
- art schools
- trade and crafts schools.

Na područjima na kojima žive pripadnici nacionalnih manjina osnivaju se jedinice osnovnog i srednjeg obrazovanja s programima na jeziku i pismu nacionalnih manjina.

Visoko obrazovanje provodi se kroz sveučilišne i stručne studije.

Sveučilišni studij osposobljava studente za obavljanje poslova u znanosti i visokom obrazovanju, u poslovnom svijetu, javnom sektoru i društvu općenito te ih osposobljava za razvoj i primjenu znanstvenih i stručnih dostignuća. Sveučilišni studiji ustrojavaju se i izvode na sveučilištu.

Stručni studij pruža studentima primjerenu razinu znanja i vještina koje omogućuju obavljanje stručnih zanimanja i osposobljava ih za neposredno uključivanje u radni proces. Stručni studiji provode se na visokoj školi ili veleučilištu, a mogu se iznimno provoditi i na sveučilištu u skladu sa Zakonom o znanstvenoj djelatnosti i visokom obrazovanju i njegovim izmjenama i dopunama (NN 123/03., 105/04.).

Poslijediplomski sveučilišni studij traje u pravilu tri godine. Ispunjenjem svih propisanih uvjeta i javnom obranom doktorskog rada, stječe se akademski stupanj doktora znanosti (dr. sc.), odnosno doktora umjetnosti (dr. art.). Sveučilište može organizirati poslijediplomski specijalistički studij u trajanju od jedne do dvije godine, kojim se stječe zvanje specijalista određenog područja (spec.).

Posebno obrazovanje

Osnovne glazbene i baletne škole pripremaju djecu za nastavak obrazovanja u srednjim glazbenim i baletnim školama. Učenici pohađaju te škole usporedo s osnovnom školom u kojoj stječu obvezatno osnovno obrazovanje.

Obrazovanje djece i mladeži s teškoćama u razvoju provodi se u osnovnoj školi u posebnim odgojno-obrazovnim grupama i razrednim odjelima u okviru škole. Iznimno, za djecu s većim teškoćama u razvoju osnovno školovanje obavlja se u posebnim ustanovama odgoja i obrazovanja. Djeca s teškoćama u razvoju mogu pohađati školu do 21. godine života.

Srednje obrazovanje mladeži s teškoćama u razvoju organizirano je uz primjenu individualnog pristupa u posebnim razrednim odjelima ili u posebnim ustanovama odgoja i obrazovanja.

Obrazovanje odraslih omogućuje obrazovanje odraslim osobama koje u dobi uzrasta za redovito školovanje nisu dobile odgovarajuće obrazovanje te osobama kojima je potrebna nadopuna stručne naobrazbe. Odrasli mogu steći obrazovanje pohađanjem nastave ili polaganjem ispita. Osnovno i srednje obrazovanje odraslih provodi se u osnovnim i srednjim školama i drugim ovlaštenim ustanovama.

Podaci o odgojiteljima, učiteljima, nastavnicima i suradnicima u nastavi ne predstavljaju broj fizičkih osoba već broj njihova angažmana na jednoj ili više obrazovnih ustanova.

STATISTIČKE PUBLIKACIJE

Statistička izvješća

32 R,O; 51 R,O; 67 R; 71 R; 77 R,O; 87 R,O; 90 R; 104 R,O; 111 R,O; 118 R,O; 120 R; 126 R,O; 139 R,O; 158 R,O; 159 R; 179 R,O; 182 R; 203 R,O; 207 R,O; 213 R; 214 R,O; 241 R,O; 242 R,O; 252 R; 253 R; 276 R,O; 277 R; 283 R,O; 291 R; 302 O; 312 R,O; 318 R; 330 R,O; 332 R; 357 R; 366 R,O; 367 R; 394 R; 402 R,ZO,O; 405 R; 433 R; 444 R,N; 446 R, ZO,O; 455 R,ZO,O; 473 R; 481 R,N; 482 R,ZO,O; 507 R; 519 R, N; 525 R,ZO,O; 550 R; 558 R; 565 R,ZO,O; 584 R; 585 R; 590 ZO,O; 595 R; 597 R,ZO,O; 621 R; 629 R,ZO,O; 630 R, ZO,O; 658 R,ZO,O; 666 R,ZO,O; 667 R,ZO,O; 668 R,ZO,O; 669 R,ZO,O; 696 R,ZO,O; 708 R,ZO,O; 715 R; 716 R,ZO,O; 733 R,ZO,O; 745 R,ZO,O; 747 R,ZO,O; 756 R,ZO,O; 768 R; 780 R,ZO,O; 788 R,ZO,O; 790 R,ZO,O; 798 R,ZO,O; 818 R,O; 826 R,O; 828 R,O; 834 R,O; 851 R,O; 856 R,O; 866 R,O; 871 R,O; 909 R,O; 912 R,O; 914 R,O; 920 R,O; 944 R,Ž; 945 R,Ž; 947 R,Ž; 952 R,Ž; 970 R,Ž,G,O; 974 R,Ž,G,O; 979 R, Ž,G,O; 985 R, Ž,G,O; 1000 R,Ž,G,O; 1003 R,Ž,G,O; 1007 R,Ž, G,O; 1010 R,Ž,G,O; 1034 R, Ž, G, O; 1035 R, Ž, G, O; 1036 R, Ž, G, O; 1037 R, Ž, G, O; 1060 R,Ž,G,O; 1061 R,Ž,G,O; 1062 R,Ž,G,O; 1063 R,Ž,G,O; 1083 R,Ž,G,O; 1084 R,Ž,G,O;

In areas inhabited by national minorities, basic and secondary schools (school units) are established with educational programmes in their respective languages and scripts.

Tertiary education is carried out through university and professional studies.

University study enables a person for the engagement in scientific work or in tertiary education, business world, public sector and in society in general and prepares him or her for the development and implementation of scientific and expert achievements. University studies are established and performed at the university.

Professional study offers an adequate level of knowledge and skills, enabling a person for a professional occupation and preparing him or her for actual work. Professional studies are carried out at non-university colleges and polytechnics. Exceptionally, they can be carried out at universities, according to the Scientific Activity and Higher Education Act and the Amendments to the Scientific Activity and Higher Education Act (NN, Nos. 123/03 and 105/04).

Postgraduate university study, as a rule, lasts for three years. After fulfilling all conditions and on public defending of a doctoral dissertation, a person obtains an academic degree of the doctor of science (Dr. Sc.) or the doctor of art (Dr. Art). A university can organise a postgraduate specialist study lasting one to two years, by which a person obtains a degree of a specialist in a particular field (S.)

Special education

Basic music and ballet schools prepare children for the continuation of education in secondary art schools of the same kind. The pupils are obliged to concurrently attend a regular basic school.

Education of children and youth with developmental difficulties is carried out in basic schools in special training-educational groups and class units within the school. In the case of heavier developmental difficulties, basic education is provided in special institutions. Children with developmental difficulties can attend school until the age of 21.

Upper secondary education of youth with developmental difficulties is provided by applying individual methods within special class units or educational institutions.

Adults Education is aimed at providing education for adults who have not obtained an adequate education in the course of regular schooling and those who want to get more of vocational education. For adults, this can include either regular attending of school or only taking exams. Basic and upper secondary education of adults is carried out in basic and upper secondary schools and other licensed institutions.

Data on kindergarten teachers, primary teachers, teachers and other auxiliary staff participating in education don't present the number of actual persons but instead the number of positions held at one or more educational institutions.

STATISTICAL PUBLICATIONS

Statistical Reports

32 R,M; 51 R,M; 67 R; 71 R; 77 R,M; 87 R,M; 90 R; 104 R,M; 111 R,M; 118 R,M; 120 R; 126 R,M; 139 R,M; 158 R,M; 159 R; 179 R,M; 182 R; 203 R,M; 207 R,M; 213 R; 214 R,M; 241 R,M; 242 R,M; 252 R; 253 R; 276 R,M; 277 R; 283 R,M; 291 R; 302 M; 312 R,M; 318 R; 330 R,M; 332 R; 357 R; 366 R,M; 367 R; 394 R; 402 R,AM,M; 405 R; 433 R; 444 R,S; 446 R, AM,M; 455 R,AM,M; 473 R; 481 R,S; 482 R,AM,M; 507 R; 519 R,S; 525 R,AM,M; 550 R; 558 R; 565 R,AM,M; 584 R; 585 R; 590 AM,M; 595 R; 597 R,AM,M; 621 R; 629 R,AM,M; 630 R,AM,M; 658 R,AM,M; 666 R,AM,M; 667 R,AM,M; 668 R, AM,M; 669 R,AM,M; 696 R,AM,M; 708 R,AM,M; 715 R; 716 R, AM,M; 733 R,AM,M; 745 R,AM,M; 747 R,AM,M; 756 R,AM,M; 768 R; 780 R,AM,M; 788 R,AM,M; 790 R,AM,M; 798 R,AM,M; 818 R,M; 826 R,M; 828 R,M; 834 R,M; 851 R,M; 856 R,M; 866 R,M; 871 R,M; 909 R,M; 912 R,M; 914 R,M; 920 R,M; 944 R,C; 945 R,C; 947 R,C; 952 R,C; 970 R,C,T,M; 974 R,C, T,M; 979 R,C,T,M; 985 R,C,T,M; 1000 R,C,T,M; 1003 R,C,T,M; 1007 R,C,T,M; 1010 R,C,T,M; 1034 R,C,T,M; 1035 R,C,T,M; 1036 R,C,T,M; 1037 R,C,T,M; 1060 R,C,T,M; 1061 R,C,T,M; 1062 R,C,T,M; 1063 R,C,T,M; 1083 R,C,T,M;

OBRAZOVANJE
EDUCATION

1085 R,Ž,G,O; 1086 R,Ž,G,O; 1109 R,Ž,G,O; 1110 R,Ž,G,O; 1111 R,Ž,G,O;
1112 R,Ž,G,O; 1140 R,Ž,G,O; 1141 R,Ž,G,O; 1142 R,Ž,G,O; 1143 R,Ž,G,O;
1170 R,Ž,G,O; 1171 R,Ž,G,O; 1172 R,Ž,G,O; 1173 R,Ž,G,O; 1203 R,Ž,G,O;
1204 R,Ž,G,O; 1205 R,Ž,G,O; 1206 R,Ž,G,O; 1237 R,Ž,G,O; 1238 R,Ž,G,O;
1239 R,Ž,G,O; 1240 R,Ž,G,O; 1269 R,Ž,G,O; 1270 R,Ž,G,O; 1271 R,Ž,G,O;
1272 R,Ž,G,O; 1301 R,Ž,G,O; 1302 R,Ž,G,O; 1303 R,Ž,G,O; 1304 R,Ž,G,O

1084 R,C,T,M; 1085 R,C,T,M; 1086 R,C,T,M; 1109 R,C,T,M; 1110 R,C,T,M;
1111 R,C,T,M; 1112 R,C,T,M; 1140 R,C,T,M; 1141 R,C,T,M; 1142 R,C,T,M;
1143 R,C,T,M; 1170 R,C,T,M; 1171 R,C,T,M; 1172 R,C,T,M; 1173 R,C,T,M;
1203 R,C,T,M. 1204 R,C,T,M; 1205 R,C,T,M. 1206 R,C,T,M; 1237 R,C,T,M;
1238 R,C,T,M; 1239 R,C,T,M; 1240 R,C,T,M; 1269 R,C,T,M; 1270 R,C,T,M;
1271 R,C,T,M; 1272 R,C,T,M; 1301 R,C,T,M; 1302 R,C,T,M; 1303 R,C,T,M;
1304 R,C,T,M

Studije i analize

2. Dr. Zora Steinman:
Visoko školstvo u NR Hrvatskoj
3. Dr. Zora Steinman:
Stvarno trajanje studija na fakultetima u NR Hrvatskoj
5. Dr. Zora Steinman:
Razvoj školstva u kotaru Karlovac od škol. god. 1951/52 - 1957/58.
12. Dr. Zora Steinman:
Prelaz omladine u škole II stupnja iza završenog obaveznog školovanja
21. Dr. Zora Steinman:
Razvoj redovnog školovanja u SR Hrvatskoj od šk. god. 1947/48 1962/63.
24. Stojanka Ivković:
Stvarno trajanje studija na školama III stupnja u SR Hrvatskoj 1956-1963.
25. Dr. Zora Steinman:
Školovanje školskog i mlađeg radnog kontingenta stanovništva u SR Hrvatskoj
29. Dr. Zora Steinman – Stojanka Ivković:
Trajanje studija i tokovi školovanja studenata škola trećeg stupnja u SR Hrvatskoj, razdoblje 1960-1967. god.
38. Dr. Zora Steinman:
Metode projekcije završavanja školovanja

Studies and analyses

2. Zora Steinman, DSc:
Further and Higher Education in NR Croatia
3. Zora Steinman, DSc:
Actual Study Duration on Universities in NR Croatia
5. Zora Steinman, DSc:
School System Development in Karlovac District, schoolyear 1951/52-1957/58
12. Zora Steinman, DSc:
Youth Transition into Secondary Schools after Finished Obligatory Education
21. Zora Steinman, DSc:
Regular Education Development in SR Croatia, school year 1947/48 1962/63
24. Stojanka Ivković:
Actual Study Duration on Third Level Schools in SR Croatia 1956-1963
25. Zora Steinman, DSc:
School and Younger Working Population Education in SR Croatia
29. Zora Steinman, DSc – Stojanka Ivković:
Study Duration and Education Flows of Third Level School Students in SR Croatia, 1960-1967
38. Zora Steinman, DSc:
Education Finishing Projection Methods

Metodološke upute

11. Predškolske ustanove, osnovne i srednje škole, učenički domovi
40. Nacionalna standardna klasifikacija obrazovanja (NSKO)
56. Polja obrazovanja i usavršavanja, Priručnik (prijevod)

Methodologies

- 11 *Pre-school institutions, basic and secondary schools, school children's homes*
- 40 *National Standard Classification of Education (NSKO)*
- 56 *Fields of Education and Training, Manual (translation)*

Izvanredna izdanja

Međunarodna standardna klasifikacija obrazovanja ISCED 1997.

Special Editions

International Standard Classification of Education, ISCED 1997 (UNESCO)

R = Republika Hrvatska
ZO = zajednice općina
Ž = županije
G = gradovi
O = općine
N = naselja

R = the Republic of Croatia
AM = Regional Associations of Municipalities
C = Counties
T = Towns
M = Municipalities
S = Settlements

26-1. UPISANA DJECA, UČENICI I STUDENTI PREMA RAZINAMA OBRAZOVANJA NA POČETKU ŠKOLSKE GODINE
CHILDREN, PUPILS AND STUDENTS ENROLLED, BY LEVEL OF EDUCATION, THE BEGINNING OF THE SCHOOL YEAR

	Predškolsko obrazovanje ¹⁾ NSKO 0 Pre-school education ¹⁾ ISCED 0			Osnovno obrazovanje ²⁾ NSKO 1 i 2 Basic education ²⁾ ISCED 1 & 2			Srednje obrazovanje ²⁾ NSKO 3 Secondary education ²⁾ ISCED 3			Visoko obrazovanje NSKO 5 Tertiary education ISCED 5		
	dječji vrtići i druge pravne osobe ³⁾ Kindergartens and other legal entities ³⁾	djeca Children	odgojitelji i učitelji Kindergarten teachers	škole Schools	učenici Pupils	učitelji Teachers	škole Schools	učenici Pupils	nastavnici Teachers	visoka učilišta Institutions of higher education	studenti Students	nastavnici i suradnici u nastavi Academic staff
1982./1983.	798	67 847	4 085	2 805	508 638	27 431	428	196 148	13 451	82	61 807	5 710
1983./1984.	802	67 481	4 256	2 780	511 618	27 181	430	194 207	13 012	76	57 722	5 494
1984./1985.	819	69 080	4 282	2 749	513 642	26 821	430	195 244	12 605	67	57 040	5 749
1985./1986.	838	69 374	4 395	2 724	520 576	27 165	429	189 946	12 403	67	55 886	5 081
1986./1987.	868	71 520	4 566	2 698	522 413	27 493	433	192 923	12 587	64	60 001	5 260
1987./1988.	875	73 032	4 726	2 673	520 684	27 811	231	194 967	12 923	60	62 981	5 534
1988./1989.	894	74 583	4 808	2 647	514 437	27 698	227	200 175	12 990	59	65 276	6 360
1989./1990.	936	86 243	5 427	2 608	503 129	27 282	227	205 860	12 885	59	69 021	6 132
1990./1991.	930	85 468	5 619	2 026	431 586	23 262	199	187 211	11 958	58	70 781	6 633
1991./1992.	763	60 214	4 616	1 859	415 750	22 187	467 ⁴⁾	173 727	11 705	57	68 720	6 425
1992./1993.	831	64 169	4 858	1 930	446 621	23 873	522	190 269	13 451	61	75 514	6 371
1993./1994.	846	70 282	5 081	1 930	441 837	24 067	510	206 730	14 882	63	80 410	6 146
1994./1995.	871	75 466	5 320	1 928	431 795	24 194	482	196 740	15 269	64	80 185	5 893
1995./1996.	902	76 695	5 531	1 937	421 742	24 003	501	199 283	15 347	65	84 208	6 073
1996./1997.	960	79 489	5 842	2 021	416 990	25 192	550	203 772	16 640	68	85 752	6 030
1997./1998.	980	82 894	6 201	2 127	423 165	26 199	577	199 863	16 942	69	90 021	6 253
1998./1999.	1 003	81 288	6 359	2 140	418 971	26 116	614	200 416	17 836	94	91 874	6 748
1999./2000.	1 034	84 526	6 372	2 144	413 468	26 820	627	196 023	18 436	93	96 798	7 563
2000./2001.	1 036	84 023	6 374	2 141	405 682	27 147	634	195 120	19 325	93	100 297	7 701
2001./2002.	1 051	85 553	6 566	2 134	400 100	27 502	645	195 000	19 718	95	107 911	7 622
2002./2003.	1 067	85 742	6 783	2 139	395 702	27 905	650	196 147	19 733	100	116 434	8 132
2003./2004.	1 067	86 312	7 020	2 138	393 421	28 335	665	195 340	20 073	102	120 822	7 917
2004./2005.	1 190	88 930	7 376	2 141	391 744	29 485	665	192 076	20 701	103	128 670	8 764
2005./2006.	1 205	89 571	7 715	2 140	387 952	30 131	683	189 661	21 835	110	132 952	9 486
2006./2007.	1 244	90 947	8 079	2 146	382 441	30 450	693	187 977	22 573	114	136 129	13 075 ⁵⁾

1) Od 1989./1990. prikazuju se podaci za djecu koja su obuhvaćena programom predškolskog obrazovanja u dobi od 3 do 7 i više godina.

2) Do 1995./1996. prikazani su podaci samo za redovite osnovne i srednje škole. Od 1996./1997. uključeni su i podaci za škole za djecu i mladež s teškoćama u razvoju i vjerske gimnazije.

3) Do 2004./2005. prikazani su podaci samo za dječje vrtiće. Od 2004./2005. uključene su i druge pravne osobe koje ostvaruju programe predškolskog odgoja.

4) Od 1991./1992. broj srednjih škola povećao se zbog preobrazbe srednjoškolskih centara u zasebne srednje škole: gimnazije, tehničke i srodne srednje škole, industrijske i obrtničke škole i umjetničke škole.

5) Od 2006./2007. obuhvat istraživanja je izmijenjen i prilagođen potrebama korisnika. Podatak uključuje sve nastavnike i suradnike u nastavi koji predaju na visokim učilištima. S obzirom na to da nastavnik i suradnik u nastavi može predavati na dva i više visokih učilišta prikazan podatak ne odgovara stvarnom broju fizičkih osoba. Broj nastavnika i suradnika u nastavi prikazan ekvivalentom pune zaposlenosti/angažiranosti približno odgovara stvarnom broju fizičkih osoba (vidi tablicu 26-13.).

1) Since the school year 1989/90 data on children aged between 3 and 7 and over, who are included in the pre-school education programme, have been presented.

2) Until 1995/96 data were presented only on regular basic and secondary schools; Since 1996/97, data on schools for children and youth with developmental difficulties and religious grammar schools, have been included.

3) Until 2004/05 data were presented only on kindergartens. Since 2004/05, data on other legal entities implementing pre-school educational programmes have been included.

4) Since 1991/92 the number of secondary schools has increased due to the transformation of secondary school centres into independent secondary schools: grammar, technical and related schools, industrial and crafts schools and art schools.

5) Since 2006/2007, the coverage of the survey is changed and adjusted to user needs. The figure includes all members of academic staff who teach at institutions of higher education. Since members of academic staff can teach at two or more institutions of higher education the figure shown does not correspond to the actual number of persons. Number of academic staff presented as full-time equivalent roughly corresponds to the actual number of persons (see table 26-13.).

26-2. UČENICI I STUDENTI KOJI SU ZAVRŠILI OSNOVNU ILI SREDNJU ŠKOLU ODNOSNO DIPLOMIRALI NA VISOKIM UČILIŠTIMA
BASIC AND SECONDARY SCHOOL GRADUATES AND STUDENTS GRADUATED FROM INSTITUTIONS OF HIGHER EDUCATION

	Učenici koji su završili osnovnu školu ¹⁾ NSKO 2 <i>Graduated from basic school¹⁾</i> ISCED 2			Učenici koji su završili srednju školu ¹⁾ NSKO 3 <i>Graduated secondary school¹⁾</i> ISCED 3			Studenti koji su diplomirali na visokim učilištima (NSKO 5) <i>Students graduated from institutions of higher education (ISCED 5)</i>					
	ukupno <i>Total</i>	učenici <i>Male</i>	učenice <i>Female</i>	ukupno <i>Total</i>	učenici <i>Male</i>	učenice <i>Female</i>	stručni studij NSKO 5.2. <i>Professional study ISCED 5B</i>			sveučilišni studij NSKO 5.1. <i>University study ISCED 5A</i>		
							ukupno <i>Total</i>	studenti <i>Male</i>	studentice <i>Female</i>	ukupno <i>Total</i>	studenti <i>Male</i>	studentice <i>Female</i>
1987.	63 103	44 539	4 522	2 261	2 261	6 384	3 116	3 268
1988.	64 064	40 156	4 243	2 005	2 238	6 257	3 089	3 168
1989.	64 753	41 050	3 751	1 761	1 990	6 637	3 276	3 361
1990.	62 310	42 408	3 284	1 524	1 760	6 422	2 969	3 453
1991.	52 276	40 126	19 754	20 372	3 009	1 316	1 693	5 671	2 700	2 971
1992.	52 228	37 970	17 764	20 206	2 783	1 160	1 623	5 073	2 194	2 879
1993.	58 002	39 911	18 882	21 029	2 967	1 300	1 667	5 308	2 346	2 962
1994.	57 656	54 914	27 370	27 544	2 852	1 300	1 552	5 542	2 337	3 205
1995.	56 597	45 088	21 921	23 167	3 219	1 701	1 518	6 079	2 634	3 445
1996.	55 198	48 498	24 396	24 102	3 782	1 944	1 838	7 679	3 423	4 256
1997.	52 376	26 773	25 603	51 005	25 396	25 609	3 657	2 019	1 638	7 803	3 489	4 314
1998.	54 522	27 966	26 556	51 165	25 603	25 562	4 419	2 374	2 045	8 867	3 759	5 108
1999.	52 285	26 658	25 627	50 928	25 435	25 493	4 468	2 314	2 154	8 847	3 653	5 194
2000.	53 839	27 380	26 459	49 081	24 025	25 056	4 626	2 419	2 207	8 884	3 585	5 299
2001.	52 982	26 990	25 992	48 203	24 085	24 118	5 432	2 373	3 059	8 378	3 416	4 962
2002.	53 368	27 235	26 133	47 057	23 162	23 895	5 453	2 649	2 804	9 415	3 733	5 682
2003.	51 211	26 250	24 961	47 092	23 384	23 708	6 489	2 864	3 625	9 243	3 753	5 490
2004.	50 088	25 644	24 444	48 548	23 848	24 700	8 029	3 282	4 747	9 362	3 724	5 638
2005.	50 173	25 538	24 635	47 698	23 536	24 162	8 458	3 432	5 026	9 732	3 913	5 819
2006.	49 578	25 489	24 089	46 551	22 874	23 677	8 919	3 765	5 154	10 647	4 207	6 440

1) Od 1996. uključeni su i podaci za učenike škola za djecu i mladež s teškoćama u razvoju.

1) Since 1996, data on schools for children and youth with developmental difficulties have been included.

26-3. REDOVITE ŠKOLE, RAZREDNI ODJELI, UČENICI I NASTAVNICI, KRAJ ŠKOLSKE GODINE
REGULAR SCHOOLS, CLASS UNITS, PUPILS AND TEACHERS, END OF SCHOOL YEAR

	Škole Schools	Razredni odjeli Class units	Učenci Pupils				Nastavnici Teachers			
			ukupno Total	učenci Male	učenice Female	I. razreda First grade	ukupno Total	muškarci Men	žene Women	s punim radnim vremenom Full-time teachers
Osnovne škole (NSKO 1 i 2) <i>Basic schools (ISCED 1&2)</i>										
1996./1997.	1 993	17 536	413 830	212 727	201 103	49 006	24 606	5 987	18 619	22 014
1997./1998.	2 076	17 999	418 404	214 599	203 805	50 269	25 184	6 113	19 071	22 560
1998./1999.	2 089	18 089	415 250	212 818	202 432	50 089	25 555	6 082	19 473	22 845
1999./2000.	2 093	18 180	409 749	210 180	199 569	47 374	26 259	6 210	20 049	23 299
2000./2001.	2 088	18 180	402 281	206 051	196 230	47 127	26 495	6 267	20 228	23 325
2001./2002.	2 088	18 225	397 246	203 580	193 666	48 405	26 899	6 200	20 699	23 532
2002./2003.	2 087	18 221	392 122	201 013	191 109	48 626	27 230	6 176	21 054	23 545
2003./2004.	2 083	18 238	390 533	200 250	190 283	50 326	28 125	6 228	21 897	23 714
2004./2005.	2 088	18 313	388 961	199 291	189 670	48 682	28 836	6 230	22 606	24 087
2005./2006.	2 085	18 324	384 634	197 162	187 472	46 552	29 256	6 177	23 079	24 095
Srednje škole (NSKO 3) <i>Secondary schools (ISCED 3)</i>										
1996./1997.	554	6 960	199 018	98 211	100 807	57 884	16 586	6 441	10 145	12 003
1997./1998.	585	7 056	198 065	97 949	100 116	55 665	17 023	6 563	10 460	12 005
1998./1999.	597	6 982	195 197	96 601	98 596	56 466	17 800	6 756	11 044	12 415
1999./2000.	611	6 960	191 252	94 491	96 761	54 003	18 783	6 921	11 862	13 130
2000./2001.	618	6 983	191 039	94 706	96 333	55 871	19 094	6 922	12 172	13 431
2001./2002.	627	7 072	190 744	94 541	96 203	54 877	19 214	6 899	12 315	13 346
2002./2003.	634	7 137	191 670	94 878	96 792	54 941	19 560	6 934	12 626	13 533
2003./2004.	641	7 174	190 784	94 113	96 671	53 438	20 099	7 058	13 041	13 843
2004./2005.	647	7 121	186 918	92 791	94 127	51 875	21 142	7 540	13 602	11 389
2005./2006.	656	7 098	184 924	91 678	93 246	52 090	21 775	7 594	14 181	10 989
Gimnazije <i>Grammar schools</i>	165	1 864	50 788	18 792	31 996	13 372	4 897	1 320	3 577	2 763
Tehničke i srodne škole <i>Technical and related schools</i>	251	3 087	83 458	42 153	41 305	21 781	9 067	3 164	5 903	4 496
Industrijske i obrtničke škole <i>Industrial and crafts schools</i>	201	2 044	46 001	29 332	16 669	15 531	6 492	2 695	3 797	2 786
Umjetničke škole <i>Art schools</i>	39	103	4 677	1 401	3 276	1 406	1 319	415	904	944

26-4. OSNOVNE ŠKOLE ZA DJECU I MLADEŽ S TEŠKOĆAMA U RAZVOJU (NSKO 1 i 2), RAZREDNI ODJELI I OBRAZOVNE GRUPE, UČENICI I UČITELJI, KRAJ ŠKOLSKE GODINE
BASIC SCHOOLS FOR CHILDREN AND YOUTH WITH DEVELOPMENTAL DIFFICULTIES (ISCED 1 & 2), CLASS UNITS AND EDUCATIONAL GROUPS, PUPILS AND TEACHERS, END OF SCHOOL YEAR

	Škole Schools	Razredni odjeli i obrazovne grupe Class units and educational groups	Učenci Pupils			Učitelji Teachers			
			ukupno Total	učenci Male	učenice Female	ukupno Total	muškarci Men	žene Women	s punim radnim vremenom Full-time teachers
2001./2002.	55	377	2 546	1 548	998	688	113	575	632
2002./2003.	56	338	2 283	1 391	892	678	109	569	629
2003./2004.	56	332	2 243	1 365	878	720	123	597	663
2004./2005.	56	312	2 151	1 323	828	688	105	583	604
2005./2006.	60	372	2 261	1 389	872	788	112	676	714

OBRAZOVANJE
EDUCATION

26-5. SREDNJE ŠKOLE ZA MLADEŽ S TEŠKOĆAMA U RAZVOJU (NSKO 3), RAZREDNI ODJELI I OBRAZOVNE GRUPE, UČENICI I NASTAVNICI, KRAJ ŠKOLSKE GODINE
SECONDARY SCHOOLS FOR DISABLED CHILDREN AND YOUTH (ISCED 3), CLASS UNITS AND EDUCATIONAL GROUPS, PUPILS AND TEACHERS, END OF THE SCHOOL YEAR

	Škole Schools	Razredni odjeli i obrazovne grupe Class units and educational groups	Učenci Pupils			Nastavnici Teachers			
			ukupno Total	učenici Male	učenice Female	ukupno Total	muškarci Men	žene Women	s punim radnim vremenom Full-time teachers
2001./2002.	23	165	1 557	869	688	304	107	197	189
2002./2003.	24	183	1 706	983	723	324	119	205	224
2003./2004.	24	183	1 633	914	719	309	122	187	233
2004./2005.	32	193	1 759	1 012	747	374	140	234	158
2005./2006.	32	190	1 664	996	668	386	134	252	191

26-6. OSNOVNO OBRAZOVANJE ODRASLIH (NSKO 1 i 2), RAZREDNI ODJELI I OBRAZOVNE GRUPE, POLAZNICI I NASTAVNICI, KRAJ ŠKOLSKE GODINE
BASIC ADULT EDUCATION (ISCED 1 & 2), CLASS UNITS AND EDUCATIONAL GROUPS, STUDENTS AND TEACHERS, END OF THE SCHOOL YEAR

	Škole i druge ovlaštene ustanove Schools and other licensed institutions	Razredni odjeli i obrazovne grupe Class units and educational groups	Polaznici Students			Nastavnici Teachers			
			ukupno Total	muškarci Men	žene Women	ukupno Total	muškarci Men	žene Women	s punim radnim vremenom Full-time teachers
2001./2002.	8	29	430	343	87	55	15	40	24
2002./2003.	8	26	457	405	52	66	22	44	23
2003./2004.	8	45	479	349	130	75	22	53	25
2004./2005.	7	35	484*	345*	139*	61	19	42	24
2005./2006.	6	41	495	387	108	45	12	33	23

26-7. SREDNJE OBRAZOVANJE ODRASLIH (NSKO 3), RAZREDNI ODJELI I OBRAZOVNE GRUPE, POLAZNICI I NASTAVNICI, KRAJ ŠKOLSKE GODINE
SECONDARY ADULT EDUCATION (ISCED 3), CLASS UNITS AND EDUCATIONAL GROUPS, STUDENTS AND TEACHERS, END OF THE SCHOOL YEAR

	Škole i druge ovlaštene ustanove Schools and other licensed institutions	Razredni odjeli i obrazovne grupe Class units and educational groups	Polaznici Students			Nastavnici Teachers			
			ukupno Total	muškarci Men	žene Women	ukupno Total	muškarci Men	žene Women	s punim radnim vremenom Full-time teachers
2001./2002.	43	183	3 560	2 281	1 279	967	391	576	165
2002./2003.	43	161	3 538	2 359	1 179	1 002	393	609	102
2003./2004.	61	344	6 004	3 770	2 234	1 275	584	691	97
2004./2005.	70	376	6 789	3 800	2 989	1 779	668	1 111	46
2005./2006.	65	330	5 565	3 500	2 065	1 523	583	940	89

26-8. ŠKOLE ZA OSNOVNO POSEBNO OBRAZOVANJE – OSNOVNE GLAZBENE I BALETNE ŠKOLE (NSKO 2), UČENICI I NASTAVNICI, KRAJ ŠKOLSKE GODINE
SPECIAL BASIC SCHOOLS – MUSIC AND BALLET SCHOOLS (ISCED 2), PUPILS AND TEACHERS, END OF THE SCHOOL YEAR

	Škole Schools	Učenci Pupils			Nastavnici Teachers			
		ukupno Total	učenici Male	učenice Female	ukupno Total	muškarci Men	žene Women	s punim radnim vremenom Full-time teachers
2001./2002.	86	11 721	4 429	7 292	1 272	439	833	1 042
2002./2003.	85	11 916	4 551	7 365	1 280	438	842	1 064
2003./2004.	86	12 407	4 752	7 655	1 289	433	856	1 061
2004./2005.	83	13 145	4 968	8 177	1 321	431	890	1 073
2005./2006.	83	13 464	5 148	8 316	1 413	469	944	1 171

26-9. UČENICI KOJI SU ZAVRŠILI OSNOVNU I SREDNJU ŠKOLU
BASIC AND SECONDARY SCHOOL GRADUATES

	Završili školovanje Number of graduates					
	2000./2001.	2001./2002.	2002./2003.	2003./2004.	2005./2006.	
Redovite škole Regular schools						
Osnovne škole (VIII. razred; NSKO 2)	52 640	52 901	50 859	49 758	49 241	Basic schools (8th grade) (ISCED 2)
Srednje škole (NSKO 3)	47 754	46 635	46 578	48 048	46 042	Secondary schools (ISCED 3)
Gimnazije	11 605	11 965	12 258	12 505	12 288	Grammar schools
Strukovne škole ¹⁾	35 433	33 956	33 568	34 711	32 893	Vocational secondary schools ¹⁾
Strojarstvo	4 933	4 284	4 343	4 350	3 980	Machinery
Brodogradnja	79	51	59	55	77	Shipbuilding
Metalurgija	-	-	-	9	-	Metallurgy
Elektrotehnika	4 987	4 924	4 909	4 980	4 845	Electrical engineering
Geologija, rudarstvo i nafta	66	63	40	37	42	Geology, mining and petroleum
Trgovina	2 885	2 691	2 688	2 641	2 247	Trade
Ekonomija	4 946	5 966	6 057	6 323	5 938	Economics
Ugostiteljstvo i turizam	4 158	3 891	3 785	4 142	4 087	Hotels, catering and tourism
Poljoprivreda	870	793	736	881	1 002	Agriculture
Prehrana	940	876	908	880	782	Food processing
Veterina	319	286	300	315	348	Veterinary
Šumarstvo	216	178	205	247	197	Forestry
Obrada drva	707	610	584	633	567	Wood processing
Graditeljstvo i geodezija	1 235	1 267	1 090	1 190	1 158	Civil engineering and geodesy
Cestovni promet	751	844	795	783	808	Road transport
Unutrašnji transport	59	94	83	96	22	Internal transport
Pomorski i riječni promet	305	314	283	295	391	Sea water and river transport
PT promet	227	246	266	243	210	Post and telecommunications
Zračni promet	69	68	56	62	104	Air transport
Željeznički promet	212	171	163	163	153	Railway transport
Kemijska tehnologija	448	357	293	292	246	Chemical technology
Grafika	588	460	404	409	417	Graphics and printing
Tekstil	1 252	970	934	975	744	Textiles
Obrada kože	96	53	65	74	59	Leather processing
Zdravstvo	2 312	2 154	2 279	2 235	2 300	Health
Osobne usluge	1 835	1 738	1 660	1 711	1 480	Personal services
Ostale usluge	542	496	433	460	385	Other services
Optika i obrada stakla	36	44	63	30	32	Optics and glass processing
Unutrašnji poslovi i zaštita	340	67	-	-	35	Internal affairs and security
Područje međustrukovnih programa	20	-	87	200	237	Inter-vocational programmes
Umjetničke škole ²⁾	716	714	752	832	861	Art schools ²⁾
Glazbene	275	258	290	293	309	Music
Baletne	20	9	21	23	23	Ballet
Likovna umjetnost i dizajn	421	447	441	516	529	Fine arts and design

Škole za djecu i mladež s teškoćama u razvoju
Schools for children and youth with developmental difficulties

Osnovne škole (NSKO 2)	342	467	352	330	337	Basic schools (ISCED 2)
Srednje škole (NSKO 3)	449	422	514	500	509	Secondary schools (ISCED 3)

Škole za odrasle
Adult educational institutions

Osnovne škole ³⁾ (NSKO 2)	245	213	180	233	169	Basic schools ³⁾ (ISCED 2)
Srednje škole (NSKO 3)	1 926	2 071	1 971	2 272	2 689	Secondary schools (ISCED 3)

Škole za osnovno posebno obrazovanje
Special basic schools

Osnovne glazbene i baletne škole ²⁾ (NSKO 2)	1 421	1 535	1 376	1 353	1 557	Basic music and ballet schools ²⁾ (ISCED 2)
---	-------	-------	-------	-------	-------	--

1) U strukovnim školama iskazani su učenici tehničkih i srodnih škola te industrijskih i obrtničkih škola.

2) Kod umjetničkih škola, osnovnih i srednjih glazbenih i baletnih, iskazani su i privatni učenici.

3) Iskazani su i odrasli polaznici koji su završili školovanje pri redovitoj osnovnoj školi.

1) Under vocational schools, crafts and industrial as well as technical and related school students are listed.

2) Under art schools, both secondary and elementary music and ballet private school students are listed.

3) Adult students who completed regular basic school are also included into the number of students who completed studies at adult educational institutions.

26-10. OSNOVNE ŠKOLE (NSKO 1 i 2) S NASTAVOM NA JEZIKU I PISMU NACIONALNIH MANJINA, RAZREDNI ODJELI, UČENICI I UČITELJI, KRAJ ŠKOLSKE GODINE
BASIC SCHOOLS (ISCED 1 & 2) PROVIDING EDUCATION IN LANGUAGES AND SCRIPTS OF ETHNIC MINORITIES, CLASS UNITS, PUPILS AND TEACHERS, END OF THE SCHOOL YEAR

	2000./2001.	2001./2002.	2002./2003.	2003./2004.	2005./2006.	
Na češkom jeziku <i>In Czech</i>						
Škole ¹⁾	9	8	7	7	8	Schools ¹⁾
Razredni odjeli	26	25	24	23	22	Class units
Učenci	353	341	332	331	333	Pupils
Učitelji	42	42	38	39	49	Teachers
Na mađarskom jeziku <i>In Hungarian</i>						
Škole ¹⁾	9	4	9	10	10	Schools ¹⁾
Razredni odjeli	28	28	27	30	30	Class units
Učenci	309	291	279	291	283	Pupils
Učitelji	46	42	47	65	72	Teachers
Na talijanskom jeziku <i>In Italian</i>						
Škole ¹⁾	17	6	17	17	15	Schools ¹⁾
Razredni odjeli	123	122	122	114	99	Class units
Učenci	2 044	1 952	1 940	1 700	1 577	Pupils
Učitelji	228	229	223	230	208	Teachers
Na srpskom jeziku <i>In Serbian</i>						
Škole ¹⁾	35	22	36	36	36	Schools ¹⁾
Razredni odjeli	180	181	181	179	175	Class units
Učenci	3 261	3 021	2 960	2 819	2 660	Pupils
Učitelji	327	326	324	322	304	Teachers
Na slovačkom jeziku <i>In Slovakian</i>						
Škole ¹⁾	2	1	2	-	-	Schools ¹⁾
Razredni odjeli	2	2	2	-	-	Class units
Učenci	9	11	11	-	-	Pupils
Učitelji	2	2	2	-	-	Teachers
Na rusinskom jeziku <i>In Ruthenian</i>						
Škole ¹⁾	-	1	1	-	-	Schools ¹⁾
Razredni odjeli	-	7	8	-	-	Class units
Učenci	-	81	88	-	-	Pupils
Učitelji	-	5	5	-	-	Teachers
Na njemačkom jeziku <i>In German</i>						
Škole ¹⁾	-	-	-	1	3	Schools ¹⁾
Razredni odjeli	-	-	-	8	23	Class units
Učenci	-	-	-	82	233	Pupils
Učitelji	-	-	-	12	36	Teachers

1) Kao jedinica uzeta je škola u kojoj postoje razredni odjeli s nastavom na jeziku i pismu nacionalnih manjina.

1) A school with class units having lessons in languages and scripts of ethnic minorities has been taken as a unit.

26-11. SREDNJE ŠKOLE (NSKO 3) S NASTAVOM NA JEZIKU I PISMU NACIONALNIH MANJINA, RAZREDNI ODJELI, UČENICI I NASTAVNICI, KRAJ ŠKOLSKE GODINE
SECONDARY SCHOOLS (ISCED 3) PROVIDING EDUCATION IN LANGUAGES AND SCRIPTS OF ETHNIC MINORITIES, CLASS UNITS, STUDENTS AND TEACHERS, END OF THE SCHOOL YEAR

	2000./2001.	2001./2002.	2002./2003.	2003./2004.	2005./2006.	
Na češkom jeziku						
<i>In Czech</i>						
Škole ¹⁾	-	-	1	1	1	Schools ¹⁾
Razredni odjeli	-	-	3	3	3	Class units
Učenci	-	-	50	45	40	Students
Nastavnici	-	-	4	5	4	Teachers
Na mađarskom jeziku						
<i>In Hungarian</i>						
Škole ¹⁾	4	1	1	1	1	Schools ¹⁾
Razredni odjeli	7	8	10	11	11	Class units
Učenci	72	79	95	92	75	Students
Nastavnici	47	16	19	21	18	Teachers
Na talijanskom jeziku						
<i>In Italian</i>						
Škole ¹⁾	4	4	4	4	4	Schools ¹⁾
Razredni odjeli	56	58	61	65	64	Class units
Učenci	840	857	928	950	822	Students
Nastavnici	128	135	135	145	202	Teachers
Na srpskom jeziku						
<i>In Serbian</i>						
Škole ¹⁾	9	8	7	7	7	Schools ¹⁾
Razredni odjeli	70	72	70	69	66	Class units
Učenci	1 464	1 337	1 234	1 145	1 042	Students
Nastavnici	167	170	132	156	135	Teachers

1) Kao jedinica uzeta je škola u kojoj postoje razredni odjeli s nastavom na jeziku i pismu nacionalnih manjina.

1) A school with class units having lessons in languages and scripts of ethnic minorities has been taken as a unit.

26-12. UPISANI STUDENTI NA VISOKIM UČILIŠTIMA (NSKO 5)
STUDENTS ENROLLED IN THE INSTITUTIONS OF HIGHER EDUCATION (ISCED 5)

	Visoka učilišta <i>Institutions of higher education</i>	Upisani studenti <i>Students enrolled</i>							
		ukupno <i>Total</i>	studenti <i>Males</i>	studentice <i>Females</i>	I. godina <i>First-year</i>	od toga redoviti studenti <i>Full-time students</i>			
						ukupno <i>Total</i>	studenti <i>Males</i>	studentice <i>Females</i>	I. godina <i>First-year</i>
Ukupno <i>Total</i>									
2002./2003.	100	116 434	54 234	62 200	47 225	86 582	39 941	46 641	34 282
2003./2004.	102	120 822	55 865	64 957	47 491	88 991	40 851	48 140	34 595
2004./2005.	103	128 670	59 429	69 241	50 050	92 052	42 173	49 879	35 852
2005./2006.	110	132 952	61 017	71 935	48 540	97 329	44 351	52 978	36 738
2006./2007.	114	136 129	62 458	73 671	49 065	100 455	45 559	54 896	37 008
Veleučilišta <i>Polytechnics</i>									
2002./2003.	7	17 470	10 738	6 732	8 937	8 550	5 407	3 143	4 082
2003./2004.	7	13 198	8 879	4 319	6 538	6 495	4 418	2 077	3 292
2004./2005.	6	12 474	8 450	4 024	6 093	5 940	4 071	1 869	3 176
2005./2006.	9	14 420	8 543	5 877	6 312	7 704	4 557	3 147	3 915
2006./2007.	13	16 141	9 582	6 559	7 984	9 341	5 567	3 774	5 343
Visoke škole <i>Schools of professional higher education</i>									
2002./2003.	24	13 981	5 285	8 696	5 798	9 449	2 924	6 525	3 967
2003./2004.	24	14 595	5 227	9 368	5 669	9 551	3 055	6 496	3 561
2004./2005.	24	13 334	4 407	8 927	4 722	8 874	2 599	6 275	3 307
2005./2006.	23	11 116	4 226	6 890	4 416	7 331	2 409	4 922	2 912
2006./2007.	22	9 413	4 680	4 733	3 518	4 891	2 066	2 825	1 887
Fakulteti¹⁾ <i>Faculties¹⁾</i>									
2002./2003.	65	83 969	37 770	46 199	32 233	67 569	31 169	36 400	25 976
2003./2004.	67	91 976	41 313	50 663	35 000	71 892	32 932	38 960	27 458
2004./2005.	67	101 688	46 072	55 616	38 892	76 064	35 003	41 061	29 026
2005./2006.	72	105 908	47 639	58 269	37 374	80 786	36 776	44 010	29 473
2006./2007.	73	109 095	47 602	61 493	37 158	84 743	37 332	47 411	29 373
Umjetničke akademije <i>Academies of art</i>									
2002./2003.	4	1 014	441	573	257	1 014	441	573	257
2003./2004.	4	1 053	446	607	284	1 053	446	607	284
2004./2005.	5	1 174	500	674	343	1 174	500	674	343
2005./2006.	6	1 508	609	899	438	1 508	609	899	438
2006./2007.	6	1 480	594	886	405	1 480	594	886	405

1) Uključeni su podaci za sveučilišne odjele i integrirana sveučilišta.

1) Included are data on university departments and integrated universities.

26-13. NASTAVNICI I SURADNICI U NASTAVI NA VISOKIM UČILIŠTIMA U AK. G. 2006./2007.
ACADEMIC STAFF AT INSTITUTIONS OF HIGHER EDUCATION, 2006/2007 ACADEMIC YEAR

	Nastavnici i suradnici u nastavi Academic staff									Nastavnici i suradnici u nastavi izraženi ekvivalentom pune zaposlenosti/angažiranosti (FTE) ²⁾ Academic staff in Full time equivalent ²⁾			
	ukupno ¹⁾ Total ¹⁾	od ukupnoga Out of total		prema znanstvenom naslovu By postgraduate degrees						ukupno Total	muškarci Men	žene Women	
		muškarci Men	žene Women	doktori znanosti Doctors of science			magistri znanosti i magistri Masters of science and masters						
				ukupno Total	muškarci Men	žene Women	ukupno Total	muškarci Men	žene Women				
Visoka učilišta – ukupno	13 075	7 686	5 389	6 151	4 105	2 046	2 757	1 461	1 296	9 456,7	5 467,8	3 988,9	Institutions of higher education-total
Veleučilišta	1 467	918	549	477	354	123	262	184	78	603,4	360,6	242,8	Polytechnics
Veleučilište Nikola Tesla u Gospiću	40	22	18	19	13	6	11	5	6	40,0	22,0	18,0	Polytechnic "Nikola Tesla" in Gospić
Veleučilište u Karlovcu	141	107	34	37	34	3	33	24	9	51,6	35,4	16,2	Polytechnic in Karlovac
Veleučilište Marko Marulić u Kninu	85	62	23	37	26	11	11	8	3	31,6	21,7	9,9	Polytechnic Marko Marulić in Knin
Veleučilište u Požezi	54	35	19	24	16	8	11	7	4	19,3	9,5	9,7	Polytechnic in Požega
Veleučilište u Rijeci	149	95	54	46	33	13	29	18	11	92,3	55,9	36,4	Polytechnic in Rijeka
Veleučilište u Slavonskom Brodu	75	49	26	48	38	10	9	3	6	13,0	8,5	4,5	Polytechnic in Slavonski Brod
Veleučilište u Šibeniku	49	21	28	8	4	4	-	-	-	47,5	19,5	28,0	Polytechnic in Šibenik
Veleučilište u Varaždinu	60	54	6	11	7	4	19	17	2	34,2	31,5	2,7	Polytechnic in Varaždin
Veleučilište u Velikoj Gorici	60	47	13	23	21	2	19	14	5	19,6	14,1	5,5	Polytechnic in Velika Gorica
Veleučilište Lavoslav Ružička u Vukovaru	64	45	19	30	24	6	8	6	2	5,7	3,6	2,1	Polytechnic Lavoslav Ružička in Vukovar
Tehničko veleučilište u Zagrebu	150	116	34	55	44	11	41	37	4	106,2	80,7	25,5	Technical Polytechnic in Zagreb
Zdravstveno veleučilište u Zagrebu	540	265	275	139	94	45	56	34	22	142,6	58,3	84,3	Health Studies Polytechnic in Zagreb
Visoke škole	848	534	314	308	226	82	240	148	92	531,9	320,5	211,4	Schools of professional higher education
Visoka tehnička škola, Pula	47	35	12	23	20	3	5	3	2	15,6	10,4	5,2	Technical School of Professional Higher Education, Pula
Visoka škola za sigurnost, Zagreb	33	26	7	16	11	5	6	5	1	9,6	7,6	2,0	School of Professional Higher Education in Safety, Zagreb
Visoko gospodarsko učilište, Križevci	34	17	17	6	3	3	15	5	10	32,5	16,1	16,4	School of Professional Higher Education in Agriculture, Križevci
Visoka učiteljska škola, Čakovec	53	26	27	12	8	4	14	7	7	27,9	15,4	12,5	Teachers' School of Professional Higher Education, Čakovec
Visoka učiteljska škola, Petrinja	28	15	13	8	6	2	3	1	2	21,6	11,6	10,0	Teachers' School of Professional Higher Education, Petrinja
Visoka učiteljska škola, Pula	15	6	9	6	3	3	5	2	3	12,4	5,0	7,4	Teachers' School of Professional Higher Education, Pula
Američka visoka škola za management i tehnologiju, Dubrovnik	38	23	15	10	7	3	20	13	7	22,8	13,7	9,1	American College of Management and Technology, Dubrovnik
Visoka poslovna škola, Višnjan	14	6	8	5	5	-	7	1	6	8,0	3,5	4,5	Business School, Višnjan
Zagrebačka škola za menadžment, Zagreb	39	17	22	15	8	7	14	5	9	24,9	10,5	14,4	Zagreb School of Management, Zagreb
Visoka škola za poslovanje i upravljanje, Zaprešić	54	39	15	31	22	9	11	10	1	21,5	13,5	8,0	School of Professional Higher Education for Business and Management, Zaprešić
Zagrebačka škola ekonomije i managementa, Zagreb	64	33	31	31	17	14	27	16	11	62,1	31,1	31,0	Zagreb School of Economics and Management, Zagreb
Visoka škola za ekonomiju poduzetništva, Zagreb	149	80	69	33	22	11	27	18	9	94,0	48,0	46,0	School of Professional Higher Education for Entrepreneurship and Economics, Zagreb
Visoka škola tržišnih komunikacija Agora, Zagreb	26	21	5	10	8	2	3	1	2	7,5	5,5	2,0	College of Market Communications Agora, Zagreb

1) Podaci uključuju broj nastavnika i suradnika u nastavi koji predaju na visokim učilištima. Jedna osoba može predavati na nekoliko visokih učilišta te iskazani broj ne daje broj fizičkih osoba.

2) Podaci su dobiveni kao izračun nastavnika i suradnika u nastavi izražen jedinicom punoga radnog vremena i približno odgovaraju stvarnom broju fizičkih osoba.

1) Data include the number of academic staff who teach at institutions of higher education. Since it is possible that one person teach at several institutions of higher education, the given number does not present the actual number of physical persons.

2) Data have been obtained as a calculation of the number of academic staff expressed as a FTE unit and approximately correspond to the actual number of physical persons.

OBRAZOVANJE
EDUCATION

26-13. NASTAVNICI I SURADNICI U NASTAVI NA VISOKIM UČILIŠTIMA U AK. G. 2006./2007.
ACADEMIC STAFF AT INSTITUTIONS OF HIGHER EDUCATION, 2006/2007 ACADEMIC YEAR

(nastavak)
(continued)

	Nastavnici i suradnici u nastavi Academic staff									Nastavnici i suradnici u nastavi izraženi ekvivalentom pune zaposlenosti/angažiranosti (FTE) ²⁾ Academic staff in Full time equivalent ²⁾			
	od ukupnoga Out of total			prema znanstvenom naslovu By postgraduate degrees						ukupno Total	muškarci Men	žene Women	
	ukupno ¹⁾ Total ¹⁾	muškarci Men	žene Women	doktori znanosti Doctors of science			magistri znanosti i magistri Masters of science and masters						
				ukupno Total	muškarci Men	žene Women	ukupno Total	muškarci Men	žene Women				
Visoka poslovna škola Libertas, Zagreb	44	34	10	8	7	1	17	15	2	43,3	33,3	10,0	Business School Libertas, Zagreb
Visoka poslovna škola Utilus, Zagreb	17	12	5	10	9	1	7	3	4	17,0	12,0	5,0	Business School Utilus, Zagreb
RRIF Visoka škola za financijski menadžment, Zagreb	19	12	7	10	8	2	6	3	3	15,3	9,4	5,9	RRIF School of Professional Higher Education for Financial Management, Zagreb
Međunarodna diplomatska škola za poslovno upravljanje, Zagreb	21	17	4	16	14	2	5	3	2	19,0	15,7	3,3	International Graduate Business School, Zagreb
Visoka škola za informacijske tehnologije, Zagreb	14	11	3	1	1	-	1	1	-	2,9	2,4	0,5	College for Information Technologies, Zagreb
Visoka poslovna škola Zagreb, Zagreb	45	29	16	18	15	3	15	9	6	19,7	12,0	7,7	Business School of Professional Higher Education Zagreb, Zagreb
Visoka policijska škola, Zagreb	37	28	9	16	11	5	11	10	1	29,4	22,5	6,9	Police School of Professional Higher Education, Zagreb
Visoko evanđeosko teološko učilište, Osijek	36	34	2	12	12	-	16	14	2	22,0	20,0	2,0	Evangelical Theological Seminary, Osijek
Teološki fakultet, Zagreb – evangelički	21	13	8	11	9	2	5	3	2	3,1	1,4	1,7	Faculty of Theology, Zagreb – Evangelic
Institut	16	15	1	10	10	-	6	5	1	14,5	14,2	0,3	Institute
Filozofsko-teološki institut Družbe Isusove, Zagreb	16	15	1	10	10	-	6	5	1	14,5	14,2	0,3	Institute of Philosophy and Theology of the Society of Jesus, Zagreb
Fakulteti	9 063	5 226	3 837	4 860	3 172	1 688	1 901	936	965	7 136,2	4 103,3	3 033,0	Faculties
Prirodoslovno-matematički fakultet – Matematički odjel, Zagreb	115	89	26	72	56	16	20	15	5	91,4	71,1	20,3	Faculty of Science, Department of Mathematics, Zagreb
Prirodoslovno-matematički fakultet, Zagreb	442	242	200	275	172	103	42	16	26	365,0	195,4	169,7	Faculty of Science, Zagreb
Arhitektonski fakultet Zagreb	197	135	62	64	47	17	35	19	16	129,8	91,1	38,7	Faculty of Architecture, Zagreb
Građevinski fakultet, Osijek	63	39	24	32	23	9	13	3	10	58,0	34,5	23,5	Faculty of Civil Engineering, Osijek
Građevinski fakultet, Rijeka	64	40	24	27	18	9	14	8	6	45,6	24,8	20,8	Faculty of Civil Engineering, Rijeka
Građevinski fakultet, Zagreb	119	80	39	69	50	19	15	6	9	110,1	72,5	37,6	Faculty of Civil Engineering, Zagreb
Građevinsko-arhitektonski fakultet, Split	69	39	30	34	21	13	14	6	8	66,0	37,5	28,5	Faculty of Civil Engineering and Architecture, Split
Geodetski fakultet, Zagreb	62	46	16	33	25	8	18	13	5	55,0	39,7	15,3	Faculty of Geodesy, Zagreb
Geotehnički fakultet, Varaždin	61	53	8	37	33	4	10	8	2	46,5	40,4	6,1	Faculty of Geotechnical Engineering, Varaždin
Grafički fakultet, Zagreb	56	28	28	35	19	16	10	4	6	53,4	26,3	27,1	Faculty of Graphic Arts, Zagreb
Strojarski fakultet, Slavonski Brod	64	49	15	32	28	4	10	5	5	51,0	37,9	13,1	Faculty of Mechanical Engineering, Slavonski Brod
Fakultet strojarstva i brodogradnje, Zagreb	310	267	43	155	141	14	53	34	19	283,7	244,2	39,5	Faculty of Mechanical Engineering and Naval Architecture, Zagreb
Tehnički fakultet, Rijeka	158	128	30	70	60	10	32	25	7	120,6	95,8	24,8	Faculty of Engineering, Rijeka
Fakultet elektrotehnike, strojarstva i brodogradnje, Split	118	95	23	70	63	7	24	15	9	117,1	94,1	23,0	Faculty of Electrical Engineering, Mechanical Engineering and Naval Architecture, Split
Elektrotehnički fakultet, Osijek i studiji	198	170	28	57	53	4	45	38	7	112,5	95,7	16,8	Faculty of Electrical Engineering, Osijek, and departments
Fakultet elektrotehnike i računarstva, Zagreb	331	284	47	188	162	26	77	68	9	282,7	245,5	37,2	Faculty of Electrical Engineering and Computing, Zagreb
Fakultet prometnih znanosti, Zagreb	104	73	31	53	41	12	28	21	7	102,4	71,4	31,0	Faculty of Transport and Traffic Engineering, Zagreb
Pomorski fakultet, Rijeka	83	66	17	47	38	9	19	18	1	65,0	52,0	13,0	Faculty of Maritime Studies, Rijeka

26-13. NASTAVNICI I SURADNICI U NASTAVI NA VISOKIM UČILIŠTIMA U AK. G. 2006./2007.
ACADEMIC STAFF AT INSTITUTIONS OF HIGHER EDUCATION, 2006/2007 ACADEMIC YEAR(nastavak)
(continued)

	Nastavnici i suradnici u nastavi Academic staff									Nastavnici i suradnici u nastavi izraženi ekvivalentom pune zaposlenosti (FTE) ² Academic staff in Full time equivalent ²			
	od ukupnoga Out of total			prema znanstvenom naslovu By postgraduate degrees						ukupno Total	muškarci Men	žene Women	
	ukupno ¹⁾ Total ¹⁾	muškarci Men	žene Women	doktori znanosti Doctors of science			magistri znanosti i magistri Masters of science and masters						
				ukupno Total	muškarci Men	žene Women	ukupno Total	muškarci Men	žene Women				
Pomorski fakultet, Split i studij	86	68	18	32	26	6	24	18	6	73,8	59,2	14,6	Faculties of Maritime Studies, Split and department
Rudarsko-geološko-naftni fakultet, Zagreb	101	71	30	63	47	16	8	2	6	97,5	67,5	30,0	Faculty of Mining, Geology and Petroleum Engineering, Zagreb
Metalurški fakultet, Sisak	33	18	15	20	13	7	9	3	6	29,9	16,1	13,8	Faculty of Metallurgy, Sisak
Fakultet kemijskog inženjerstva i tehnologije, Zagreb	132	50	82	79	26	53	21	11	10	126,1	45,8	80,3	Faculty of Chemical Engineering and Technology, Zagreb
Kemijsko-tehnološki fakultet, Split	59	24	35	32	13	19	8	4	4	59,0	24,0	35,0	Faculty of Chemical Engineering and Technology, Split
Tekstilno-tehnološki fakultet Zagreb i studijska jedinica	122	45	77	45	24	21	31	8	23	102,5	38,9	63,6	Faculty of Textile Technology, Zagreb and Department
Medicinski fakultet, Osijek	176	94	82	85	55	30	25	13	12	82,5	39,9	42,6	Faculty of Medicine, Osijek
Medicinski fakultet, Rijeka	393	163	230	204	98	106	142	52	90	302,0	111,0	191,0	Faculty of Medicine, Rijeka
Medicinski fakultet, Split	530	252	278	137	86	51	299	153	146	165,0	78,7	86,3	Faculty of Medicine, Split
Medicinski fakultet, Zagreb	362	219	143	325	201	124	26	11	15	350,5	213,8	136,8	Faculty of Medicine, Zagreb
Stomatološki fakultet, Zagreb	198	102	96	153	82	71	45	20	25	134,8	72,8	62,0	Faculty of Dental Medicine, Zagreb
Farmaceutsko-biokemijski fakultet, Zagreb	69	19	50	57	18	39	4	1	3	63,2	16,0	47,2	Faculty of Pharmacy and Biochemistry, Zagreb
Veterinarski fakultet, Zagreb	170	98	72	120	77	43	15	4	11	163,4	94,7	68,7	Faculty of Veterinary Medicine, Zagreb
Prehrambeno-tehnološki fakultet, Osijek	79	35	44	42	25	17	14	4	10	68,7	30,2	38,4	Faculty of Food Technology, Osijek
Prehrambeno-biotehnološki fakultet, Zagreb	145	55	90	87	37	50	18	7	11	144,5	55,0	89,5	Faculty of Food Technology and Biotechnology, Zagreb
Poljoprivredni fakultet, Osijek i studiji	128	92	36	89	64	25	19	16	3	112,7	77,3	35,4	Faculty of Agriculture, Osijek and departments
Agromski fakultet, Zagreb	225	132	93	157	109	48	27	13	14	201,1	114,0	87,1	Faculty of Agriculture, Zagreb
Šumarski fakultet, Zagreb	113	93	20	68	55	13	6	6	-	101,0	85,0	16,0	Faculty of Forestry, Zagreb
Ekonomski fakultet, Osijek i studiji	55	35	20	33	24	9	11	6	5	52,8	33,9	19,0	Faculty of Economics, Osijek and departments
Ekonomski fakultet, Rijeka	69	31	38	42	23	19	16	4	12	66,1	28,1	38,0	Faculty of Economics, Rijeka
Ekonomski fakultet, Split	100	52	48	42	28	14	21	8	13	81,7	39,3	42,4	Faculty of Economics, Split
Ekonomski fakultet, Zagreb	199	95	104	110	65	45	30	10	20	197,5	93,5	104,0	Faculty of Economics, Zagreb
Fakultet ekonomije i turizma, Pula	49	30	19	33	19	14	8	6	2	39,5	21,2	18,3	Faculty of Economics and Tourism, Pula
Fakultet za turistički i hotelski menadžment, Opatija	54	23	31	37	19	18	12	-	12	52,5	21,5	31,0	Faculty of Tourism and Hospitality Management, Opatija
Fakultet organizacije i informatike, Varaždin	66	43	23	32	24	8	14	9	5	66,0	43,0	23,0	Faculty of Organization and Informatics, Varaždin
Pravni fakultet, Osijek	53	32	21	23	18	5	10	2	8	53,0	32,0	21,0	Faculty of Law, Osijek
Pravni fakultet, Rijeka	62	29	33	39	23	16	13	2	11	62,0	29,0	33,0	Faculty of Law, Rijeka
Pravni fakultet, Split	51	27	24	27	19	8	17	8	9	51,0	27,0	24,0	Faculty of Law, Split
Pravni fakultet, Zagreb	129	73	56	73	50	23	29	8	21	128,8	72,8	56,0	Faculty of Law, Zagreb
Fakultet političkih znanosti, Zagreb	78	54	24	47	36	11	16	9	7	70,1	49,5	20,6	Faculty of Political Sciences, Zagreb
Filozofski fakultet, Osijek	218	95	123	107	65	42	24	9	15	163,4	74,8	88,6	Faculty of Philosophy, Osijek
Filozofski fakultet, Pula	57	23	34	19	7	12	13	6	7	54,7	22,2	32,5	Faculty of Philosophy, Pula
Filozofski fakultet, Rijeka	254	113	141	132	69	63	42	12	30	188,7	70,7	118,0	Faculty of Philosophy, Rijeka
Filozofski fakultet, Split	153	75	78	73	51	22	29	10	19	93,3	39,6	53,7	Faculty of Philosophy, Split
Filozofski fakultet, Zagreb	650	280	370	257	138	119	161	47	114	518,6	220,3	298,3	Faculty of Philosophy, Zagreb
Učiteljski fakultet, Osijek	100	26	74	22	8	14	22	9	13	41,6	7,6	34,0	Faculty of Teacher Education, Osijek
Učiteljski fakultet Rijeka, i studij	51	11	40	12	1	11	23	4	19	31,3	8,3	23,0	Faculty of Teacher Education, Rijeka and department
Učiteljski fakultet, Zagreb	110	41	69	44	22	22	11	4	7	74,5	31,3	43,2	Faculty of Teacher Education, Zagreb

26-13. NASTAVNICI I SURADNICI U NASTAVI NA VISOKIM UČILIŠTIMA U AK. G. 2006./2007.
ACADEMIC STAFF AT INSTITUTIONS OF HIGHER EDUCATION, 2006/2007 ACADEMIC YEAR

(nastavak)
(continued)

	Nastavnici i suradnici u nastavi Academic staff									Nastavnici i suradnici u nastavi izraženi ekvivalentom pune zaposlenosti (FTE) ² Academic staff in Full time equivalent ²			
	od ukupnoga Out of total			prema znanstvenom naslovu By postgraduate degrees						ukupno Total	muškarci Men	žene Women	
	ukupno ¹⁾ Total ¹⁾	muškarci Men	žene Women	doktori znanosti Doctors of science			magistri znanosti i magistri Masters of science and masters						
				ukupno Total	muškarci Men	žene Women	ukupno Total	muškarci Men	žene Women				
Hrvatski studiji, Zagreb	215	127	88	157	103	54	36	16	20	79,3	50,2	29,1	Croatian Studies, Zagreb
Fakultet prirodoslovno-matematičkih znanosti i kineziologije, Split	153	95	58	87	62	25	44	25	19	121,9	71,7	50,3	Faculty of Natural Sciences, Mathematics and of Kinesiology, Split
Edukacijsko-rehabilitacijski fakultet, Zagreb	97	27	70	62	18	44	16	4	12	73,0	16,6	56,4	Faculty of Special Education and Rehabilitation, Zagreb
Kineziološki fakultet, Zagreb	55	35	20	40	24	16	9	6	3	55,0	35,0	20,0	Faculty of Kinesiology, Zagreb
Katolički bogoslovni fakultet, Đakovo	28	26	2	20	20	-	7	6	1	20,3	19,1	1,2	Catholic Theological Faculty, Đakovo
Katolički bogoslovni fakultet Zagreb i studij	122	83	39	67	56	11	29	22	7	97,7	69,6	28,0	Catholic Theological Faculty, Zagreb, and department
Katolički bogoslovni fakultet, Split	39	38	1	31	30	1	7	7	-	36,4	35,4	1,0	Catholic Theological Faculty, Split
Filozofski fakultet Družbe Isusove, Zagreb	61	54	7	47	44	3	11	9	2	31,8	30,5	1,4	Faculty of Philosophy of the Society of Jesus, Zagreb
Sveučilišta - Odjeli	1 048	609	439	427	296	131	247	144	103	684,9	361,4	323,5	University Departments
Sveučilišni studijski centar za stručne studije, Split	331	217	114	83	60	23	87	67	20	153,2	90,9	62,3	University Department for Professional Courses of Study, Split
Sveučilišni odjeli Sveučilišta u Dubrovniku	215	137	78	99	74	25	54	31	23	136,9	78,5	58,4	University Departments of the University of Dubrovnik
Sveučilišni odjeli Sveučilišta u Zadru	256	120	136	98	64	34	59	26	33	249,4	115,1	134,3	University Departments of the University of Zadar
Sveučilišni studijski centar za studije mora, Split	79	46	33	57	40	17	14	5	9	42,5	24,0	18,5	University Department for Maritime Studies, Split
Međusveučilišni studij mediteranske poljoprivrede, Split	46	27	19	33	21	12	13	6	7	23,0	13,5	9,5	Interuniversity Study of Mediterranean Agriculture, Split
Odjel za fiziku Sveučilišta u Osijeku	32	24	8	14	13	1	5	3	2	16,1	13,3	2,8	Physics Department of the University of Osijek
Odjel za matematiku Sveučilišta u Osijeku	40	23	17	19	13	6	9	5	4	26,5	15,2	11,3	Mathematics Department of the University of Osijek
Odjel za biologiju Sveučilišta u Osijeku	49	15	34	24	11	13	6	1	5	37,3	10,8	26,4	Biology Department of the University of Osijek
Umjetničke akademije	633	384	249	69	47	22	101	44	57	485,8	307,8	178,0	Academies of art
Muzička akademija, Zagreb	133	84	49	11	7	4	33	15	18	117,6	77,6	40,0	Academy of Music, Zagreb
Akademija likovnih umjetnosti, Zagreb	114	80	34	19	13	6	26	14	12	93,1	69,4	23,6	Academy of Fine Arts, Zagreb
Umjetnička akademija, Osijek	90	51	39	2	-	2	6	5	1	75,3	44,9	30,4	Arts Academy, Osijek
Umjetnička akademija, Split	152	90	62	29	21	8	29	7	22	71,8	43,1	28,7	Arts Academy, Split
Akademija dramske umjetnosti, Zagreb	98	59	39	8	6	2	7	3	4	88,5	54,5	34,1	Academy of Dramatic Arts, Zagreb
Akademija primijenjene umjetnosti, Rijeka	46	20	26	-	-	-	-	-	-	39,5	18,3	21,2	Academy of Applied Arts, Rijeka

26-14. UPISANI STUDENTI NA STRUČNI I SVEUČILIŠNI STUDIJ (NSKO 5) U AK. G. 2006./2007.
STUDENTS ENROLLED ON PROFESSIONAL AND UNIVERSITY STUDY (ISCED 5), 2006/2007 ACADEMIC YEAR

	Upisani studenti Enrolled students								
	ukupno Total	studenti Male	studentice Female	redoviti Full-time	od toga l. godina First-year students				
					ukupno Total	studenti Male	studentice Female	redoviti Full-time	
Visoka učilišta	136 129	62 458	73 671	100 455	49 065	23 748	25 317	37 008	<i>Institutions of higher education</i>
Veleučilišta	16 141	9 582	6 559	9 341	7 984	4 852	3 132	5 343	<i>Polytechnics</i>
Veleučilište Nikola Tesla u Gospiću	160	76	84	49	160	76	84	49	<i>Polytechnic "Nikola Tesla" in Gospić</i>
Veleučilište u Karlovcu	1 541	934	607	1 020	869	510	359	639	<i>Polytechnic in Karlovac</i>
Veleučilište Marko Marulić u Kninu	184	87	97	137	151	81	70	118	<i>Polytechnic Marko Marulić in Knin</i>
Veleučilište u Požezi	1 410	482	928	621	660	254	406	331	<i>Polytechnic in Požega</i>
Veleučilište u Rijeci	2 083	1 345	738	848	1 138	816	322	538	<i>Polytechnic in Rijeka</i>
Veleučilište u Slavonskom Brodu	307	168	139	188	307	168	139	188	<i>Polytechnic in Slavonski Brod</i>
Veleučilište u Šibeniku	1 128	490	638	598	506	275	231	234	<i>Polytechnic in Šibenik</i>
Veleučilište u Varaždinu	644	591	53	479	410	369	41	301	<i>Polytechnic in Varaždin</i>
Veleučilište u Velikoj Gorici	529	479	50	270	239	213	26	113	<i>Polytechnic in Velika Gorica</i>
Veleučilište Lavoslav Ružička u Vukovaru	389	170	219	389	249	112	137	249	<i>Polytechnic Lavoslav Ružička in Vukovar</i>
Društveno veleučilište u Zagrebu	2 252	792	1 460	777	1 162	414	748	490	<i>Social Studies Polytechnic in Zagreb</i>
Tehničko veleučilište u Zagrebu	4 036	3 626	410	2 672	1 540	1 422	118	1 539	<i>Technical Polytechnic in Zagreb</i>
Zdravstveno veleučilište u Zagrebu	1 478	342	1 136	1 293	593	142	451	554	<i>Health Studies Polytechnic in Zagreb</i>
Visoke škole	9 413	4 680	4 733	4 891	3 518	1 727	1 791	1 887	<i>Schools of professional higher education</i>
Visoka tehnička škola, Pula	245	220	25	122	77	72	5	53	<i>Technical School of Professional Higher Education, Pula</i>
Visoka škola za sigurnost, Zagreb	774	625	149	-	197	175	22	-	<i>School of Professional Higher Education in Safety, Zagreb</i>
Visoko gospodarsko učilište, Križevci	578	344	234	216	265	154	111	96	<i>School of Professional Higher Education in Agriculture, Križevci</i>
Visoka učiteljska škola, Čakovec	511	46	465	377	205	17	188	130	<i>Teachers' School of Professional Higher Education, Čakovec</i>
Visoka učiteljska škola, Petrinja	780	92	688	557	263	30	233	155	<i>Teachers' School of Professional Higher Education, Petrinja</i>
Visoka učiteljska škola, Pula	332	28	304	243	152	9	143	97	<i>Teachers' School of Professional Higher Education, Pula</i>
Američka visoka škola za management i tehnologiju, Dubrovnik	485	212	273	485	145	63	82	145	<i>American College of Management and Technology, Dubrovnik</i>
Visoka poslovna škola, Višnjičan	45	29	16	21	16	13	3	11	<i>Business School, Višnjičan</i>
Zagrebačka škola za menadžment, Zagreb	467	175	292	254	177	76	101	120	<i>Zagreb School of Management, Zagreb</i>
Visoka škola za poslovanje i upravljanje, Zaprešić	1 217	490	727	456	529	232	297	216	<i>School of Professional Higher Education for Business and Management, Zaprešić</i>
Zagrebačka škola ekonomije i managementa, Zagreb	811	429	382	740	246	138	108	223	<i>Zagreb School of Economics and Management, Zagreb</i>
Visoka škola za ekonomiju poduzetništva, Zagreb	1 027	548	479	906	444	252	192	379	<i>School of Professional Higher Education for Entrepreneurship and Economics, Zagreb</i>
Visoka škola tržišnih komunikacija Agora, Zagreb	54	32	22	54	34	20	14	34	<i>College of Market Communications Agora, Zagreb</i>
Visoka poslovna škola Libertas, Zagreb	361	177	184	184	107	61	46	70	<i>Business School Libertas, Zagreb</i>
Visoka poslovna škola Utilus, Zagreb	54	23	31	47	33	12	21	30	<i>Business School Utilus, Zagreb</i>
RRiF Visoka škola za financijski menadžment, Zagreb	55	18	37	10	55	18	37	10	<i>RRiF School of Professional Higher Education for Financial Management, Zagreb</i>
Međunarodna diplomatska škola za poslovno upravljanje, Zagreb	21	9	12	21	21	9	12	21	<i>International Graduate Business School, Zagreb</i>
Visoka škola za informacijske tehnologije, Zagreb	30	27	3	7	30	27	3	7	<i>College for Information Technologies, Zagreb</i>
Visoka poslovna škola Zagreb, Zagreb	65	27	38	21	65	27	38	21	<i>Business School of Professional Higher Education Zagreb, Zagreb</i>
Visoka policijska škola, Zagreb	1 317	1 035	282	69	329	257	72	-	<i>Police School of Professional Higher Education, Zagreb</i>
Visoko evanđeosko teološko učilište, Osijek	91	48	43	8	64	35	29	5	<i>Evangelical Theological Seminary, Osijek</i>
Teološki fakultet, Zagreb – evangelički	93	46	47	93	64	30	34	64	<i>Faculty of Theology, Zagreb – Evangelic</i>

26-14. UPISANI STUDENTI NA STRUČNI I SVEUČILIŠNI STUDIJ (NSKO 5) U AK. G. 2006./2007.

STUDENTS ENROLLED ON PROFESSIONAL AND UNIVERSITY STUDY (ISCED 5), 2006/2007 ACADEMIC YEAR

(nastavak)
(continued)

	Upisani studenti Enrolled students								
	ukupno Total	studenti Male	studentice Female	redoviti Full-time	od toga l. godina First-year students				
					ukupno Total	studenti Male	studentice Female	redoviti Full-time	
Fakulteti	109 095	47 602	61 493	84 743	37 158	17 001	20 157	29 373	Faculties
Stručni studij	16 703	7 213	9 490	8 888	7 017	3 071	3 946	3 665	Professional study
Građevinski fakultet, Osijek i studij	335	269	66	192	156	125	31	96	Faculty of Civil Engineering, Osijek and department
Građevinski fakultet, Rijeka	181	137	44	122	64	48	16	50	Faculty of Civil Engineering, Rijeka
Građevinsko-arhitektonski fakultet, Split	359	310	49	359	121	107	14	121	Faculty of Civil Engineering and Architecture, Split
Strojarski fakultet, Slavonski Brod	73	64	9	35	-	-	-	-	Faculty of Mechanical Engineering, Slavonski Brod
Tehnički fakultet, Rijeka	403	379	24	311	237	218	19	187	Faculty of Engineering, Rijeka
Fakultet elektrotehnike, strojarstva i brodogradnje, Split	658	627	31	658	241	228	13	241	Faculty of Electrical Engineering, Mechanical Engineering and Naval Architecture, Split
Elektrotehnički fakultet, Osijek i studiji	496	477	19	459	216	206	10	181	Faculty of Electrical Engineering, Osijek and departments
Kemijsko-tehnološki fakultet, Split	145	43	102	142	66	27	39	66	Faculty of Chemical Engineering and Technology, Split
Tekstilno-tehnološki fakultet, Zagreb i studijska jedinica	206	47	159	206	88	33	55	88	Faculty of Textile Technology, Zagreb and department
Pomorski fakultet, Rijeka	186	160	26	122	-	-	-	-	Faculty of Maritime Studies, Rijeka
Pomorski fakultet, Split	334	282	52	183	-	-	-	-	Faculty of Maritime Studies, Split
Medicinski fakultet, Osijek	225	41	184	225	76	18	58	76	Faculty of Medicine, Osijek
Medicinski fakultet, Rijeka	461	108	353	346	192	47	145	158	Faculty of Medicine, Rijeka
Medicinski fakultet, Split	296	52	244	296	99	9	90	99	Faculty of Medicine, Split
Poljoprivredni fakultet, Osijek – studij	156	88	68	127	102	55	47	79	Faculty of Agriculture, Osijek – department
Šumarski fakultet, Zagreb – studij	42	35	7	42	-	-	-	-	Faculty of Forestry, Zagreb – department
Ekonomski fakultet, Osijek i studiji	1 710	554	1 156	285	902	338	564	232	Faculty of Economics, Osijek and departments
Ekonomski fakultet, Rijeka i studij	48	11	37	4	-	-	-	-	Faculty of Economics, Rijeka and department
Ekonomski fakultet, Split	843	241	602	734	399	116	283	357	Faculty of Economics, Split
Ekonomski fakultet, Zagreb i centri	1 349	489	860	522	996	379	617	384	Faculty of Economics, Zagreb and departments
Fakultet ekonomije i turizma, Pula	69	20	49	36	54	16	38	28	Faculty of Economics and Tourism, Pula
Fakultet za turistički i hotelski menadžment, Opatija i centar	662	367	295	250	452	255	197	142	Faculty of Tourism and Hospitality Management, Opatija and department
Fakultet organizacije i informatike, Varaždin i centri	373	281	92	66	212	163	49	38	Faculty of Organisation and Informatics, Varaždin and departments
Pravni fakultet, Osijek i studij	781	225	556	380	456	145	311	201	Faculty of Law, Osijek and department
Pravni fakultet, Rijeka	126	35	91	45	115	27	88	36	Faculty of Law, Rijeka
Pravni fakultet, Split	737	223	514	256	323	106	217	133	Faculty of Law, Split
Filozofski fakultet, Split	156	2	154	156	82	1	81	82	Faculty of Philosophy, Split
Učiteljski fakultet, Osijek i studiji	393	17	376	393	44	1	43	44	Faculty of Teacher Education, Osijek and departments
Učiteljski fakultet, Rijeka i studij	511	32	479	339	101	6	95	53	Faculty of Teacher Education, Rijeka and department
Učiteljski fakultet, Zagreb	869	53	816	578	288	20	268	115	Faculty of Teacher Education, Zagreb
Stručni odjeli Sveučilišta u Dubrovniku	501	275	226	70	-	-	-	-	Professional Departments of the University of Dubrovnik
Sveučilišni studijski centar za stručne studije, Split	2 588	1 238	1 350	614	797	362	435	289	University Department for Professional Courses of Study, Split
Stručni odjel Sveučilišta u Zadru	367	15	352	271	113	6	107	64	Professional Department of the University of Zadar
Katolički bogoslovni fakultet, Zagreb – Institut za teološku kulturu laika	64	16	48	64	25	9	16	25	Catholic Theological Faculty, Zagreb – Institute for Theological Culture of Laymen

26-14. UPISANI STUDENTI NA STRUČNI I SVEUČILIŠNI STUDIJ (NSKO 5) U AK. G. 2006./2007.

STUDENTS ENROLLED ON PROFESSIONAL AND UNIVERSITY STUDY (ISCED 5), 2006/2007 ACADEMIC YEAR

(nastavak)
(continued)

	Upisani studenti Enrolled students								
	ukupno Total	studenti Male	studentice Female	redoviti Full-time	od toga l. godina First-year students				
					ukupno Total	studenti Male	studentice Female	redoviti Full-time	
Sveučilišni studij	92 392	40 389	52 003	75 855	30 141	13 930	16 211	25 708	University study
Prirodoslovno-matematički fakultet – Matematički odjel, Zagreb	1 387	525	862	1 387	488	200	288	488	Faculty of Science, Department of Mathematics, Zagreb
Prirodoslovno-matematički fakultet, Zagreb	2 234	877	1 357	2 234	715	324	391	715	Faculty of Science, Zagreb
Odjel za biologiju Sveučilišta u Osijeku	176	29	147	176	50	6	44	50	Biology Department of the University of Osijek
Odjel za fiziku Sveučilišta u Osijeku	119	78	41	119	33	20	13	33	Physics Department of the University of Osijek
Odjel za matematiku Sveučilišta u Osijeku	356	96	260	356	91	26	65	91	Mathematics Department of the University of Osijek
Arhitektonski fakultet, Zagreb	1 034	420	614	1 034	209	70	139	209	Faculty of Architecture, Zagreb
Građevinski fakultet, Osijek	536	382	154	536	205	149	56	205	Faculty of Civil Engineering, Osijek
Građevinski fakultet, Rijeka	490	309	181	490	185	125	60	185	Faculty of Civil Engineering, Rijeka
Građevinski fakultet, Zagreb	1 544	1 136	408	1 544	489	375	114	489	Faculty of Civil Engineering, Zagreb
Građevinsko-arhitektonski fakultet, Split	612	307	305	612	195	92	103	195	Faculty of Civil Engineering and Architecture, Split
Geodetski fakultet, Zagreb	816	563	253	699	164	122	42	164	Faculty of Geodesy, Zagreb
Geotehnički fakultet, Varaždin	249	158	91	249	118	69	49	118	Faculty of Geotechnical Engineering, Varaždin
Grafički fakultet, Zagreb	690	292	398	617	303	152	151	230	Faculty of Graphic Arts, Zagreb
Strojarski fakultet, Slavonski Brod	361	317	44	293	124	111	13	120	Faculty of Mechanical Engineering, Slavonski Brod
Fakultet strojarstva i brodogradnje, Zagreb	1 735	1 565	170	1 735	776	700	76	776	Faculty of Mechanical Engineering and Naval Architecture, Zagreb
Tehnički fakultet, Rijeka	761	680	81	761	343	299	44	343	Faculty of Engineering, Rijeka
Fakultet elektrotehnike, strojarstva i brodogradnje, Split	1 308	1 078	230	1 308	365	292	73	365	Faculty of Electrical Engineering, Mechanical Engineering and Naval Architecture, Split
Elektrotehnički fakultet, Osijek	802	728	74	765	229	207	22	228	Faculty of Electrical Engineering, Osijek
Fakultet elektrotehnike i računarstva, Zagreb	3 601	3 041	560	3 601	755	640	115	755	Faculty of Electrical Engineering and Computing, Zagreb
Fakultet prometnih znanosti, Zagreb	3 697	2 994	703	2 091	1 019	822	197	780	Faculty of Transport and Traffic Engineering, Zagreb
Rudarsko-geološko-naftni fakultet, Zagreb	581	429	152	581	298	218	80	298	Faculty of Mining, Geology and Petroleum Engineering, Zagreb
Metalurški fakultet, Sisak	106	60	46	106	83	49	34	83	Faculty of Metallurgy, Sisak
Fakultet kemijskog inženjerstva i tehnologije, Zagreb	647	180	467	647	215	66	149	215	Faculty of Chemical Engineering and Technology, Zagreb
Kemijsko-tehnološki fakultet, Split	308	71	237	308	131	39	92	131	Faculty of Chemical Engineering and Technology, Split
Tekstilno-tehnološki fakultet, Zagreb	890	148	742	890	488	116	372	488	Faculty of Textile Technology, Zagreb
Pomorski fakultet, Rijeka	738	519	219	577	488	371	117	342	Faculty of Maritime Studies, Rijeka
Pomorski fakultet, Split i studij	771	624	147	552	538	451	87	359	Faculty of Maritime Studies, Split and department
Sveučilišni studijski centar za studije mora, Split	138	45	93	138	34	9	25	34	University Department for Maritime Studies, Split
Medicinski fakultet, Osijek	419	159	260	419	91	31	60	91	Faculty of Medicine, Osijek
Medicinski fakultet, Rijeka	1 030	351	679	1 030	251	83	168	251	Faculty of Medicine, Rijeka
Medicinski fakultet, Split	365	119	246	365	76	25	51	76	Faculty of Medicine, Split
Medicinski fakultet, Zagreb	1 660	602	1 058	1 660	350	128	222	350	Faculty of Medicine, Zagreb
Stomatološki fakultet, Zagreb	634	224	410	634	197	71	126	197	Faculty of Dental Medicine, Zagreb
Farmaceutsko-biokemijski fakultet, Zagreb	905	163	742	905	234	45	189	234	Faculty of Pharmacy and Biochemistry, Zagreb
Veterinarski fakultet, Zagreb	612	300	312	612	187	85	102	187	Faculty of Veterinary Medicine, Zagreb
Prehrambeno-tehnološki fakultet, Osijek	379	87	292	379	148	34	114	148	Faculty of Food Technology, Osijek
Prehrambeno-biotehnološki fakultet, Zagreb	1 010	194	816	1 010	294	63	231	294	Faculty of Food Technology and Biotechnology, Zagreb
Poljoprivredni fakultet, Osijek	974	573	401	881	386	245	141	351	Faculty of Agriculture, Osijek
Međusveučilišni studij mediteranske poljoprivrede, Split	55	36	19	55	36	21	15	36	Interuniversity Study of Mediterranean Agriculture, Split

26-14. UPISANI STUDENTI NA STRUČNI I SVEUČILIŠNI STUDIJ (NSKO 5) U AK. G. 2006./2007.

STUDENTS ENROLLED ON PROFESSIONAL AND UNIVERSITY STUDY (ISCED 5), 2006/2007 ACADEMIC YEAR

(nastavak)
(continued)

	Upisani studenti Enrolled students								
	ukupno Total	studenti Male	studentice Female	redoviti Full-time	od toga l. godina First-year students				
					ukupno Total	studenti Male	studentice Female	redoviti Full-time	
Agronomski fakultet, Zagreb	1 767	751	1 016	1 767	516	244	272	516	Faculty of Agriculture, Zagreb
Šumarski fakultet, Zagreb	870	639	231	870	431	301	130	431	Faculty of Forestry, Zagreb
Ekonomski fakultet, Osijek	2 845	1 185	1 660	1 623	920	426	494	624	Faculty of Economics, Osijek
Ekonomski fakultet, Rijeka i studij	3 257	1 032	2 225	1 952	1 294	439	855	663	Faculty of Economics, Rijeka and departments
Ekonomski fakultet, Split	2 537	919	1 618	1 977	521	179	342	521	Faculty of Economics, Split
Ekonomski fakultet, Zagreb i studij	7 840	2 753	5 087	5 572	2 239	893	1 346	1 952	Faculty of Economics, Zagreb and department
Fakultet ekonomije i turizma, Pula	1 218	446	772	975	687	274	413	515	Faculty of Economics and Tourism, Pula
Fakultet za turistički i hotelski menadžment, Opatija i centar	2 917	913	2 004	1 497	815	266	549	438	Faculty of Tourism and Hospitality Management, Opatija and department
Fakultet organizacije i informatike, Varaždin	753	586	167	680	256	209	47	228	Faculty of Organisation and Informatics, Varaždin
Pravni fakultet, Osijek	2 510	928	1 582	1 131	609	252	357	367	Faculty of Law, Osijek
Pravni fakultet, Rijeka	1 379	408	971	906	492	161	331	354	Faculty of Law, Rijeka
Pravni fakultet, Split	2 423	939	1 484	1 062	489	170	319	323	Faculty of Law, Split
Pravni fakultet, Zagreb	5 820	1 526	4 294	3 056	2 211	618	1 593	1 225	Faculty of Law, Zagreb
Fakultet političkih znanosti, Zagreb	1 874	660	1 214	1 598	601	243	358	468	Faculty of Political Sciences, Zagreb
Filozofski fakultet, Osijek i studij	1 187	254	933	1 187	368	103	265	368	Faculty of Philosophy, Osijek and department
Filozofski fakultet, Pula	382	107	275	382	133	50	83	133	Faculty of Philosophy, Pula
Filozofski fakultet, Rijeka	1 419	342	1 077	1 419	536	134	402	536	Faculty of Philosophy, Rijeka
Filozofski fakultet, Split	1 117	109	1 008	1 073	295	37	258	295	Faculty of Philosophy, Split
Filozofski fakultet, Zagreb	4 772	1 249	3 523	4 772	1 446	406	1 040	1 446	Faculty of Philosophy, Zagreb
Hrvatski studiji, Zagreb	1 219	343	876	1 219	367	106	261	367	Croatian Studies, Zagreb
Učiteljski fakultet, Osijek i studij	315	19	296	315	182	12	170	182	Faculty of Teacher Education, Osijek and department
Učiteljski fakultet, Rijeka i studij	120	7	113	120	120	7	113	120	Faculty of Teacher Education, Rijeka and department
Učiteljski fakultet, Zagreb	340	46	294	340	155	19	136	155	Faculty of Teacher Education, Zagreb
Fakultet prirodoslovno-matematičkih znanosti i kineziologije, Split	869	414	455	856	253	115	138	240	Faculty of Natural Sciences, Mathematics and Kinesiology, Split
Sveučilišni odjeli Sveučilišta u Dubrovniku	1 504	711	793	1 196	668	363	305	546	University Departments of the University of Dubrovnik
Sveučilišni odjeli Sveučilišta u Zadru	2 868	812	2 056	2 518	1 128	404	724	963	University Departments of the University of Zadar
Edukacijsko-rehabilitacijski fakultet, Zagreb	581	46	535	499	130	10	120	130	Faculty of Special Education and Rehabilitation, Zagreb
Kineziološki fakultet, Zagreb	1 469	1 058	411	1 469	493	341	152	493	Faculty of Kinesiology, Zagreb
Katolički bogoslovni fakultet, Đakovo	211	112	99	211	65	32	33	65	Catholic Theological Faculty, Đakovo
Katolički bogoslovni fakultet, Split	184	97	87	184	42	19	23	42	Catholic Theological Faculty, Split
Katolički bogoslovni fakultet, Zagreb i studij	528	325	203	528	132	73	59	132	Catholic Theological Faculty, Zagreb and department
Instituti Katoličkog bogoslovnog fakulteta, Zagreb	252	32	220	252	64	8	56	64	Institutes of Catholic Theological Faculty, Zagreb
Filozofski fakultet Družbe Isusove, Zagreb	271	122	149	249	86	49	37	86	Faculty of Philosophy of the Society of Jesus, Zagreb
Filozofsko-teološki institut Družbe Isusove, Zagreb	44	40	4	44	16	16	-	16	Institute of Philosophy and Theology of the Society of Jesus, Zagreb
Umjetničke akademije	1 480	594	886	1 480	405	168	237	405	Academies of arts
Muzička akademija, Zagreb	362	163	199	362	110	49	61	110	Academy of Music, Zagreb
Akademija likovnih umjetnosti, Zagreb	300	103	197	300	67	21	46	67	Academy of Fine Arts, Zagreb
Umjetnička akademija, Osijek	130	54	76	130	44	19	25	44	Academy of Arts, Osijek
Umjetnička akademija, Split	291	117	174	291	65	32	33	65	Arts Academy, Split
Akademija dramske umjetnosti, Zagreb	186	104	82	186	45	29	16	45	Academy of Dramatic Arts, Zagreb
Akademija primijenjene umjetnosti, Rijeka	211	53	158	211	74	18	56	74	Academy of Applied Arts, Rijeka

26-15. STUDENTI KOJI SU DIPLOMIRALI NA STRUČNOM I SVEUČILIŠNOM STUDIJU (NSKO 5)
 GRADUATES ON PROFESSIONAL AND UNIVERSITY STUDY (ISCED 5)

	Ukupno <i>Undergraduates – total</i>						Redoviti <i>Full-time undergraduates</i>						
	2003.	2004.	2005.	2006.			2003.	2004.	2005.	2006.			
				ukupno <i>Total</i>	muškarci <i>Men</i>	žene <i>Women</i>				ukupno <i>Total</i>	muškarci <i>Men</i>	žene <i>Women</i>	
Visoka učilišta	15 762	17 391	18 190	19 566	7 972	11 594	11 388	11 782	11 802	12 527	4 890	7 637	<i>Institutions of higher education</i>
Veleučilišta	1 641	1 542	1 528	2 231	1 227	1 004	857	742	750	1 082	539	543	<i>Polytechnics</i>
Veleučilište u Dubrovniku	230	259	-	-	-	-	142	130	-	-	-	-	<i>Polytechnic in Dubrovnik</i>
Veleučilište u Karlovcu	80	118	85	125	87	38	58	67	50	57	35	22	<i>Polytechnic in Karlovac</i>
Veleučilište u Požezi	126	180	233	233	60	173	71	96	152	153	42	111	<i>Polytechnic in Požega</i>
Veleučilište u Rijeci	78	77	91	124	53	71	16	9	30	53	21	32	<i>Polytechnic in Rijeka</i>
Veleučilište u Splitu	223	-	-	-	-	-	106	-	-	-	-	-	<i>Polytechnic in Split</i>
Društveno veleučilište u Zagrebu	236	169	180	260	122	138	79	71	51	61	12	49	<i>Social Studies Polytechnic in Zagreb</i>
Tehničko veleučilište u Zagrebu	668	739	939	906	785	121	385	369	467	388	336	52	<i>Technical Polytechnic in Zagreb</i>
Zdravstveno veleučilište u Zagrebu	-	-	-	583	120	463	-	-	-	370	93	277	<i>Health Studies Polytechnic in Zagreb</i>
Visoke škole	3 062	3 212	3 348	2 817	974	1 843	1 686	1 895	1 994	1 559	386	1 173	<i>Schools of professional higher education</i>
Visoka tehnička škola, Pula	-	17	23	22	21	1	-	2	9	8	7	1	<i>Technical School of Professional Higher Education, Pula</i>
Visoka elektrotehnička škola, Varaždin	-	-	2	9	8	1	-	-	2	6	6	-	<i>School of Professional Higher Education in Electrical Engineering, Varaždin</i>
Visoka škola za sigurnost, Zagreb ¹⁾	128	175	135	278	225	53	17	-	1	-	-	-	<i>School of Professional Higher Education in Safety, Zagreb¹⁾</i>
Visoka pomorska škola, Split	127	-	-	-	-	-	61	-	-	-	-	-	<i>Maritime School of Professional Higher Education, Split</i>
Visoka zdravstvena škola, Zagreb	679	605	669	-	-	-	327	391	412	-	-	-	<i>School of Professional Higher Education in Health Services, Zagreb</i>
Visoko gospodarsko učilište, Križevci	63	65	52	143	64	79	50	38	36	85	33	52	<i>School of Professional Higher Education in Agriculture, Križevci</i>
Učiteljska akademija, Zagreb	544	520	526	477	13	464	294	315	335	310	6	304	<i>Teacher Education Academy, Zagreb</i>
Visoka učiteljska škola, Čakovec	148	147	121	150	16	134	78	84	81	108	10	98	<i>Teachers' School of Professional Higher Education, Čakovec</i>
Visoka učiteljska škola, Gospić	24	24	23	30	4	26	15	23	22	30	4	26	<i>Teachers' School of Professional Higher Education, Gospić</i>
Visoka učiteljska škola, Osijek	81	115	122	128	5	123	81	88	104	117	5	112	<i>Teachers' School of Professional Higher Education, Osijek</i>
Visoka učiteljska škola, Petrinja	171	249	277	210	12	198	119	139	146	111	-	111	<i>Teachers' School of Professional Higher Education, Petrinja</i>
Visoka učiteljska škola, Pula	51	94	97	111	11	100	45	70	70	69	3	66	<i>Teachers' School of Professional Higher Education, Pula</i>
Visoka učiteljska škola, Rijeka	72	75	63	-	-	-	43	43	33	-	-	-	<i>Teachers' School of Professional Higher Education, Rijeka</i>
Visoka učiteljska škola, Split	112	132	126	-	-	-	82	86	91	-	-	-	<i>Teachers' School of Professional Higher Education, Split</i>
Visoka škola za turistički menadžment, Šibenik	73	70	112	93	22	71	52	51	73	64	16	48	<i>School of Professional Higher Education in Tourism, Šibenik</i>
Američka visoka škola za management i tehnologiju, Dubrovnik	226	274	226	240	121	119	226	274	226	240	121	119	<i>American College of Management and Technology, Dubrovnik</i>
Visoka poslovna škola, Višnjan	-	32	14	49	24	25	-	17	9	17	7	10	<i>Business School, Višnjan</i>
Zagrebačka škola za menadžment, Zagreb	-	16	65	79	27	52	-	13	47	61	19	42	<i>Zagreb School of Management, Zagreb</i>
Visoka škola za poslovanje i upravljanje, Zaprrešić	-	103	115	219	66	153	-	18	23	51	14	37	<i>School of Professional Higher Education for Business and Management, Zaprrešić</i>
Zagrebačka škola ekonomije i managementa, Zagreb	-	130	-	48	22	26	-	130	-	48	22	26	<i>Zagreb School of Economics and Management, Zagreb</i>
Zagrebačka škola za ekonomiju poduzetništva, Zagreb	-	-	181	157	74	83	-	-	181	157	74	83	<i>School of Professional Higher Education for Entrepreneurship and Economics, Zagreb</i>
Visoka škola tržišnih komunikacija Agora, Zagreb	-	-	-	9	4	5	-	-	-	9	4	5	<i>College of Market Communications Agora, Zagreb</i>
Visoka poslovna škola Libertas, Zagreb	-	-	-	76	35	41	-	-	-	5	3	2	<i>Business School Libertas, Zagreb</i>
Visoka policijska škola, Zagreb	532	344	359	259	184	75	165	90	71	52	25	27	<i>Police School of Professional Higher Education, Zagreb</i>
Visoko evanđeosko teološko učilište, Osijek	30	20	40	30	16	14	30	20	22	11	7	4	<i>Evangelical Theological Seminary, Osijek</i>
Visoka škola za glazbenu umjetnost, Lovran	1	5	-	-	-	-	1	3	-	-	-	-	<i>School of Professional Higher Education in Music, Lovran</i>

1) Do 2005. Visoka škola za sigurnost na radu, Zagreb.

 1) *School of Professional Higher Education in Work Safety, Zagreb until 2005.*

26-15. STUDENTI KOJI SU DIPLOMIRALI NA STRUČNOM I SVEUČILIŠNOM STUDIJU (NSKO 5)

GRADUATES ON PROFESSIONAL AND UNIVERSITY STUDY (ISCED 5)

(nastavak)
(continued)

	Ukupno Undergraduates – total						Redoviti Full-time undergraduates						
	2003.	2004.	2005.	2006.			2003.	2004.	2005.	2006.			
				ukupno Total	muškarci Men	žene Women				ukupno Total	muškarci Men	žene Women	
Fakulteti	10 853	12 436	13 081	14 253	5 657	8 596	8 639	8 944	8 825	9 621	3 851	5 770	Faculties
Stručni studij	1 816	3 275	3 582	3 871	15 64	2 307	911	1 273	1 369	1 500	634	866	Professional study
Građevinski fakultet, Osijek	1	4	11	21	14	7	1	2	9	14	7	7	Faculty of Civil Engineering, Osijek
Građevinski fakultet, Rijeka	24	35	33	14	9	5	20	29	21	6	4	2	Faculty of Civil Engineering, Rijeka
Građevinski fakultet, Zagreb	49	43	27	8	6	2	48	43	27	8	6	2	Faculty of Civil Engineering, Zagreb
Građevinsko-arhitektonski fakultet, Split ²⁾	25	21	18	34	31	3	25	21	18	34	31	3	Faculty of Civil Engineering and Architecture, Split ²⁾
Geotehnički fakultet, Varaždin	15	12	6	2	1	1	5	5	3	1	1	-	Faculty of Geotechnical Engineering, Varaždin
Grafički fakultet, Zagreb	30	24	13	16	10	6	17	10	8	8	6	2	Faculty of Graphic Arts, Zagreb
Strojarski fakultet, Slavonski Brod	18	7	11	8	5	3	5	4	3	6	3	3	Faculty of Mechanical Engineering, Slavonski Brod
Tehnički fakultet, Rijeka	41	55	49	65	63	2	39	43	42	50	48	2	Faculty of Engineering, Rijeka
Fakultet elektrotehnike, strojarstva i brodogradnje, Split	18	45	58	75	70	5	18	45	58	75	70	5	Faculty of Electrical Engineering, Mechanical Engineering and Naval Architecture, Split
Elektrotehnički fakultet, Osijek	26	41	29	62	62	-	19	40	29	59	59	-	Faculty of Electrical Engineering, Osijek
Kemijско-tehnološki fakultet, Split	20	21	20	20	5	15	20	21	20	20	5	15	Faculty of Chemical Engineering and Technology, Split
Tekstilno-tehnološki fakultet, Zagreb	70	70	55	68	3	65	70	70	55	68	3	65	Faculty of Textile Technology, Zagreb
Pomorski fakultet, Rijeka	128	93	104	91	89	2	95	73	77	60	59	1	Faculty of Maritime Studies, Rijeka
Pomorski fakultet, Split	-	147	166	166	142	24	-	75	71	66	50	16	Faculty of Maritime Studies, Split
Fakultet prometnih znanosti, Zagreb	177	47	-	-	-	-	46	15	-	-	-	-	Faculty of Transport and Traffic Engineering, Zagreb
Medicinski fakultet, Rijeka	88	112	128	113	24	89	79	93	86	72	23	49	Faculty of Medicine, Rijeka
Medicinski fakultet, Split	-	34	37	92	13	79	-	12	26	83	13	70	Faculty of Medicine, Split
Poljoprivredni fakultet, Osijek	26	31	17	52	31	21	21	16	13	13	4	9	Faculty of Agriculture, Osijek
Ekonomski fakultet, Osijek	22	51	92	183	46	137	8	3	18	53	11	42	Faculty of Economics, Osijek
Ekonomski fakultet, Rijeka	57	60	63	78	18	60	21	9	10	3	-	3	Faculty of Economics, Rijeka
Ekonomski fakultet, Split	114	2 047	206	280	53	227	49	105	111	117	22	95	Faculty of Economics, Split
Ekonomski fakultet, Zagreb	289	583	597	598	188	410	66	161	152	137	38	99	Faculty of Economics, Zagreb
Fakultet ekonomije i turizma, Pula	4	6	5	24	6	18	-	1	1	5	1	4	Faculty of Economics and Tourism, Pula
Fakultet za turistički i hotelski menadžment, Opatija	119	137	189	194	83	111	58	43	54	46	18	28	Faculty of Tourism and Hospitality Management, Opatija
Fakultet organizacije i informatike, Varaždin	70	95	112	79	48	31	12	13	21	21	12	9	Faculty of Organisation and Informatics, Varaždin
Pravni fakultet, Osijek	-	9	26	37	9	28	-	3	6	28	3	25	Faculty of Law, Osijek
Pravni fakultet, Split	90	215	64	68	17	51	15	43	27	17	3	14	Faculty of Law, Split
Pravni fakultet, Zagreb	43	10	20	-	-	-	43	6	18	-	-	-	Faculty of Law, Zagreb
Filozofski fakultet, Rijeka	10	4	-	5	3	2	3	-	-	2	-	2	Faculty of Philosophy, Rijeka
Filozofski fakultet, Split	-	-	-	81	9	72	-	-	-	50	7	43	Faculty of Philosophy, Split
Stručni odjel Sveučilišta u Dubrovniku ³⁾	29	11	208	227	114	113	3	1	83	71	45	26	Professional Department of the University of Dubrovnik ³⁾
Sveučilišni studijski centar za stručne studije, Split ⁴⁾	-	862	998	862	335	527	-	190	172	172	69	103	University Department for Professional Courses of Study, Split ⁴⁾
Stručni odjel Sveučilišta u Zadru ⁵⁾	137	136	134	158	4	154	88	74	95	94	1	93	Professional Department of the University of Zadar ⁵⁾
Kineziološki fakultet, Zagreb	62	46	42	45	42	3	6	-	-	2	2	-	Faculty of Kinesiology, Zagreb
Katolički bogoslovni fakultet, Zagreb i studiji	13	-	-	-	-	-	10	-	-	-	-	-	Catholic Theological Faculty, Zagreb, and departments
Filozofsko-teološki institut Družbe Isusove, Zagreb	-	4	-	-	-	-	-	4	-	-	-	-	Institute of Philosophy and Theology of the Society of Jesus, Zagreb
Katolički bogoslovni fakultet, Zagreb – Institut za teološku kulturu laika	-	-	44	45	11	34	-	-	35	39	10	29	Catholic Theological Faculty, Zagreb – Institute for Theological Culture of Laymen
Teološki fakultet, Maruševec – adventistički	1	-	-	-	-	-	1	-	-	-	-	-	Faculty of Theology, Maruševec – Adventist

2) Do 2003. Građevinski fakultet, Split

3) Do 2004. Fakultet za turizam i vanjsku trgovinu, Dubrovnik

4) Do 2005. Odjel za stručne studije Sveučilišta u Splitu

5) Do 2003. Filozofski fakultet, Zadar

2) Faculty of Civil Engineering, Split, until 2003.

3) Faculty of Tourism and Foreign Trade, Dubrovnik, until 2004.

4) Department for Professional Courses of Study of the University of Split, until 2005

5) Faculty of Philosophy, Zadar, until 2003.

26-15. STUDENTI KOJI SU DIPLOMIRALI NA STRUČNOM I SVEUČILIŠNOM STUDIJU (NSKO 5)

GRADUATES ON PROFESSIONAL AND UNIVERSITY STUDY (ISCED 5)

(nastavak)
(continued)

	Ukupno Undergraduates – total						Redoviti Full-time undergraduates						
	2003.	2004.	2005.	2006.			2003.	2004.	2005.	2006.			
				ukupno Total	muškarci Men	žene Women				ukupno Total	muškarci Men	žene Women	
Sveučilišni studij	9 037	9 161	9 499	10 382	4 093	6 289	7 728	7 671	7 456	8 121	3 217	4 904	University study
Prirodoslovno-matematički fakultet – Matematički odjel, Zagreb	65	61	97	85	28	57	65	61	97	85	28	57	Faculty of Science, Department of Mathematics, Zagreb
Prirodoslovno-matematički fakultet, Zagreb	249	272	296	370	107	263	249	272	296	370	107	263	Faculty of Science, Zagreb
Odjel za biologiju Sveučilišta u Osijeku	-	-	-	23	6	17	-	-	-	23	6	17	Biology Department of the University of Osijek
Odjel za matematiku, Osijek	-	-	34	38	8	30	-	-	34	38	8	30	Mathematics Department of the University of Osijek
Arhitektonski fakultet, Zagreb	100	124	105	158	70	88	100	124	105	158	70	88	Faculty of Architecture, Zagreb
Građevinski fakultet, Osijek	16	13	45	38	28	10	16	12	45	38	28	10	Faculty of Civil Engineering, Osijek
Građevinski fakultet, Rijeka	28	55	37	71	46	25	28	55	37	71	46	25	Faculty of Civil Engineering, Rijeka
Građevinski fakultet, Zagreb	144	129	123	111	81	30	144	126	123	111	81	30	Faculty of Civil Engineering, Zagreb
Građevinsko-arhitektonski fakultet, Split ²⁾	20	64	28	59	35	24	20	64	28	59	35	24	Faculty of Civil Engineering and Architecture, Split ²⁾
Geodetski fakultet, Zagreb	45	49	60	63	32	31	45	49	56	59	29	30	Faculty of Geodesy, Zagreb
Geotehnički fakultet, Varaždin	13	31	31	26	22	4	13	31	31	26	22	4	Faculty of Geotechnical Engineering, Varaždin
Grafički fakultet, Zagreb	108	98	84	94	25	69	101	92	81	89	24	65	Faculty of Graphic Arts, Zagreb
Strojarski fakultet, Slavonski Brod	15	18	31	31	29	2	11	17	14	24	23	1	Faculty of Mechanical Engineering, Slavonski Brod
Fakultet strojarstva i brodogradnje, Zagreb	119	137	93	106	100	6	119	137	93	106	100	6	Faculty of Mechanical Engineering and Naval Architecture, Zagreb
Tehnički fakultet, Rijeka	44	51	59	81	77	4	44	51	59	81	77	4	Faculty of Engineering, Rijeka
Fakultet elektrotehnike, strojarstva i brodogradnje, Split	93	111	145	131	105	26	93	111	145	131	105	26	Faculty of Electrical Engineering, Mechanical Engineering and Naval Architecture, Split
Elektrotehnički fakultet, Osijek	48	32	51	83	75	8	48	32	44	72	64	8	Faculty of Electrical Engineering, Osijek
Fakultet elektrotehnike i računarstva, Zagreb	341	343	413	466	391	75	341	343	413	466	391	75	Faculty of Electrical Engineering and Computing, Zagreb
Fakultet prometnih znanosti, Zagreb	466	433	384	472	389	83	306	297	228	239	199	40	Faculty of Transport and Traffic Engineering, Zagreb
Rudarsko-geološko-naftni fakultet, Zagreb	32	29	48	56	44	12	32	29	48	56	44	12	Faculty of Mining, Geology and Petroleum Engineering, Zagreb
Metalurški fakultet, Sisak	4	6	7	6	6	-	4	6	7	6	6	-	Faculty of Metallurgy, Sisak
Fakultet kemijskog inženjerstva i tehnologije, Zagreb	38	42	41	62	19	43	38	42	41	62	19	43	Faculty of Chemical Engineering and Technology, Zagreb
Kemijsko-tehnološki fakultet, Split	11	18	8	6	2	4	11	18	8	6	2	4	Faculty of Chemical Engineering and Technology, Split
Tekstilno-tehnološki fakultet, Zagreb	45	34	29	54	6	48	45	34	29	54	6	48	Faculty of Textile Technology, Zagreb
Pomorski fakultet, Rijeka	59	40	65	48	28	20	54	34	53	41	22	19	Faculty of Maritime Studies, Rijeka
Pomorski fakultet, Split	-	17	18	8	4	4	-	17	11	8	4	4	Faculty of Maritime Studies, Split
Sveučilišni studijski centar za studije mora, Split ⁶⁾	26	9	32	26	7	19	26	9	32	26	7	19	University Department for Maritime Studies, Split ⁶⁾
Medicinski fakultet, Osijek	23	45	19	65	18	47	23	45	19	65	18	47	Faculty of Medicine, Osijek
Medicinski fakultet, Rijeka	155	147	121	118	42	76	155	147	121	118	42	76	Faculty of Medicine, Rijeka
Medicinski fakultet, Split	44	39	35	46	16	30	44	39	35	46	16	30	Faculty of Medicine, Split
Medicinski fakultet, Zagreb	225	252	253	222	89	133	225	252	253	222	89	133	Faculty of Medicine, Zagreb
Stomatološki fakultet, Zagreb	119	114	103	71	23	48	119	114	103	71	23	48	Faculty of Dental Medicine, Zagreb
Farmaceutsko-biokemijski fakultet, Zagreb	128	144	144	162	35	127	128	144	144	162	35	177	Faculty of Pharmacy and Biochemistry, Zagreb
Veterinarski fakultet, Zagreb	94	102	91	110	58	52	94	102	91	110	58	52	Faculty of Veterinary Medicine, Zagreb
Prehrambeno-tehnološki fakultet, Osijek	30	40	42	39	12	27	30	40	42	39	12	27	Faculty of Food Technology, Osijek
Prehrambeno-biotehnološki fakultet, Zagreb	132	159	139	137	24	113	132	159	139	137	24	113	Faculty of Food Technology and Biotechnology, Zagreb
Poljoprivredni fakultet, Osijek	44	45	66	55	37	18	34	37	54	40	27	13	Faculty of Agriculture, Osijek
Agronomski fakultet, Zagreb	168	145	138	195	74	121	168	144	138	195	74	121	Faculty of Agriculture, Zagreb
Šumarski fakultet, Zagreb	86	129	126	95	69	26	86	129	126	95	69	26	Faculty of Forestry, Zagreb
Ekonomski fakultet, Osijek	214	244	396	379	119	260	152	156	200	185	62	123	Faculty of Economics, Osijek

6) Do 2005. Odjel za studij mora i pomorstva, Split

6) Maritime Department, Split, until 2005

26-15. STUDENTI KOJI SU DIPLOMIRALI NA STRUČNOM I SVEUČILIŠNOM STUDIJU (NSKO 5)
GRADUATES ON PROFESSIONAL AND UNIVERSITY STUDY (ISCED 5)

(nastavak)
(continued)

	Ukupno Undergraduates – total						Redoviti Full-time undergraduates						
	2003.	2004.	2005.	2006.			2003.	2004.	2005.	2006.			
				ukupno Total	muškarci Men	žene Women				ukupno Total	muškarci Men	žene Women	
Ekonomski fakultet, Rijeka	237	250	239	332	85	247	201	195	169	202	46	156	Faculty of Economics, Rijeka
Ekonomski fakultet, Split	127	211	143	290	88	202	101	146	75	183	51	132	Faculty of Economics, Split
Ekonomski fakultet, Zagreb	1 158	1 041	1 016	975	330	645	861	723	667	629	207	422	Faculty of Economics, Zagreb
Fakultet ekonomije i turizma, Pula	108	98	80	96	38	58	72	65	54	65	26	39	Faculty of Economics and Tourism, Pula
Fakultet za turistički i hotelski menadžment, Opatija	236	210	419	375	95	280	145	101	184	129	32	97	Faculty of Tourism and Hospitality Management, Opatija
Fakultet organizacije i informatike, Varaždin	103	91	81	102	68	34	82	74	51	51	30	21	Faculty of Organisation and Informatics, Varaždin
Pravni fakultet, Osijek	125	135	209	264	83	181	85	70	96	82	19	63	Faculty of Law, Osijek
Pravni fakultet, Rijeka	118	133	145	128	38	90	94	112	101	91	26	65	Faculty of Law, Rijeka
Pravni fakultet, Split	188	231	217	226	90	136	96	117	86	109	39	70	Faculty of Law, Split
Pravni fakultet, Zagreb	591	529	567	534	148	386	422	346	303	277	65	212	Faculty of Law, Zagreb
Fakultet političkih znanosti, Zagreb	155	193	256	332	99	233	111	119	167	219	66	153	Faculty of Political Sciences, Zagreb
Filozofski fakultet, Osijek ⁷⁾	165	173	169	169	23	146	139	146	122	150	21	129	Faculty of Philosophy, Osijek ⁷⁾
Filozofski fakultet, Pula	50	55	54	48	12	36	48	52	40	44	9	35	Faculty of Philosophy, Pula
Filozofski fakultet, Rijeka	186	167	151	157	30	127	153	155	151	157	30	127	Faculty of Philosophy, Rijeka
Filozofski fakultet, Split	-	-	-	100	3	97	-	-	-	96	3	93	Faculty of Philosophy, Split
Filozofski fakultet, Zagreb	749	606	523	586	113	473	724	574	498	552	104	448	Faculty of Philosophy, Zagreb
Hrvatski studiji, Zagreb	169	205	212	206	50	156	167	205	212	206	50	156	Croatian Studies, Zagreb
Sveučilišni odjeli Sveučilišta u Dubrovniku ³⁾	106	98	171	151	46	105	74	74	107	96	31	65	University Departments of the University of Dubrovnik ³⁾
Sveučilišni odjeli Sveučilišta u Zadru ⁵⁾	295	324	276	328	57	271	271	294	257	312	55	257	University Departments of the University of Zadar ⁵⁾
Fakultet prirodoslovno-matematičkih znanosti i kineziologije, Split ⁸⁾	88	74	73	72	38	34	88	74	73	72	38	34	Faculty of Natural Sciences, Mathematics and Kinesiology, Split ⁸⁾
Edukacijsko-rehabilitacijski fakultet, Zagreb	119	134	114	128	8	120	93	80	89	111	7	104	Faculty of Special Education and Rehabilitation, Zagreb
Kineziološki fakultet, Zagreb	119	133	133	123	86	37	114	130	133	123	86	37	Faculty of Kinesiology, Zagreb
Katolički bogoslovni fakultet, Zagreb, i studiji	98	101	86	69	41	28	98	101	86	69	41	28	Catholic Theological Faculty, Zagreb and departments
Katolički bogoslovni fakultet, Đakovo	-	-	24	-	-	-	-	-	24	-	-	-	Catholic Theological Faculty, Đakovo
Katolički bogoslovni fakultet, Split	46	16	20	28	13	15	46	16	20	28	13	15	Catholic Theological Faculty, Split
Instituti Katoličkog bogoslovnog fakulteta, Zagreb	67	61	39	54	5	49	58	60	29	40	4	36	Institutes of Catholic Theological Faculty, Zagreb
Filozofski fakultet Družbe Isusove, Zagreb	40	49	38	36	13	23	39	49	32	31	9	22	Faculty of Philosophy of the Society of Jesus, Zagreb
Filozofsko-teološki institut Družbe Isusove, Zagreb	-	15	6	5	5	-	-	15	6	5	5	-	Faculty of Philosophy and Theology of the Society of Jesus, Zagreb
Teološki fakultet, Maruševec – adventistički	3	5	1	2	2	-	3	5	1	-	2	2	Faculty of Theology, Maruševec – Adventist
Teološki fakultet, Zagreb – evangelički	-	2	-	-	-	-	-	2	-	-	-	-	Faculty of Theology, Zagreb – Evangelic
Umjetničke akademije	206	201	233	265	114	151	206	201	233	265	114	151	Academies of arts
Muzička akademija, Zagreb	83	77	122	99	47	52	83	77	122	99	47	52	Academy of Music, Zagreb
Akademija likovnih umjetnosti, Zagreb	50	61	26	50	26	24	50	61	26	50	26	24	Academy of Fine Arts, Zagreb
Umjetnička akademija, Osijek	-	-	7	15	5	10	-	-	7	15	5	10	Academy of Arts, Osijek
Umjetnička akademija, Split	47	43	59	59	16	43	47	43	59	59	16	43	Arts Academy, Split
Akademija dramske umjetnosti, Zagreb	26	20	19	24	18	6	26	20	19	24	18	6	Academy of Dramatic Arts, Zagreb
Akademija primjenjenih umjetnosti, Rijeka	-	-	-	18	2	16	-	-	-	18	2	16	Academy of Applied Arts, Rijeka

7) Do 2004. Pedagoški fakultet, Osijek

8) Do 2005. Fakultet prirodoslovno-matematičkih znanosti i studija odgojnih područja, Split

7) Faculty of Pedagogy, Osijek, until 2004.

8) Faculty of Natural Sciences, Mathematics and Education, Split, until 2005.

26-16. UPISANI STUDENTI NA MAGISTARSKI ILI POSLIJEDIPLOMSKI SPECIJALISTIČKI STUDIJ NA VISOKIM UČILIŠTIMA PREMA VRSTI STUDIJA I SPOLU U AK. G. 2005./2006. (NSKO 5)
STUDENTS ENROLLED ON MAGISTERIAL OR POSTGRADUATE SPECIALIST STUDIES, BY NAME AND PLACE OF INSTITUTIONS OF HIGHER EDUCATION, TYPE OF STUDY AND SEX, 2005/2006 ACADEMIC YEAR (ISCED 5)

	Ukupno Total			Vrsta studija Type of study						Total
				znanstveni Academic		stručni i umjetnički Professional and artistic		specijalistički Specialist		
	svoga Total	muškarci Men	žene Women	svoga Total	žene Women	svoga Total	žene Women	svoga Total	žene Women	
Ukupno	2 378	960	1 418	1 325	702	280	208	773	508	Total
Učiteljska akademija, Zagreb	166	20	146	-	-	166	146	-	-	Teacher Education Academy, Zagreb
Prirodoslovno-matematički fakultet – Matematički odjel, Zagreb	29	8	21	-	-	-	-	29	21	Faculty of Science, Department of Mathematics, Zagreb
Prirodoslovno-matematički fakultet, Zagreb	151	67	84	147	83	-	-	4	1	Faculty of Science, Zagreb
Interdisciplinarni studij Sveučilišta u Osijeku i Instituta Ruder Bošković, Zagreb	12	1	11	12	11	-	-	-	-	Interdisciplinary Study of the University of Osijek and the Ruder Bošković Institute, Zagreb
Građevinski fakultet, Rijeka	8	6	2	8	2	-	-	-	-	Faculty of Civil Engineering, Rijeka
Građevinsko-arhitektonski fakultet, Split	20	14	6	20	6	-	-	-	-	Faculty of Civil Engineering and Architecture, Split
Grafički fakultet, Zagreb	24	11	13	24	13	-	-	-	-	Faculty of Graphic Arts, Zagreb
Fakultet strojarstva i brodogradnje, Zagreb	4	4	-	-	-	-	-	4	-	Faculty of Mechanical Engineering and Naval Architecture, Zagreb
Fakultet elektrotehnike, strojarstva i brodogradnje, Split	11	11	-	11	-	-	-	-	-	Faculty of Electrical Engineering, Mechanical Engineering and Naval Architecture, Split
Fakultet elektrotehnike i računarstva, Zagreb	151	127	24	151	24	-	-	-	-	Faculty of Electrical Engineering and Computing, Zagreb
Fakultet prometnih znanosti, Zagreb	14	11	3	12	3	2	-	-	-	Faculty of Transport and Traffic Engineering, Zagreb
Rudarsko-geološko-naftni fakultet, Zagreb	31	23	8	31	8	-	-	-	-	Faculty of Mining, Geology and Petroleum Engineering, Zagreb
Fakultet kemijskog inženjerstva i tehnologije, Zagreb	22	8	14	-	-	-	-	22	14	Faculty of Chemical Engineering and Technology, Zagreb
Pomorski fakultet, Rijeka	7	5	2	7	2	-	-	-	-	Faculty of Maritime Studies, Rijeka
Pomorski fakultet, Split	1	1	-	-	-	1	-	-	-	Faculty of Maritime Studies, Split
Medicinski fakultet, Rijeka	43	12	31	43	31	-	-	-	-	Faculty of Medicine, Rijeka
Medicinski fakultet, Split	20	6	14	20	14	-	-	-	-	Faculty of Medicine, Split
Medicinski fakultet, Zagreb	341	96	245	-	-	-	-	341	245	Faculty of Medicine, Zagreb
Stomatološki fakultet, Zagreb	116	39	77	74	50	-	-	42	27	Faculty of Dental Medicine, Zagreb
Veterinarski fakultet, Zagreb	17	11	6	13	5	4	1	-	-	Faculty of Veterinary Medicine, Zagreb
Prehrambeno-tehnološki fakultet, Osijek	21	5	16	3	1	-	-	18	15	Faculty of Food Technology, Osijek
Prehrambeno-biotehnološki fakultet, Zagreb	20	3	17	-	-	-	-	20	17	Faculty of Food Technology and Biotechnology, Zagreb
Poljoprivredni fakultet, Osijek	7	3	4	-	-	-	-	7	4	Faculty of Agriculture, Osijek
Agronomski fakultet, Zagreb	42	17	25	42	25	-	-	-	-	Faculty of Agriculture, Zagreb
Ekonomski fakultet, Osijek	272	132	140	108	62	-	-	164	78	Faculty of Economics, Osijek
Ekonomski fakultet, Rijeka	32	11	21	-	-	-	-	32	21	Faculty of Economics, Rijeka
Ekonomski fakultet, Split	62	25	37	-	-	-	-	62	37	Faculty of Economics, Split
Ekonomski fakultet, Zagreb	182	95	87	115	61	67	26	-	-	Faculty of Economics, Zagreb
Sveučilišni odjel za ekonomiju i poslovnu ekonomiju Sveučilišta u Dubrovniku	20	4	16	20	16	-	-	-	-	University of Dubrovnik, Department of Economy and Business Economy
Pravni fakultet, Osijek	12	5	7	12	7	-	-	-	-	Faculty of Law, Osijek
Pravni fakultet, Zagreb	129	54	75	129	75	-	-	-	-	Faculty of Law, Zagreb
Fakultet političkih znanosti, Zagreb	64	34	30	64	30	-	-	-	-	Faculty of Political Sciences, Zagreb
Filozofski fakultet, Rijeka	3	-	3	3	3	-	-	-	-	Faculty of Philosophy, Rijeka
Filozofski fakultet, Zagreb	181	40	141	157	118	22	21	2	2	Faculty of Philosophy, Zagreb
Fakultet prirodoslovno-matematičkih znanosti i kineziologije, Split	13	3	10	13	10	-	-	-	-	Faculty of Natural Sciences, Mathematics and Kinesiology, Split
Sveučilišni odjeli Sveučilišta u Zadru	37	15	22	37	22	-	-	-	-	University Departments of the University of Zadar
Edukacijsko-rehabilitacijski fakultet, Zagreb	27	-	27	1	1	-	-	26	26	Faculty of Special Education and Rehabilitation, Zagreb
Katolički bogoslovni fakultet, Zagreb	25	18	7	25	7	-	-	-	-	Catholic Theological Faculty, Zagreb
Filozofski fakultet Družbe Isusove, Zagreb	15	8	7	15	7	-	-	-	-	Faculty of Philosophy of the Society of Jesus, Zagreb
Muzička akademija, Zagreb	26	7	19	8	5	18	14	-	-	Academy of Music, Zagreb

26-17. MAGISTRI ZNANOSTI, MAGISTRI I SPECIJALISTI PODRUČJA NA VISOKIM UČILIŠTIMA PREMA SPOLU (NSKO 5)
MASTERS OF SCIENCE, MASTERS AND SPECIALISTS AT INSTITUTIONS OF HIGHER EDUCATION BY SEX (ISCED 5)

	2002.		2003.		2004.		2005.		2006.		
	ukupno Total	žene Women	ukupno Total	žene Women	ukupno Total	žene Women	ukupno Total	žene Women	ukupno Total	žene Women	
Ukupno	777	385	808	386	760	357	973	473	682	324	Total
Visoka škola za sigurnost, Zagreb ¹⁾	-	-	13	1	19	2	20	2	43	1	School of Professional Higher Education in Safety, Zagreb ¹⁾
Visoka policijska škola, Zagreb	10	2	-	-	-	-	-	-	-	-	Police School of Professional Higher Education, Zagreb
Međunarodna diplomatska škola za poslovno upravljanje, Zagreb	-	-	-	-	-	-	12	6	10	8	International Graduate Business School, Zagreb
Visoko evanđeosko teološko učilište, Osijek	-	-	3	-	6	-	6	2	7	2	Evangelical Theological Seminary, Osijek
Visoka škola za glazbenu umjetnost, Lovran	2	1	6	3	-	-	-	-	-	-	School of Professional Higher Education in Music, Lovran
Prirodoslovno-matematički fakultet – Matematički odjel, Zagreb	6	5	14	9	15	6	16	10	11	8	Faculty of Science, Department of Mathematics, Zagreb
Prirodoslovno-matematički fakultet, Zagreb	80	51	87	52	83	56	68	45	51	35	Faculty of Science, Zagreb
Sveučilišni interdisciplinarni studij Sveučilišta u Osijeku i Instituta "Ruđer Bošković", Zagreb	-	-	-	-	-	-	1	1	2	1	Interdisciplinary Study of the University of Osijek and the Ruđer Bošković Institute, Zagreb
Arhitektonski fakultet, Zagreb	7	4	6	6	3	2	1	1	-	-	Faculty of Architecture, Zagreb
Građevinski fakultet, Osijek	-	-	-	-	-	-	2	2	-	-	Faculty of Civil Engineering, Osijek
Građevinski fakultet, Rijeka	-	-	-	-	-	-	2	1	1	1	Faculty of Civil Engineering, Rijeka
Građevinski fakultet, Zagreb	11	6	8	3	7	6	17	5	8	2	Faculty of Civil Engineering, Zagreb
Građevinsko-arhitektonski fakultet, Split ²⁾	-	-	-	-	3	2	-	-	5	3	Faculty of Civil Engineering and Architecture, Split ²⁾
Geodetski fakultet, Zagreb	6	3	7	2	2	-	6	2	2	-	Faculty of Geodesy, Zagreb
Grafički fakultet, Zagreb	-	-	1	-	5	2	4	3	1	-	Faculty of Graphic Arts, Zagreb
Strojarski fakultet, Slavonski Brod	5	2	2	2	1	1	1	-	1	-	Faculty of Mechanical Engineering, Slavonski Brod
Fakultet strojarstva i brodogradnje, Zagreb	24	4	17	2	6	-	5	3	4	-	Faculty of Mechanical Engineering and Naval Architecture, Zagreb
Tehnički fakultet, Rijeka	4	-	2	1	5	-	3	1	4	-	Faculty of Engineering, Rijeka
Fakultet elektrotehnike, strojarstva i brodogradnje, Split	5	1	4	2	8	2	8	-	7	1	Faculty of Electrical Engineering, Mechanical Engineering and Naval Architecture, Split
Elektrotehnički fakultet, Osijek	-	-	-	-	1	-	2	-	2	-	Faculty of Electrical Engineering, Osijek
Fakultet elektrotehnike i računarstva, Zagreb	53	10	53	7	75	15	67	10	34	5	Faculty of Electrical Engineering and Computing, Zagreb
Fakultet prometnih znanosti, Zagreb	10	4	31	6	27	8	15	2	37	4	Faculty of Transport and Traffic Engineering, Zagreb
Rudarsko-geološko-naftni fakultet, Zagreb	6	1	4	2	1	1	2	2	2	2	Faculty of Mining, Geology and Petroleum Engineering, Zagreb
Metalurški fakultet, Sisak	-	-	-	-	-	-	2	-	4	4	Faculty of Metallurgy, Sisak
Fakultet kemijskog inženjerstva i tehnologije, Zagreb	7	5	5	4	12	8	11	6	12	7	Faculty of Chemical Engineering and Technology, Zagreb
Kemijsko-tehnološki fakultet, Split	-	-	-	-	1	-	1	1	1	1	Faculty of Chemical Engineering and Technology, Split
Tekstilno-tehnološki fakultet, Zagreb	7	6	-	-	3	3	3	2	2	2	Faculty of Textile Technology, Zagreb
Pomorski fakultet, Rijeka	2	-	1	-	4	1	7	-	5	1	Faculty of Maritime Studies, Rijeka
Pomorski fakultet, Split	-	-	-	-	-	-	-	-	3	-	Faculty of Maritime Studies, Split
Medicinski fakultet, Osijek	-	-	-	-	1	1	5	3	-	-	Faculty of Medicine, Osijek
Medicinski fakultet, Rijeka	17	9	14	7	23	12	18	11	12	8	Faculty of Medicine, Rijeka
Medicinski fakultet, Split	-	-	2	1	5	1	11	4	2	2	Faculty of Medicine, Split
Medicinski fakultet, Zagreb	101	58	110	53	48	19	74	41	53	32	Faculty of Medicine, Zagreb
Stomatološki fakultet, Zagreb	26	21	25	18	25	11	30	18	19	15	Faculty of Dental Medicine, Zagreb
Farmaceutsko-biokemijski fakultet, Zagreb	10	8	9	8	7	6	3	3	-	-	Faculty of Pharmacy and Biochemistry, Zagreb
Veterinarski fakultet, Zagreb	19	7	31	12	13	5	12	4	9	3	Faculty of Veterinary Medicine, Zagreb
Prehrambeno-tehnološki fakultet, Osijek	-	-	1	1	-	-	1	1	1	1	Faculty of Food Technology, Osijek
Prehrambeno-biotehnološki fakultet, Zagreb	5	5	10	8	11	7	9	6	18	14	Faculty of Food Technology and Biotechnology, Zagreb
Pojoprivredni fakultet, Osijek	3	1	2	1	6	2	8	2	2	-	Faculty of Agriculture, Osijek
Agronomski fakultet, Zagreb	20	10	16	5	19	5	25	8	7	4	Faculty of Agriculture, Zagreb
Šumarski fakultet, Zagreb	18	4	25	7	12	4	9	1	8	2	Faculty of Forestry, Zagreb
Ekonomski fakultet, Osijek	15	8	13	8	20	7	40	22	22	11	Faculty of Economics, Osijek
Ekonomski fakultet, Rijeka	10	7	11	5	11	8	14	8	13	7	Faculty of Economics, Rijeka
Ekonomski fakultet, Split	8	1	12	4	15	6	26	5	20	7	Faculty of Economics, Split
Ekonomski fakultet, Zagreb	90	42	99	45	86	50	153	80	101	52	Faculty of Economics, Zagreb

1) Do 2005. Visoka škola za sigurnost na radu, Zagreb.
2) Do 2003. Građevinski fakultet, Split.

1) School of Professional Higher Education in Work Safety, Zagreb until 2005.
2) Faculty of Civil Engineering until 2003.

26-17. MAGISTRI ZNANOSTI, MAGISTRI I SPECIJALISTI PODRUČJA NA VISOKIM UČILIŠTIMA PREMA SPOLU (NSKO 5)
MASTERS OF SCIENCE, MASTERS AND SPECIALISTS AT INSTITUTIONS OF HIGHER EDUCATION BY SEX (ISCED 5)
(nastavak)
(continued)

	2002.		2003.		2004.		2005.		2006.		
	ukupno Total	žene Women	ukupno Total	žene Women	ukupno Total	žene Women	ukupno Total	žene Women	ukupno Total	žene Women	
Sveučilišni odjel za ekonomiju i poslovnu ekonomiju Sveučilišta u Dubrovniku ³⁾	2	2	2	1	-	-	4	3	-	-	University of Dubrovnik, Department of Economy and Business Economy ³⁾
Fakultet za turistički i hotelski menadžment, Opatija	8	5	12	4	14	5	10	6	16	11	Faculty of Tourism and Hospitality Management, Opatija
Fakultet organizacije i informatike, Varaždin	4	2	4	2	11	1	7	3	12	4	Faculty of Organisation and Informatics, Varaždin
Pravni fakultet, Osijek	2	1	3	-	3	2	-	-	3	-	Faculty of Law, Osijek
Pravni fakultet, Rijeka	-	-	1	1	8	6	6	4	-	-	Faculty of Law, Rijeka
Pravni fakultet, Split	4	2	1	-	1	1	4	2	2	2	Faculty of Law, Split
Pravni fakultet, Zagreb	22	8	19	13	21	14	28	19	22	11	Faculty of Law, Zagreb
Fakultet političkih znanosti, Zagreb	16	2	-	-	19	6	33	8	-	-	Faculty of Political Sciences, Zagreb
Filozofski fakultet, Rijeka	2	1	1	1	2	1	1	1	5	3	Faculty of Philosophy, Rijeka
Filozofski fakultet, Zagreb	99	59	85	61	45	33	108	72	36	27	Faculty of Philosophy, Zagreb
Hrvatski studiji, Zagreb	2	-	2	2	1	1	1	-	2	-	Croatian Studies, Zagreb
Fakultet prirodoslovno-matematičkih znanosti i kineziologije, Split ⁴⁾	-	-	-	-	-	-	-	-	2	-	Faculty of Natural Sciences, Mathematics and Kinesiology, Split ⁴⁾
Sveučilišni odjeli Sveučilišta u Zadru ⁵⁾	2	1	6	3	7	4	7	5	7	4	University Departments of the University of Zadar ⁵⁾
Edukacijsko-rehabilitacijski fakultet, Zagreb	10	8	13	10	13	12	13	11	2	1	Faculty of Special Education and Rehabilitation, Zagreb
Kineziološki fakultet, Zagreb	7	4	9	-	10	3	14	5	18	9	Faculty of Kinesiology, Zagreb
Katolički bogoslovni fakultet, Zagreb	1	-	2	1	2	1	1	-	1	-	Catholic Theological Faculty, Zagreb
Filozofski fakultet Družbe Isusove, Zagreb	4	-	2	1	4	1	3	-	1	-	Faculty of Philosophy of the Society of Jesus, Zagreb
Muzička akademija, Zagreb	5	4	2	1	10	7	13	10	7	6	Academy of Music, Zagreb

3) Do 2004. Fakultet za turizam i vanjsku trgovinu, Dubrovnik.

4) Do 2006. Fakultet prirodoslovno-matematičkih znanosti i odgojnih područja, Split.

5) Do 2003. Filozofski fakultet, Zadar.

3) Faculty of Tourism and Foreign Trade, Dubrovnik until 2004.

4) Faculty of Natural Sciences, Mathematics and Education, Split until 2006.

5) Faculty of Philosophy, Zadar, until 2003.

26-18. MAGISTRI ZNANOSTI, MAGISTRI I SPECIJALISTI PODRUČJA PREMA ZNANSTVENIM I UMJETNIČKIM PODRUČJIMA I POLJIMA MAGISTARSKOG ILI SPECIJALISTIČKOG RADA¹⁾ TE SPOLU (NSKO 5)
MASTERS OF SCIENCE, MASTERS AND SPECIALISTS, BY SCIENTIFIC AND ARTISTIC FIELDS OF THEIR MASTER'S AND SPECIALIST THESES¹⁾ AND SEX (ISCED 5)

	2002.		2003.		2004.		2005.		2006.		
	ukupno Total	žene Women	ukupno Total	žene Women	ukupno Total	žene Women	ukupno Total	žene Women	ukupno Total	žene Women	
Ukupno	777	385	808	386	760	357	973	473	682	324	Total
Prirodne znanosti	88	57	104	64	100	65	89	59	72	49	Life sciences
Biologija	45	32	49	34	44	36	52	37	37	27	Biology
Fizika	12	8	6	2	13	6	5	2	4	2	Physics
Geoznanost	11	4	13	5	14	8	5	2	13	7	Geological science
Kemija	15	9	23	15	14	9	11	8	7	5	Chemistry
Matematika	5	4	13	8	15	6	16	10	11	8	Mathematics
Tehničke znanosti	143	44	151	35	179	50	174	39	171	29	Engineering
Arhitektura i urbanizam	7	4	6	6	3	2	1	1	-	-	Architecture and town planning
Brodogradnja	6	1	3	1	1	-	1	1	1	-	Naval Architecture
Elektrotehnika	47	8	50	9	57	14	56	7	32	3	Electrical engineering
Geodezija	6	3	9	3	2	-	6	2	2	-	Geodesy
Građevinarstvo	11	6	8	3	10	8	21	8	13	5	Civil engineering
Grafička tehnologija	-	-	1	-	5	2	4	3	1	-	Graphic technology
Kemijsko inženjerstvo	5	3	1	1	9	5	7	3	3	2	Chemical engineering

1) Od 2006. Klasifikacija znanstvenih i umjetničkih područja i polja (NN, br. 76/05).

1) The Classification of Scientific and Artistic Fields (NN, No. 76/05)

26-18. MAGISTRI ZNANOSTI, MAGISTRI I SPECIJALISTI PODRUČJA PREMA ZNANSTVENIM I UMJETNIČKIM PODRUČJIMA I POLJIMA MAGISTARSKOG ILI SPECIJALISTIČKOG RADA¹⁾ TE SPOLU (NSKO 5)
MASTERS OF SCIENCE, MASTERS AND SPECIALISTS, BY SCIENTIFIC AND ARTISTIC FIELDS OF THEIR MASTER'S AND SPECIALIST THESES¹⁾ AND SEX (ISCED 5)

(nastavak)
(continued)

	2002.		2003.		2004.		2005.		2006.		
	ukupno Total	žene Women	ukupno Total	žene Women	ukupno Total	žene Women	ukupno Total	žene Women	ukupno Total	žene Women	
Metalurgija	-	-	-	-	-	-	2	-	4	4	Metallurgy
Računalstvo	9	3	7	-	21	2	18	3	10	3	Computer science
Rudarstvo, nafta i geološko inženjerstvo	5	1	3	1	1	1	2	2	2	2	Mining, petroleum and geological engineering
Strojarstvo	27	5	18	4	9	1	11	3	6	-	Mechanical engineering
Tehnologija prometa i transport	12	4	32	6	31	9	22	2	45	5	Technology of transport and traffic
Tekstilna tehnologija	7	6	-	-	3	3	3	2	2	2	Textile engineering
Druge temeljne tehničke znanosti	1	-	13	1	27	3	20	2	50	3	Other basic technical sciences
Biomedicina i zdravstvo	174	104	190	98	124	56	154	85	95	60	Biomedicine and health
Temeljne medicinske znanosti	9	6	55	25	20	11	9	8	2	2	Basic medical sciences
Kliničke medicinske znanosti	89	46	59	31	53	21	77	38	42	27	Clinical medicine
Javno zdravstvo i zdravstvena zaštita	16	13	11	4	4	1	14	9	8	6	Public health and health care
Veterinarska medicina	19	7	31	12	13	5	12	4	9	3	Veterinary medicine
Stomatologija	31	24	25	18	25	11	29	18	19	15	Dental medicine
Farmacija	10	8	9	8	7	6	4	3	-	-	Pharmacy
Druge grane kliničke medicine	-	-	-	-	2	1	9	5	15	7	Other branches of clinical medicine
Biotehničke znanosti	47	20	54	22	47	17	52	18	36	21	Biotechnical sciences
Poljoprivreda	24	11	18	6	25	7	33	10	9	4	Agronomy
Šumarstvo	18	4	25	7	12	4	9	1	8	2	Forestry
Biotehnologija	3	3	2	2	-	-	4	3	4	4	Biotechnology
Prehrambena tehnologija	2	2	9	7	10	6	6	4	15	11	Food technology
Društvene znanosti	238	115	225	111	251	135	402	209	258	138	Social sciences
Ekonomija	134	66	149	67	146	76	259	130	183	97	Economics
Pravo	37	12	24	14	33	23	37	24	25	11	Law
Politologija	16	2	-	-	19	6	33	8	-	-	Political science
Informacijske znanosti	12	7	15	11	16	5	17	11	17	9	Informatics
Sociologija	5	2	3	2	3	2	6	3	-	-	Sociology
Psihologija	12	11	10	7	4	4	14	8	5	5	Psychology
Odgojne znanosti (pedagogija i defektologija)	21	14	24	10	29	19	35	24	27	15	Education (pedagogy and special education)
Socijalna geografija i demografija	-	-	-	-	1	-	-	-	-	-	Social geography and demography
Socijalna djelatnost	1	1	-	-	-	-	1	1	1	1	Social work
Humanističke znanosti	87	45	84	56	59	34	102	63	43	21	Humanities
Filozofija	8	1	7	3	7	3	5	2	5	1	Philosophy
Teologija	1	-	5	1	8	1	7	2	9	2	Theology
Filologija	18	14	23	19	13	10	23	19	11	9	Linguistics
Književnost ²⁾	17	10	21	18	7	7	13	9	-	-	Literature ²⁾
Povijest	14	3	10	4	4	2	26	10	17	8	History
Povijest umjetnosti	10	5	6	5	2	1	5	2	-	-	History of arts
Znanost o umjetnosti	8	5	8	4	10	7	14	11	-	-	Science of arts
Arheologija	7	4	3	2	6	1	3	2	1	1	Archaeology
Etnologija i antropologija	4	3	1	-	2	2	6	6	-	-	Ethnology and anthropology
Umjetničko područje	-	-	-	-	-	-	-	-	7	6	Artistic field
Glazbena umjetnost	-	-	-	-	-	-	-	-	7	6	Music art

2) Od 2006. prema Klasifikaciji znanstvenih i umjetničkih područja i polja (NN, br. 76/05) polje književnost uključeno je u polje filologija.

2) Since 2006 according to The Classification of Scientific and Artistic Fields (NN, No. 76/05) Literature has been included into Linguistics.

26-19. DOKTORANDI – OSOBE U POSTUPKU STJECANJA DOKTORATA ZNANOSTI NA VISOKIM UČILIŠTIMA PREMA ZNANSTVENIM I UMJETNIČKIM PODRUČJIMA DOKTORSKOG STUDIJA/PRIJAVLJENOG DOKTORATA TE SPOLU U AK. G. 2005./2006. (NSKO 6)

CANDIDATES FOR A DOCTORATE – PERSONS IN PROCESS OF OBTAINING DOCTORATE OF SCIENCE, AT INSTITUTIONS OF HIGHER EDUCATION, BY SCIENTIFIC AND ARTISTIC FIELD OF SCIENCE OF DOCTORAL STUDY/ENTERED DOCTORAL DISSERTATION AND BY SEX, 2005/2006 ACADEMIC YEAR (ISCED 6)

	Ukupno Total			Znanstveno i umjetničko područje doktorskog studija/prijavljenog doktorata ¹⁾ Scientific and artistic field of doctoral study/entered doctoral dissertation ¹⁾							
	svega Total	muškarci Men	žene Women	prirodne znanosti Life sciences	tehničke znanosti Engineering	biomedicina i zdravlje Biomedicine and health	biotehničke znanosti Biotechnical sciences	društvene znanosti Social sciences	humanističke znanosti Humanities	inter- disciplinarno područje Inter- disciplinary	
Ukupno	1 316	701	615	272	314	256	84	121	260	9	Total
Upisao doktorski studij	1 170	630	540	223	294	234	67	89	254	9	Enrolled on doctoral study
Prijavio doktorat	146	71	75	49	20	22	17	32	6	-	Entered doctoral dissertation
Prirodoslovno-matematički fakultet – Matematički odjel, Zagreb	51	28	23	51	-	-	-	-	-	-	Faculty of Science, Department of Mathematics, Zagreb
Prirodoslovno-matematički fakultet, Zagreb	220	93	127	220	-	-	-	-	-	-	Faculty of Science, Zagreb
Građevinski fakultet, Osijek	24	18	6	-	24	-	-	-	-	-	Faculty of Civil Engineering, Zagreb
Građevinski fakultet, Rijeka	11	8	3	-	11	-	-	-	-	-	Faculty of Civil Engineering, Rijeka
Građevinsko-arhitektonski fakultet, Split	6	2	4	-	6	-	-	-	-	-	Faculty of Civil Engineering and Architecture, Split
Grafički fakultet, Zagreb	8	3	5	-	8	-	-	-	-	-	Faculty of Graphic Arts, Zagreb
Strojarski fakultet, Slavonski Brod	12	9	3	-	12	-	-	-	-	-	Faculty of Mechanical Engineering, Slavonski Brod
Fakultet strojarstva i brodogradnje, Zagreb	51	44	7	-	51	-	-	-	-	-	Faculty of Mechanical Engineering and Naval Architecture, Zagreb
Tehnički fakultet, Rijeka	14	14	-	-	14	-	-	-	-	-	Faculty of Engineering, Rijeka
Fakultet elektrotehnike strojarstva i brodogradnje, Split	38	32	6	-	38	-	-	-	-	-	Mechanical Engineering and Naval Architecture, Split
Fakultet elektrotehnike i računarstva, Zagreb	135	112	23	-	135	-	-	-	-	-	Faculty of Electrical Engineering and Computing, Zagreb
Fakultet prometnih znanosti, Zagreb	9	8	1	-	9	-	-	-	-	-	Faculty of Transport and Traffic Engineering, Zagreb
Fakultet kemijskog inženjerstva i tehnologije, Zagreb	9	5	4	-	-	-	-	-	-	9	Faculty of Chemical Engineering and Technology, Zagreb
Pomorski fakultet, Rijeka	6	4	2	-	6	-	-	-	-	-	Faculty of Maritime Studies, Rijeka
Medicinski fakultet, Osijek	147	78	69	-	-	147	-	-	-	-	Faculty of Medicine, Osijek
Medicinski fakultet, Split	54	27	27	-	-	54	-	-	-	-	Faculty of Medicine, Split
Stomatološki fakultet, Zagreb	11	7	4	-	-	11	-	-	-	-	Faculty of Dental Medicine, Zagreb
Veterinarski fakultet, Zagreb	44	25	19	-	-	44	-	-	-	-	Faculty of Veterinary Medicine, Zagreb
Prehrambeno-tehnološki fakultet, Osijek	29	8	21	-	-	-	29	-	-	-	Faculty of Food Technology, Osijek
Prehrambeno-biotehnološki fakultet, Zagreb	14	3	11	-	-	-	14	-	-	-	Faculty of Food Technology and Biotechnology, Zagreb
Poljoprivredni fakultet, Osijek	35	26	9	-	-	-	35	-	-	-	Faculty of Agriculture, Osijek
Agronomski fakultet, Zagreb	6	4	2	-	-	-	6	-	-	-	Faculty of Agriculture, Zagreb
Ekonomski fakultet, Osijek	10	3	7	-	-	-	-	10	-	-	Faculty of Economics, Osijek
Ekonomski fakultet, Split	21	9	12	-	-	-	-	21	-	-	Faculty of Economics, Split
Ekonomski fakultet, Zagreb	16	10	6	-	-	-	-	16	-	-	Faculty of Economics, Zagreb
Fakultet ekonomije i turizma, Pula	2	1	1	-	-	-	-	2	-	-	Faculty of Economics and Tourism, Pula
Pravni fakultet, Rijeka	4	1	3	-	-	-	-	4	-	-	Faculty of Law, Osijek
Pravni fakultet, Zagreb	12	5	7	-	-	-	-	12	-	-	Faculty of Law, Zagreb
Filozofski fakultet, Zagreb	226	67	159	-	-	-	-	27	199	-	Faculty of Philosophy, Zagreb
Hrvatski studiji, Zagreb	23	5	18	-	-	-	-	-	23	-	Croatian Studies, Zagreb
Sveučilišni odjeli Sveučilišta u Zadru	32	20	12	1	-	-	-	3	28	-	University Departments of the University of Zadar
Edukacijsko-rehabilitacijski fakultet, Zagreb	4	1	3	-	-	-	-	4	-	-	Faculty of Special Education and Rehabilitation, Zagreb
Kineziološki fakultet, Zagreb	22	12	10	-	-	-	-	22	-	-	Faculty of Kinesiology, Zagreb
Katolički bogoslovni fakultet, Zagreb	10	9	1	-	-	-	-	-	10	-	Catholic Theological Faculty, Zagreb

1) Od 2006. Klasifikacija znanstvenih i umjetničkih područja i polja (NN, br. 76/05).

1) Since 2006 the Classification of Scientific and Artistic Fields (NN, No.76/05).

26-20. DOKTORI ZNANOSTI NA VISOKIM UČILIŠTIMA PREMA SPOLU (NSKO 6)
DOCTORS OF SCIENCE, AT INSTITUTIONS OF HIGHER EDUCATION BY SEX (ISCED 6)

	2002.		2003.		2004.		2005.		2006.		
	ukupno Total	žene Women	ukupno Total	žene Women	ukupno Total	žene Women	ukupno Total	žene Women	ukupno Total	žene Women	
Ukupno	314	151	321	125	357	150	385	174	439	213	Total
Prirodoslovno-matematički fakultet – Matematički odjel, Zagreb	3	3	2	1	12	4	7	5	9	5	Faculty of Science, Department of Mathematics, Zagreb
Prirodoslovno-matematički fakultet, Zagreb	52	34	61	26	46	24	68	48	71	41	Faculty of Science, Zagreb
Arhitektonski fakultet, Zagreb	7	3	5	1	-	-	1	1	1	1	Faculty of Architecture, Zagreb
Građevinski fakultet, Osijek	-	-	-	-	3	2	2	-	-	-	Faculty of Civil Engineering, Osijek
Građevinski fakultet, Zagreb	6	3	3	-	9	4	10	4	2	1	Faculty of Civil Engineering, Zagreb
Građevinsko-arhitektonski fakultet, Split ¹⁾	-	-	2	1	3	-	2	-	3	2	Faculty of Civil Engineering and Architecture, Split ¹⁾
Geodetski fakultet, Zagreb	2	-	-	-	-	-	-	-	3	2	Faculty of Geodesy, Zagreb
Grafički fakultet, Zagreb	-	-	2	1	1	1	1	1	1	-	Faculty of Graphic Arts, Zagreb
Strojarski fakultet, Slavonski Brod	-	-	4	-	-	-	2	1	1	-	Faculty of Mechanical Engineering, Slavonski Brod
Fakultet strojarstva i brodogradnje, Zagreb	15	2	3	-	12	3	10	-	10	1	Faculty of Mechanical Engineering and Naval Architecture, Zagreb
Tehnički fakultet, Rijeka	2	1	3	-	2	-	3	-	5	-	Faculty of Engineering, Rijeka
Fakultet elektrotehnike, strojarstva i brodogradnje, Split	4	-	1	-	3	-	4	1	3	1	Faculty of Electrical Engineering, Mechanical Engineering and Naval Architecture, Split
Elektrotehnički fakultet, Osijek	-	-	-	-	-	-	-	-	1	-	Faculty of Electrical Engineering, Osijek
Fakultet elektrotehnike i računarstva, Zagreb	17	3	14	2	36	3	26	4	14	3	Faculty of Electrical Engineering and Computing, Zagreb
Fakultet prometnih znanosti, Zagreb	1	-	11	-	10	2	5	-	4	-	Faculty of Transport and Traffic Engineering, Zagreb
Rudarsko-geološko-naftni fakultet, Zagreb	5	-	3	-	3	-	4	1	1	-	Faculty of Mining, Geology and Petroleum Engineering, Zagreb
Fakultet kemijskog inženjerstva i tehnologije, Zagreb	5	2	8	2	10	5	9	7	10	9	Faculty of Chemical Engineering and Technology, Zagreb
Kemijsko-tehnološki fakultet, Split	1	-	2	2	2	-	1	1	1	1	Faculty of Chemical Engineering and Technology, Split
Tekstilno-tehnološki fakultet, Zagreb	-	-	-	-	2	1	-	-	3	3	Faculty of Textile Technology, Zagreb
Pomorski fakultet, Rijeka	2	-	2	-	1	1	2	1	4	-	Faculty of Maritime Studies, Rijeka
Medicinski fakultet, Osijek	-	-	1	1	4	-	12	2	10	5	Faculty of Medicine, Osijek
Medicinski fakultet, Rijeka	16	11	12	8	13	5	17	8	18	6	Faculty of Medicine, Rijeka
Medicinski fakultet, Split	-	-	3	2	1	-	7	2	7	3	Faculty of Medicine, Split
Medicinski fakultet, Zagreb	53	22	41	19	41	20	33	18	38	17	Faculty of Medicine, Zagreb
Stomatološki fakultet, Zagreb	9	4	14	3	15	6	5	1	4	1	Faculty of Dental Medicine, Zagreb
Farmaceutsko-biokemijski fakultet, Zagreb	6	6	8	6	6	5	4	3	7	5	Faculty of Pharmacy and Biochemistry, Zagreb
Veterinarski fakultet, Zagreb	4	4	11	7	12	8	10	2	22	12	Faculty of Veterinary Medicine, Zagreb
Prehrambeno-tehnološki fakultet, Osijek	-	-	2	-	1	-	2	2	2	-	Faculties of Food Technology, Osijek
Prehrambeno-biotehnološki fakultet, Zagreb	1	1	9	4	4	3	10	8	10	8	Faculties of Food Technology and Biotechnology, Zagreb
Poljoprivredni fakultet, Osijek	2	1	4	3	5	2	5	2	5	2	Faculty of Agriculture, Osijek
Agromonski fakultet, Zagreb	12	7	7	2	12	7	11	5	12	6	Faculty of Agriculture, Zagreb
Šumarski fakultet, Zagreb	7	2	4	-	2	1	9	-	10	1	Faculty of Forestry, Zagreb
Ekonomski fakultet, Osijek	3	2	-	-	2	-	4	2	6	3	Faculty of Economics, Osijek
Ekonomski fakultet, Rijeka	1	1	1	-	-	-	1	1	3	1	Faculty of Economics, Rijeka
Ekonomski fakultet, Split	4	1	1	-	1	1	3	1	1	-	Faculty of Economics, Split
Ekonomski fakultet, Zagreb	14	10	8	8	6	4	12	8	19	13	Faculty of Economics, Zagreb
Fakultet ekonomije i turizma, Pula	-	-	-	-	-	-	1	-	2	1	Faculty of Economics and Tourism, Pula
Fakultet za turistički i hotelski menadžment, Opatija	1	-	5	2	-	-	-	-	1	1	Faculty of Tourism and Hospitality Management, Opatija
Fakultet organizacije i informatike, Varaždin	2	1	3	-	2	-	3	-	1	1	Faculty of Organisation and Informatics, Varaždin
Pravni fakultet, Osijek	4	1	-	-	2	2	2	-	2	1	Faculty of Law, Osijek
Pravni fakultet, Rijeka	-	-	-	-	-	-	-	-	3	2	Faculty of Law, Rijeka
Pravni fakultet, Split	3	-	4	2	1	-	2	1	1	-	Faculty of Law, Split
Pravni fakultet, Zagreb	4	2	5	1	3	1	10	7	9	5	Faculty of Law, Zagreb
Fakultet političkih znanosti, Zagreb	-	-	3	2	4	1	1	-	4	2	Faculty of Political Sciences, Zagreb
Filozofski fakultet, Rijeka	1	1	1	-	3	1	3	2	6	4	Faculty of Philosophy, Rijeka
Filozofski fakultet, Zagreb	32	19	39	18	51	30	46	21	72	37	Faculty of Philosophy, Zagreb
Hrvatski studiji, Zagreb	-	-	-	-	-	-	1	-	-	-	Croatian Studies, Zagreb
Sveučilišni odjeli Sveučilišta u Zadru ²⁾	5	1	2	-	4	1	6	-	7	3	University Department of the University of Zadar ²⁾
Edukacijsko-rehabilitacijski fakultet, Zagreb	2	2	1	-	3	2	1	1	1	1	Faculty of Special Education and Rehabilitation, Zagreb
Kineziološki fakultet, Zagreb	4	-	3	1	1	-	3	1	5	1	Faculty of Kinesiology, Zagreb
Katolički bogoslovni fakultet, Zagreb	1	-	1	-	-	-	-	-	2	-	Catholic Theological Faculty, Zagreb
Filozofski fakultet Družbe Isusove, Zagreb	-	-	2	-	3	-	4	1	2	1	Faculty of Philosophy of the Society of Jesus, Zagreb
Muzička akademija, Zagreb	1	1	-	-	-	-	-	-	-	-	Academy of Music, Zagreb

1) Do 2003. Građevinski fakultet, Split.
2) Do 2003. Filozofski fakultet, Zadar.

1) Faculty of Civil Engineering, Split until 2003.
2) Faculty of Philosophy, Zadar until 2003.

26-21. DOKTORI ZNANOSTI PREMA ZNANSTVENIM I UMJETNIČKIM PODRUČJIMA I POLJIMA DOKTORSKE DISERTACIJE¹⁾ TE SPOLU (NSKO 6)
DOCTORS OF SCIENCE, BY SCIENTIFIC AND ARTISTIC FIELD OF DOCTOR'S DISSERTATION¹⁾ AND SEX (ISCED 6)

	2002.		2003.		2004.		2005.		2006.		
	ukupno Total	žene Women	ukupno Total	žene Women	ukupno Total	žene Women	ukupno Total	žene Women	ukupno Total	žene Women	
Ukupno	314	151	321	125	357	150	385	174	439	213	Total
Prirodne znanosti	58	38	67	28	62	29	83	60	82	48	Life sciences
Biologija	24	19	24	13	14	11	34	26	42	25	Biology
Fizika	12	5	10	3	13	2	11	6	10	4	Physics
Geoznanost	4	1	8	1	5	3	12	7	6	2	Geological science
Kemija	15	10	23	10	18	9	19	16	15	12	Chemistry
Matematika	3	3	2	1	12	4	7	5	9	5	Mathematics
Tehničke znanosti	63	13	59	8	91	19	74	15	65	22	Engineering
Arhitektura i urbanizam	7	3	5	1	-	-	1	1	1	1	Architecture and town planning
Brodogradnja	1	-	1	-	1	-	1	-	2	-	Naval Architecture
Elektrotehnika	14	-	14	2	31	3	24	5	13	2	Electrical engineering
Geodezija	2	-	-	-	-	-	-	-	3	2	Geodesy
Građevinarstvo	7	3	5	1	15	6	14	4	5	3	Civil engineering
Grafička tehnologija	-	-	2	1	1	1	1	1	1	-	Graphic technology
Kemijsko inženjerstvo	3	1	7	3	6	2	3	2	9	8	Chemical engineering
Računalstvo	6	3	-	-	6	-	6	-	3	1	Computer science
Rudarstvo, nafta i geološko inženjerstvo	4	-	2	-	3	-	3	-	1	-	Mining, petroleum and geological engineering
Strojarstvo	14	2	10	-	15	3	14	1	13	2	Mechanical engineering
Tehnologija prometa i transport	3	-	13	-	11	3	7	1	8	-	Technology of transport and traffic
Tekstilna tehnologija	-	-	-	-	2	1	-	-	3	3	Textile engineering
Druge temeljne tehničke znanosti	2	1	-	-	-	-	-	-	3	-	Other basic technical sciences
Biomedicina i zdravstvo	88	47	90	46	94	46	88	36	106	49	Biomedicine and health
Temeljne medicinske znanosti	13	10	14	8	10	4	13	7	10	5	Basic medical sciences
Kliničke medicinske znanosti	50	19	40	19	54	27	51	18	53	21	Clinical medicine
Javno zdravstvo i zdravstvena zaštita	6	4	5	2	4	1	5	4	7	5	Public health and health care
Veterinarska medicina	4	4	12	8	12	8	10	2	22	12	Veterinary medicine
Stomatologija	10	5	11	3	8	1	5	2	7	1	Dental medicine
Farmacija	5	5	8	6	6	5	4	3	7	5	Pharmacy
Biotehničke znanosti	22	11	26	9	24	13	37	17	39	17	Biotechnical sciences
Poljoprivreda	14	8	11	5	16	9	16	7	17	8	Agronomy
Šumarstvo	7	2	4	-	3	1	9	-	7	1	Forestry
Drvena tehnologija	-	-	-	-	-	-	-	-	3	-	Wood technology
Biotehnologija	-	-	4	1	-	-	4	3	4	2	Biotechnology
Prehrambena tehnologija	1	1	7	3	5	3	8	7	8	6	Food technology
Društvene znanosti	54	25	52	24	37	18	48	22	79	43	Social sciences
Ekonomija	23	14	16	10	9	5	22	12	32	19	Economics
Pravo	11	3	8	3	5	2	13	7	15	8	Law
Politologija	-	-	3	2	4	1	1	-	5	3	Political science
Informacijske znanosti	2	1	8	3	6	3	3	-	12	5	Informatics
Sociologija	3	1	7	1	2	2	1	-	3	-	Sociology
Psihologija	5	3	6	4	2	1	1	-	2	2	Psychology
Odgojne znanosti (pedagogija i defektologija)	9	3	4	1	8	3	6	2	10	6	Education (pedagogy and special education)
Socijalna geografija i demografija	1	-	-	-	-	-	-	-	-	-	Social geography and demography
Socijalna djelatnost	-	-	-	-	1	1	1	1	-	-	Social work
Humanističke znanosti	29	17	27	10	49	25	55	24	68	34	Humanities
Filozofija	2	1	4	1	6	-	2	1	4	1	Philosophy
Teologija	1	-	-	-	1	-	-	-	2	-	Theology
Filologija	4	3	6	5	13	8	21	14	38	25	Linguistics
Književnost ²⁾	8	7	5	2	10	7	5	2	-	-	Literature ²⁾
Povijest	5	3	7	1	9	6	16	4	14	3	History
Povijest umjetnosti	4	2	1	-	1	-	3	1	2	1	History of arts
Znanost o umjetnosti	1	1	-	-	-	-	3	-	1	-	Science of arts
Arheologija	4	-	1	1	4	1	4	1	4	1	Archaeology
Etnologija i antropologija	-	-	3	-	5	3	1	1	3	3	Ethnology and anthropology

1) Od 2006. Klasifikacija znanstvenih i umjetničkih područja i polja (NN, br. 76/05.).

2) Od 2006. prema Klasifikaciji znanstvenih i umjetničkih područja i polja (NN, br. 76/05) polje književnost uključeno je u polje filologija.

1) The Classification of Scientific and Artistic Fields (NN, No. 76/05)

2) Since 2006 according to The Classification of Scientific and Artistic Fields (NN, No. 76/05) Literature has been included into Linguistics.

26-22. DJEČJI VRTIĆI I DRUGE PRAVNE OSOBE KOJE OSTVARUJU PROGRAME PREDŠKOLSKOG ODGOJA, DJECA I ZAPOSLENI (NSKO 0)
KINDERGARTENS AND OTHER LEGAL ENTITIES IMPLEMENTING PRE-SCHOOL EDUCATION PROGRAMMES, CHILDREN AND PERSONS
IN EMPLOYMENT (ISCED 0)

	Dječji vrtići i druge pravne osobe Kindergartens and other Legal entities				Djeca Children			Zaposleni Persons in employment		
	ukupno Total	državni State	privatni Private	vjerski Religious	ukupno Total	dječaci Boys	djevojčice Girls	ukupno Total	muškarci Men	žene Women
1997./1998.	980	886	52	42	84 467	44 110	40 357	11 203	432	10 771
1998./1999.	1 003	899	58	46	84 278	44 062	40 216	11 539	456	11 083
1999./2000.	1 034	910	72	52	86 755	45 453	41 302	11 584	478	11 106
2000./2001.	1 036	911	74	51	86 202	45 132	41 070	11 531	465	11 066
2001./2002.	1 051	918	81	52	87 592	46 118	41 474	11 855	451	11 404
2002./2003.	1 067	920	93	54	89 107	46 390	42 717	12 120	451	11 669
2003./2004.	1 067	914	97	56	89 212	46 464	42 748	12 495	464	12 031
2004./2005.	1 190	990	146	54	104 987	54 378	50 609	12 768	470	12 298
2005./2006.	1 205	1 004	150	51	106 111	55 063	51 048	13 137	484	12 653
2006./2007.	1 244	1 030	162	52	109 508	57 209	52 299	13 657	508	13 149

26-23. DJEČJI VRTIĆI I DRUGE PRAVNE OSOBE KOJE OSTVARUJU PROGRAME PREDŠKOLSKOG ODGOJA, POČETAK PEDAGOŠKE GODINE 2006./2007.
KINDERGARTENS AND OTHER LEGAL ENTITIES IMPLEMENTING PRE-SCHOOL EDUCATION PROGRAMMES, BEGINNING OF 2006/2007
SCHOOL YEAR

	Dječji vrtići i druge pravne osobe Kindergartens and other Legal entities	Djeca Children			Djeca koja dnevno borave, sati Children's daily stay, hours			Zaposleni Persons in employment			
		ukupno Total	dječaci Boys	djevojčice Girls	manje od 5 Up to 5	od 5 do 8 5 - 8	8 i dulje 8 and longer	ukupno Total	muškarci Men	žene Women	
Ukupno	1 244	109 508	57 209	52 299	16 936	20 117	72 455	13 657	508	13 149	Total
Državni	1 030	96 979	50 709	46 270	15 270	17 382	64 327	12 216	471	11 745	State
Privatni	162	9 572	4 940	4 632	1 582	2 026	5 964	1 066	33	1 033	Private
Vjerskih zajednica	52	2 957	1 560	1 397	84	709	2 164	375	4	371	Managed by religious communities

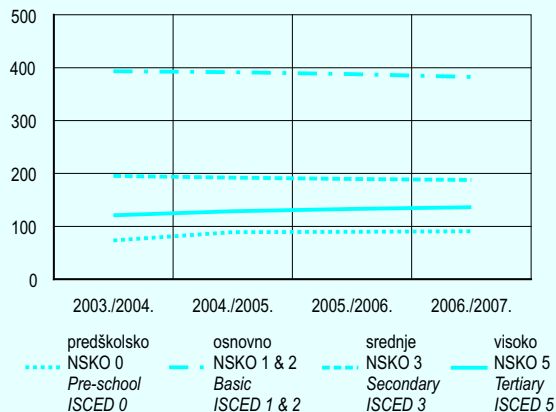
26-24. UČENIČKI I STUDENTSKI DOMOVI
BOARDING HOMES FOR PUPILS AND STUDENTS

		2002./2003.	2003./2004.	2004./2005.	2005./2006.	2006./2007.		
Učenički domovi	ustanove	49	50	49	49	51	Institutions	Pupils' boarding homes
	ukupno korisnici	7 663	7 705	7 572	7 650	7 796	Total users	
	muškarci	4 037	3 957	3 819	3 841	3 992	Men	
	žene	3 626	3 748	3 753	3 809	3 804	Women	
	odgojitelji	320	332	336	322	329	Educators	
Studentski domovi	ustanove	11	12	12	14	11	Institutions	Students' boarding homes
	ukupno korisnici	9 067	9 080	9 195	9 820	9 576	Total users	
	muškarci	3 594	3 488	3 581	3 827	3 782	Men	
	žene	5 473	5 592	5 614	5 993	5 794	Women	

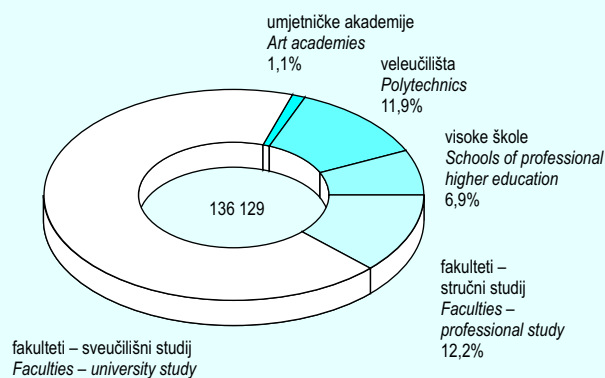
G 26-1. UPISANA DJECA, UČENICI I STUDENTI PREMA RAZINAMA OBRAZOVANJA OD ŠK. G. 2003./2004. DO 2006./2007.

CHILDREN, PUPILS AND STUDENTS ENROLLED, BY LEVEL OF EDUCATION, 2003/2004 – 2006/2007 SCHOOL YEARS

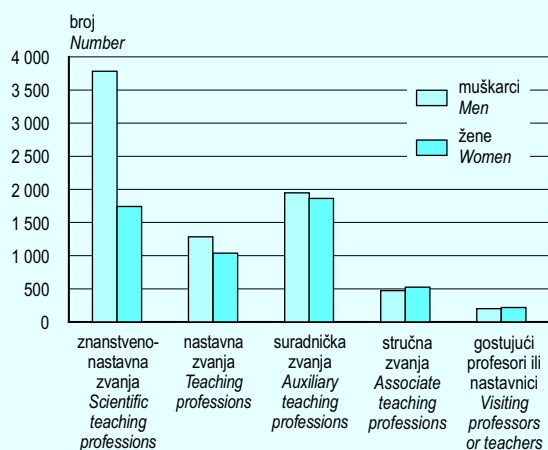
tis.
'000



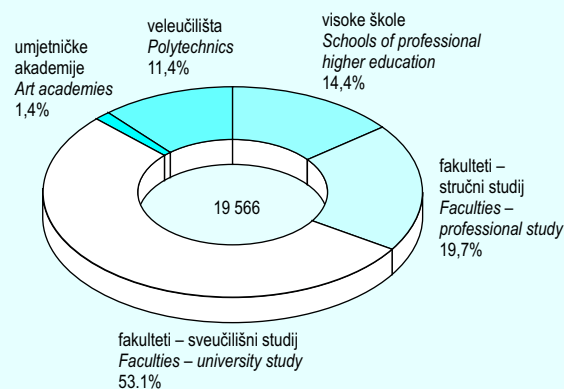
G 26-2. UPISANI STUDENTI NA VISOKIM UČILIŠTIMA U AK. G. 2006./2007.
STUDENTS ENROLLED ON INSTITUTIONS OF HIGHER EDUCATION, 2006/2007 ACADEMIC YEAR



G 26-3. NASTAVNICI I SURADNICI U NASTAVI NA VISOKIM UČILIŠTIMA PREMA SPOLU I ZVANJU U AK. G. 2006./2007.
ACADEMIC STAFF AT INSTITUTIONS OF HIGHER EDUCATION, BY SEX AND PROFESSION, 2006/2007 ACADEMIC YEAR



G 26-4. STUDENTI DODIPLOMSKOG STUDIJA KOJI SU DIPLOMIRALI NA VISOKIM UČILIŠTIMA PREMA VRSTAMA VISOKIH UČILIŠTA U 2006.
UNDERGRADUATED STUDENTS WHO GRADUATED FROM INSTITUTIONS OF HIGHER EDUCATION, BY TYPE OF INSTITUTION, 2006



G 26-5. MAGISTRI ZNANOSTI, MAGISTRI I SPECIJALISTI PODRUČJA TE DOKTORI ZNANOSTI OD 2002. DO 2006.
MASTERS OF SCIENCE, MASTERS AND SPECIALISTS AND DOCTORS OF SCIENCE, 2002 – 2006

broj
Number

