

6. ZAPOSLENOST

METODOLOŠKA OBJAŠNJENJA

Ovo poglavlje obuhvaća podatke o zaposlenima koji se prikupljaju redovitim statističkim istraživanjima i podatke iz Ankete o radnoj snazi koja je u Republici Hrvatskoj prvi put provedena u studenome 1996.

Izvori i metode prikupljanja podataka

Podaci o zaposlenima, iskazani kao godišnji prosjek i sa stanjem 31. ožujka, rezultat su obrade mjesečnih istraživanja o zaposlenima i godišnjeg istraživanja sa stanjem 31. ožujka, a do zaključno 1995. provodilo se dva puta na godinu, sa stanjem 31. ožujka i 30. rujna.

Tim istraživanjima prikupljaju se podaci od pravnih osoba svih oblika vlasništva, tijela državne vlasti te tijela jedinica lokalne i područne (regionalne) samouprave na području Republike Hrvatske.

Podaci se prikupljaju izvještajem koji se u pravnim osobama ispunjava na osnovi evidencija o zaposlenima.

Od 1991. podaci o zaposlenima u obrtu i u djelatnostima slobodnih profesija dobivali su se redovitim tromjesečnim istraživanjem koje se provodilo sa stanjem 31. ožujka, 30. lipnja, 30. rujna i 31. prosinca, a prikupljali su se od područnih službi Hrvatskog zavoda za zdravstveno osiguranje. Od ožujka 1998. ti podaci prate se mjesečno i obrađuju se na osnovi matične evidencije o aktivnim osiguranicima mirovinskog osiguranja.

Obuhvat i usporedivost

Istraživanjem o zaposlenima u pravnim osobama obuhvaćeni su zaposleni koji imaju zasnovan radni odnos bez obzira na vrstu radnog odnosa i duljinu radnog vremena.

U prikupljanju podataka primjenjuje se teritorijalno načelo na razini grada/općine i načelo prema djelatnosti na razini podrazreda NKD-a 2002.

Istraživanjem o zaposlenima u obrtu i u djelatnostima slobodnih profesija obuhvaćeni su vlasnici i zaposlenici prijavljeni službama Hrvatskog zavoda za mirovinsko osiguranje.

Do 1991. ti podaci prikupljeni su polugodišnje i u njih nisu bili uključeni vlasnici obrta, odnosno vlasnici koji obavljaju djelatnosti slobodnih profesija.

Navedenim istraživanjima ne obuhvaćaju se zaposleni u obrani i policiji ni osobe koje svoju aktivnost obavljaju na individualnim poljoprivrednim gospodarstvima. Od 1998. u broj zaposlenih uključeni su procijenjeni podaci o zaposlenima u obrani i policiji. Od 2004. ti podaci uključeni su na osnovi dostavljenih izvještaja od nadležnih ministarstava.

Da bi se što kvalitetnije iskazali podaci o ukupnoj zaposlenosti, uključeni su i podaci o zaposlenim osiguranicima poljoprivrednicima koji obavljaju poljoprivrednu djelatnost kao jedino i glavno zanimanje, a koji su vlasnici, posjednici, zakupci ili koncesionari poljoprivrednog zemljišta. Te podatke prati Hrvatski zavod za mirovinsko osiguranje na osnovi matične evidencije o aktivnim osiguranicima mirovinskog osiguranja. Od 1998. ovi podaci mjesečno se preuzimaju od Hrvatskog zavoda za mirovinsko osiguranje, a od 2007. ti podaci iskazuju se i u Statističkom ljetopisu.

Podaci od 1996. nadalje sadržavaju procjenu broja zaposlenih u pravnim osobama koje imaju manje od 10 zaposlenih, a za koje izvještaji nisu primljeni. Procjena je napravljena prema podacima godišnjih financijskih statističkih izvještaja koje prikuplja i obrađuje Financijska agencija.

U podatke koji prikazuju broj zaposlenih prema stupnju stručnog obrazovanja, vrsti radnog odnosa, vrsti radnog vremena, starosti i satima rada nije uključena procjena broja zaposlenih u pravnim osobama koje imaju manje od 10 zaposlenih za koje izvještaji nisu primljeni, a do 2003. ni broj zaposlenih u policiji i obrani jer se obrada prema navedenim obilježjima vrši samo na osnovi dostavljenih izvještaja. Iznimka u tom pristupu odnosi se na podatke o broju zaposlenih prema oblicima vlasništva u koje su ti podaci uključeni. Procjena broja zaposlenih u pravnim osobama koje imaju manje od 10 zaposlenih svrstana je u privatno vlasništvo, a zaposleni u policiji i obrani svrstani su u državno vlasništvo do 2003. Od 2004. zaposleni u policiji i obrani uključeni su u obradu na osnovi dostavljenih izvještaja od Ministarstva unutarnjih poslova i Ministarstva obrane.

EMPLOYMENT

NOTES ON METHODOLOGY

This chapter contains data on persons in employment collected through regular statistical reports and those from the Labour Force Survey that was for the first time carried out in the Republic of Croatia in November 1996.

Sources and methods of data collection

Data on persons in employment, expressed as an annual average and with the situation as on 31 March, have been collected in monthly surveys on persons in employment and an annual survey with the situation as on 31 March. Until the end of 1995, this survey was carried out twice a year, with the situation as on 31 March and 30 September.

The survey collects data from legal entities regardless of ownership, government bodies as well as bodies of local and regional self-government units on the territory of the Republic of Croatia.

Data are collected on reports filled in by legal entities according to records of persons in employment.

Beginning with 1991, data on persons in employment in crafts and trades and free lances were collected by regular quarterly surveys submitted by the Health Insurance Institute branch offices with the situation as on 31 March, 30 June, 30 September and 31 December. Since March 1998, these data have been collected monthly and carried out on the basis of the Register of Active Beneficiaries of the Pension Insurance.

Coverage and comparability

Data on persons in paid employment in legal entities include those in permanent employment, irrespective of a kind of employment and a number of working hours.

Data are collected according to the territorial principle at the town/municipality level and the kind-of-activity principle at the level of the NKD 2002. subclasses.

Data on persons in employment in crafts and trades and free lances cover owners and employees registered with the Croatian Institute for Pension Insurance branch offices.

Until 1991, the data were collected in a half-year dynamics, excluding owners in crafts and trades and free lances.

The above-mentioned surveys do not include persons in employment in the defence and police, nor persons performing their activity at private farms. Since 1998, the number of persons in paid employment has contained estimated data on persons in employment in the defence and police, while, since 2004, these data have been included on the basis of reports submitted by competent ministries.

In order to present quality data on the total employment, data on insured private farmers performing agricultural activity as the sole occupation as landowners, tenure holders or concession holders of agricultural land are also included. The said data are kept by the Croatian Institute for Pension Insurance based on the Register of Active Beneficiaries of the Pension Insurance. Since 1998, these data have been taken over from the Croatian Institute for Pension Insurance every month and, since 2007, they have been presented in the Statistical Yearbook.

Since 1996, data have contained the estimate of the number of persons in employment in legal entities employing up to 10 persons for whom reports were not submitted. The estimate was done on the basis of statistical financial reports collected and processed by the Financial Agency.

Data on the number of persons in employment by level of professional attainment, kind of employment, age and working hours do not include the estimate of the number of persons in employment in legal entities employing up to 10 persons for which reports were not submitted. Until 2003, this was also true for the number of persons in employment in the defence and police, since the processing according to the above-mentioned characteristics is done only on the basis of the submitted reports. The exception to this approach refers to data on the number of persons in employment by type of ownership that includes these data. Up to 2003, the estimate of the number of persons in employment in legal entities with less than 10 persons in paid employment was assigned to private ownership and persons in employment in the police and defence to state ownership. Since 2004, the number on persons in employment in the defence and police has been included in the processing on the basis of reports submitted by the Ministry of the Interior and the Ministry of Defence.

Definicije

Zaposleni su sve osobe koje su zasnovale radni odnos s poslodavcem, na određeno ili neodređeno vrijeme, neovisno o duljini radnog vremena i vlasništvu pravne osobe. U zaposlene su uključeni pripravnici (vježbenici), osobe na porodnom dopustu i bolovanju te osobe koje su iz bilo kojeg razloga odsutne s posla do prekida radnog odnosa. Zaposlenima pripadaju i osobe koje rade u vlastitome trgovačkom društvu, poduzeću, obrtu ili slobodnoj profesiji.

Stupanj stručnog obrazovanja podrazumijeva najvišu obrazovnu razinu koju je zaposleni stekao završavanjem odgovarajuće škole, završavanjem tečaja ili polaganjem ispita kojima se dobiva obrazovni stupanj ili provjeravanjem stručnosti u poslovnom subjektu. Za svaki stupanj stručnog obrazovanja osoba posjeduje odgovarajući službeni dokument (diplomu, svjedodžbu, rješenje ili uvjerenje).

Puno radno vrijeme jest 40 sati na tjedan ako zakonom, kolektivnim ugovorom ili ugovorom o radu nije drugačije određeno.

Nepuno radno vrijeme postoji u slučajevima kada je opseg poslova takav da ne zahtijeva puno radno vrijeme.

Skraćeno radno vrijeme odnosi se na poslove na kojima, uz primjenu mjera zaštite na radu, nije moguće zaštititi zaposlenika od štetnih utjecaja.

Izvršeni sati rada uključuju efektivne sate rada, sate čekanja, zastoja i prekida u radu za koje nisu odgovorni zaposleni.

Neizvršeni sati rada plaćeni u pravnoj osobi uključuju sate godišnjeg odmora, sate odmora za blagdane i neradne dane određene zakonom, za stručno obrazovanje, sate bolovanja koje plaća pravna osoba, plaćeni dopust i ostale sate odsutnosti uz naknadu plaće.

Neizvršeni sati rada plaćeni izvan pravne osobe uključuju sate bolovanja dužega od 42 dana, sate za vrijeme porodnog dopusta, sate skraćenoga radnog vremena roditelja i sl.

Neplaćeni sati rada uključuju neplaćeni dopust i druge neizvršene sate rada za koje se ne prima naknada plaće.

Godišnji prosjek broja zaposlenih izračunava se aritmetičkom sredinom iz podataka dvaju polugodišnjih stanja za podatke do zaključno 1995., a od 1996. nadalje na osnovi podataka mjesečnih stanja za određenu godinu, korigiranih podacima punog obuhvata sa stanjem 31. ožujka.

Vlasnik obrta ili djelatnosti slobodne profesije jest osoba koja je vlastitim sredstvima osnovala obrtničku radnju ili slobodnu profesiju u kojoj u svoje ime i za svoj račun sama ili uz pomoć zaposlenika obavlja djelatnost.

Zaposlenik u obrtu ili u slobodnoj profesiji jest osoba koja ima ugovor o radu s poslodavcem na neodređeno ili određeno vrijeme.

Zaposleni osiguranici poljoprivrednici su osobe koje obavljaju poljoprivrednu djelatnost kao jedino i glavno zanimanje, a ujedno su vlasnici, posjednici, zakupci ili koncesionari poljoprivrednog zemljišta.

ANKETA O RADNOJ SNAZI

Izvori i metode prikupljanja podataka

Anketa o radnoj snazi je najopsežnija anketa o obilježjima tržišta rada provedena na uzorku kućanstava u Hrvatskoj. Njezin cilj je prikupiti podatke o stanju i promjenama na tržištu rada Hrvatske, tj. o veličini, strukturi i obilježjima aktivnog i neaktivnog stanovništva.

Anketa se provodi u skladu s metodološkim pravilima i načelima Međunarodne organizacije rada (MOR), donesenima na 13. konferenciji statističara rada i Europskoga statističkog ureda (Eurostata) koji je metodološki uskladio anketu Europske unije. Primjena te metodološke podloge preduvjet je za dobivanje međunarodno usporedivih podataka iz područja tržišta rada koji omogućuju usporedbu Hrvatske s drugim zemljama.

Definitions

Persons in employment are persons in paid employment, which includes persons who have signed a work contract with the employer for a fixed or unspecified period of time, irrespective of type of ownership and of whether they work full time or less than full time. Included in persons in paid employment are trainees, persons on maternity leave, on sick leave or absent from work for other reasons, until cessation of employment. Also counted as persons in employment are self-employed persons in own trade company, enterprise, craft or free lances.

Professional attainment is the highest level of education acquired by a person upon completing an appropriate school or course, sitting for exams or receiving recognition based on proving professional attainment in a business entity. The level acquired can be proved by the appropriate official document (diploma, certificate, degree).

Full-time work lasts 40 hours a week, if not proscribed otherwise by law, collective agreement or work contract.

Part-time work is practiced in the case when the quantity of work is such that it does not need full working time to be completed.

Short time work is practiced in the case when the nature of work is such that the employee cannot be protected from harmful effects by safety measures at work.

Hours actually worked include effective hours of work, hours of waiting, stoppage or interruption at work for which employees are not responsible.

Hours not actually worked which are paid in a legal entity include hours of vacation, holidays and days off prescribed by law, professional education, sick leave covered by a legal entity, paid leave and other absent hours paid.

Hours not actually worked which are paid out of a legal entity include sick leave of 42 days and longer, maternity leave, hours of parent short time work, etc.

Non-paid hours include non-paid leave and other hours not actually worked for which no pay is received.

Annual average of persons in paid employment is calculated as an arithmetic mean of the two half-year data by the end of the year 1995 conclusively, while from 1996 it has been calculated based on the monthly data for that particular year and corrected by the data of full coverage with the situation as on 31 March.

Owners of craft and trade or freelance shops are persons who established, with their own means, a shop or a free lance where they, in their own name and on their account, perform an activity, alone or with employees.

Employees in crafts and trades and free lances are persons who have signed a work contract with an employer for a fixed or specified period of time.

Insured private farmers are employed persons performing agricultural activity as the sole occupation as landowners, tenure holders or concession holders of agricultural land.

THE LABOUR FORCE SURVEY

Sources and methods of data collection

The Labour Force Survey is the most comprehensive survey on labour market characteristics based on the household sample in Croatia. It is aimed at collecting data on the situation and changes on the Croatian labour market, that is, data on size, structure and characteristics of active and inactive population.

The Survey is carried out in compliance with methodological rules and guidelines of the International Labour Organisation (ILO), adopted at the 13th Conference of Labour Statisticians and European Statistical Office (EUROSTAT), which enables methodological comparability of surveys in EU countries. The application of this methodological foundation is a prerequisite for obtaining internationally comparable data in the area of labour statistics, which enables the comparison of Croatia with other countries.

Podaci se prikupljaju anketiranjem privatnih kućanstava na izabranim adresama. Prosječno anketni intervju traje dvadeset minuta. U skladu sa Zakonom o službenoj statistici (NN, br. 103/03. i br. 75/09.), zajamčena je tajnost svih podataka koje ispitanici daju o sebi i o članovima svoga kućanstva. Prikupljeni podaci upotrebljavaju se isključivo u statističke svrhe.

Rezultati Ankete o radnoj snazi koriste se za potrebe praćenja, mjerenja i ocjenjivanja gospodarskih i društvenih trendova u Hrvatskoj, a omogućuju i primjenu modernih metoda analize s područja ekonomije, sociologije, psihologije i drugih područja te su osnova za donošenje programa politike zapošljavanja.

Anketa o radnoj snazi prvi put u Hrvatskoj provedena je u studenome 1996. kao godišnje istraživanje. Na isti način provedena je u lipnju 1997., a u skladu s potrebama za učestalijim podacima i prema iskustvima europskih zemalja te preporukama međunarodnih institucija od 1998. do 2006. provodi se anketiranjem dijela kućanstava svakog mjeseca, a rezultati se obrađuju i objavljuju u polugodišnjoj dinamici. Tijekom 2006. Državni zavod za statistiku je osigurao preduvjete za unapređenje Ankete o radnoj snazi u metodološkom i provedbenom smislu s ciljem dobivanja preciznijih rezultata i potpunog usklađivanja s pravnom stečevinom Zajednice. Stoga se od 2007. Anketa provodi kontinuirano, odnosno kućanstva se anketiraju neprekidno tijekom cijele godine, što znači da je svaki tjedan referentni i anketni, odnosno provedbeni. Prikupljeni podaci kontinuirano se dostavljaju Državnom zavodu za statistiku koji obrađuje i objavljuje rezultate u tromjesečnoj dinamici od početka 2007.

U skladu s opisanom dinamikom provedbe i obrade, rezultati Ankete o radnoj snazi koje objavljuje Statistički ljetopis, izračunani su kao prosjek dvaju polugodišta za 2006., odnosno kao prosjek četiriju tromjesečja za 2007. i 2008.

Temeljna načela i definicije

Anketa o radnoj snazi mjeri ekonomsku aktivnost stanovništva u kratkom razdoblju promatranja od tjedan dana. Referentni tjedan za anketu koja se u Hrvatskoj provodi od početka 2007. je svaki tjedan tijekom cijele godine.

Kućanstvo je mala ekonomska zajednica koja nije uvijek, iako najčešće to jest, zajednica srodnika koji žive skupa i dijele troškove života (stanovanje, hrana i drugo).

Radno sposobno stanovništvo čine osobe starije od navršenih 15 godina.

Zaposleni su osobe koje su u referentnom tjednu obavljale bilo kakav posao za novac ili plaćanje u naturi. To su svi zaposlenici, samozaposlene osobe i članovi obitelji koji pomažu u poslovnom subjektu u vlasništvu člana obitelji (trgovačko društvo, poduzeće, obrt, slobodno zanimanje, poljoprivredno gospodarstvo) ili nekome drugom obliku obiteljske privredivačke djelatnosti i osobe koje su radile za naknadu po ugovoru, za neposredno plaćanje u novcu ili naturi. Anketom se, dakle, obuhvaćaju sve osobe koje su u referentnom tjednu radile bez obzira na njihov formalni status i bez obzira na način plaćanja za obavljani rad. Stoga zaposleni u Anketi o radnoj snazi može biti umirovljenik, student, kućanica.

Zaposlenima pripadaju i svi zaposlenici ili samozaposlene osobe koje su u referentnom tjednu bile trenutačno odsutne s posla, a vratit će se na rad kod istog poslodavca ili na istu aktivnost nakon što prestane razlog za odsutnost.

Zaposlenici su osobe koje rade za poslodavca u državnom ili privatnom sektoru i za svoj rad primaju naknadu u novcu ili naturi.

Samozaposleni su poslodavci koji upravljaju poslovnim subjektom i zapošljavaju jednog ili više zaposlenika te osobe koje rade za vlastiti račun i ne zapošljavaju zaposlenike.

Pomažući članovi jesu osobe koje nisu zaposlenici ili samozaposleni, a rade u poslovnom subjektu koji je u vlasništvu člana obitelji i za svoj rad ne primaju naknadu.

Nezaposleni su osobe koje zadovoljavaju sljedeća tri kriterija:

- u referentnom tjednu nisu obavljale nikakav posao za novac ili plaćanje u naturi
- u posljednja 4 tjedna prije anketiranja aktivno su tražile posao i
- ponudeni posao mogle bi početi obavljati u iduća 2 tjedna.

U tu skupinu pripadaju i osobe koje su našle posao i u skoroj budućnosti nastupit će na posao.

Data are collected by interviewing private households living on selected addresses. An average interview lasts twenty minutes. According to the Law on State Statistics (NN, No. 103/03 and 75/09), all information submitted by interviewed persons are confidential. The data collected are used for statistical purposes only.

The Labour Force Survey results are used for monitoring, measuring and assessing of economic and social trends in Croatia and, at the same time, they allow for the use of modern analytical methods in economics, sociology, psychology, etc., serving also as a basis for employment policy programmes.

In Croatia, the Labour Force Survey was for the first time carried out in November 1996 as an annual survey. It was carried out in the same manner in June 1997. In order to fulfil the need for more frequent data collection than just once a year, and following the example of European countries and recommendations of international institutions, the Labour Force Survey has been carried out by interviewing a part of sampled households every month. Data are processed and published for each half-year period. In 2006, the Central Bureau of Statistics set preconditions for improving the Labour Force Survey in its methodology and organisation, aiming at obtaining more precise results and achieving the complete harmonisation with the Acquis Communautaire. Therefore, starting from 2007, the Labour Force Survey has been carried out continuously, that is, households are interviewed throughout the year. This means that every week is both reference and interviewing week. Collected data are continuously delivered to the Central Bureau of Statistics, which has processed and published results in quarterly dynamics since the beginning of 2007.

In line with the above described dynamics of data collection and processing, the results of the Labour Force Survey published in this Yearbook are calculated as the average of the two half-year periods for 2006, and as the average of four quarters for 2007 and 2008.

Basic concepts and definitions

The Labour Force Survey measures the economic activity of population in a short survey period of one week. The reference week for the Survey, which has been carried out in Croatia since the beginning of 2007, is every week throughout the year.

A household is a small economic group of persons that is usually, although not always, a group of relatives living together and sharing costs of living (housing, food, etc.).

Working age population comprises all persons aged 15 years and over.

Persons in employment are those who did any work for payment in cash or kind during the reference week. Those are employees, self-employed persons and family members who are helping in some kind of family business (family enterprise, firm, craft, free lance, farmstead) or some other kind of gainful activity, as well as persons who worked on contract for direct payment in cash or kind. Therefore, the Survey covers all persons who worked in the reference period no matter what their formal status or payment arrangements. Therefore a retired person, a student or a housewife can also be classified as a person in employment.

Persons in employment are also those who were temporarily not working, but had a job to return to with the same employer after the reason for absence no longer exists.

Persons in paid employment are those who work for an employer in the government or private sector and are paid for their work in cash or kind.

Self-employed are employers who run an enterprise and employ one or more employees, as well as own-account workers who have no employees.

Unpaid family workers are those who are not in paid employment or self-employed, but work in an enterprise owned by a family member and do not receive any payment for their work.

Unemployed persons are those who meet the following criteria:

- in the reference week did no work for payment in cash or kind,
- were actively seeking job four weeks prior to the Survey, and
- were currently available to start work within the next two weeks.

Those who have found a job starting in the future are also included.

Trenutačno aktivno stanovništvo ili radna snaga jesu zaposlene i nezaposlene osobe razvrstane prema ekonomskoj aktivnosti u referentnom tjednu.

Neaktivno stanovništvo jesu osobe do navršениh 15 godina i osobe u radno sposobnom stanovništvu koje nisu zaposlene ili nezaposlene.

Ciljano stanovništvo koje se prati Anketom određuje se prema prisutnosti članova u intervjuiranom kućanstvu. Pri definiranju prisutnosti prihvaćeno je načelo "de facto" stanovništva koje isključuje članove kućanstva s boravištem na drugoj adresi na kojoj rade ili se školuju dulje od 12 mjeseci i ne uključuje privremeno prisutne članove drugoga kućanstva. Anketom nisu obuhvaćena kolektivna kućanstva kao što su domovi, samostani i sl.

Stopa aktivnosti jest postotni udio aktivnog stanovništva (radne snage) u radno sposobnom stanovništvu.

Stopa zaposlenosti jest postotni udio zaposlenih u radno sposobnom stanovništvu.

Stopa nezaposlenosti jest postotni udio nezaposlenih u aktivnom stanovništvu (radnoj snazi).

Prema iskustvu većine razvijenih zemalja, Državni zavod za statistiku Republike Hrvatske od 1996. na osnovi dosad raspoloživih podataka iz administrativnih izvora i podataka ovog istraživanja objavljuje dvije različito određene stope nezaposlenosti i s njima povezane podatke o aktivnom stanovništvu ili radnoj snazi.

Državni zavod za statistiku uz anketne podatke, objavljuje i administrativne podatke o zaposlenosti i nezaposlenosti u Hrvatskoj.

U nastavku se iznose metodološke karakteristike zbog kojih se međusobno razlikuju podaci o zaposlenosti.

Izvor i obuhvat: administrativni podaci o zaposlenim osobama temelje se na podacima mjesečnog i godišnjeg istraživanja (RAD-1) koji obuhvaćaju pravne osobe svih oblika vlasništva, tijela državne vlasti i tijela jedinica lokalne i područne samouprave na području Hrvatske. Mjesečno istraživanje obuhvaća 70% zaposlenih iz svakog odjeljka NKD-a 2002. Podaci o zaposlenima u obrtu i slobodnim zanimanjima te poljoprivrednim osiguranicima preuzimaju se iz evidencije Hrvatskog zavoda za mirovinsko osiguranje. Od početka 2004. administrativni podaci o zaposlenima uključuju i broj zaposlenih u policiji i obrani. Rezultati Ankete o radnoj snazi procjenjuju se na osnovi reprezentativnoga statističkog uzorka privatnih kućanstava u zemlji.

Referentno razdoblje: administrativni podaci o zaposlenim osobama odnose se na posljednji dan prethodnog mjeseca dok se u Anketi prikupljaju podaci za referentni tjedan.

Razdoblje promatranja: administrativni podaci obrađuju se i objavljuju u mjesečnoj dinamici dok se rezultati Ankete o radnoj snazi odnose na polugodišnje razdoblje.

Definicije zaposlene osobe: administrativni izvori primjenjuju formalnu definiciju zaposlenosti (zasnivanje radnog odnosa s poslodavcem na određeno ili neodređeno vrijeme neovisno o duljini radnog vremena i vlasništvu pravne osobe) dok su u Anketi o radnoj snazi kao zaposlene iskazane sve osobe koje su u referentnom tjednu obavljale bilo kakav posao za novac ili plaćanje u naturi kao i osobe koje su u referentnom tjednu bile trenutačno odsutne s posla, a vratit će se na rad kod istog poslodavca ili na istu aktivnost nakon što prestane razlog za odsutnost.

Objavljivanje podataka: administrativni podaci o zaposlenim osobama objavljuju se u mjesečnoj dinamici u Priopćenju "Zaposleni po djelatnostima", u godišnjem Priopćenju "Zaposleni po djelatnostima i po spolu – konačni podaci" te u Mjesečnome statističkom izvješću Državnog zavoda za statistiku. Priopćenje i Statističko izvješće s rezultatima Ankete o radnoj snazi objavljuju anketne podatke o zaposlenim osobama u tromjesečnoj dinamici. Rezultati godišnjeg istraživanja RAD-1 objavljuju se i na nižim teritorijalnim razinama dok su podaci Ankete raspoloživi samo na razini Hrvatske.

Currently active population or the labour force refers to persons in paid employment or unemployed persons classified by economic activity in the reference week.

Inactive persons are those below the age of 15 as well as those of working age who are not in paid employment or unemployed.

Target population covered by the Survey is determined by the presence of interviewed household members in the household. The definition of presence is based on the "de facto principle", which excludes household members living at some other address where they work or go to school for more than 12 months, as well as temporarily present members of another household. The Survey does not cover collective households such as student homes, convents, etc.

Activity rate represents the labour force as a percentage of working age population.

Employment/population ratio represents persons in employment as a percentage of working age population.

Unemployment rate represents unemployed persons as a percentage of labour force.

Since 1996, following the experience of most developed countries and based on the data available from administrative sources and the Labour Force Survey, the Central Bureau of Statistics of Croatia has published two differently defined unemployment rates and related data on active population or the labour force.

Besides survey data, the Central Bureau of Statistics also publishes administrative data on the employment and unemployment in Croatia.

The following methodological characteristics cause mutual differences in data on persons in employment:

Source and coverage: administrative data on persons in employment are based on data obtained through the monthly and annual survey (RAD-1 form) covering legal entities of all types of ownership, government bodies and bodies of local and regional self-government units on the territory of the Republic of Croatia. The monthly survey covers 70% of all persons in employment in each NKD 2002. division. Data on persons in employment in crafts and trades and free-lances as well as on insured private farmers are processed according to records on pension insurance beneficiaries obtained from the Croatian Institute for Pension Insurance. Since January 2004, data on the number of persons in paid employment in legal entities have included the number of persons employed in the police and defence. The Labour Force Survey results are estimated on the basis of a representative statistical sample of private households in Croatia.

Reference period: administrative data on persons in employment refer to the last day of a previous month, while the Labour Force Survey data are related to a reference week.

Observation period: administrative data are processed and published in monthly dynamics, while the Labour Force Survey results are semi-annual.

Definition of persons in employment: administrative sources apply the formal definition of employment (persons who have signed the work contract with the employer for a fixed or unspecified period of time, irrespective of type of ownership and of whether they work full time or less than full time), while the Labour Force Survey shows persons in employment as all persons who were, in the reference week, engaged in any work for payment in cash or kind, as well as those who were absent from work during the reference week, but had a job to return to with the same employer after the reason for absence no longer existed.

Publication: administrative data on persons in employment are published monthly in the First Release titled Persons in Paid Employment by Activity, annually in the First Release titled Persons in Employment by Activity and by Sex – Final Data and in the Monthly Statistical Reports of the Central Bureau of Statistics. The First Release and the Statistical Report containing the Labour Force Survey results are the publications in which survey results on persons in employment are published in the quarterly dynamics. The RAD-1 annual survey data are also published at lower territorial levels, while the Survey results are available only at the level of the whole Republic of Croatia.

Državni zavod za statistiku objavljuje podatke o nezaposlenim osobama iz administrativnih izvora i anketne podatke koji se razlikuju zbog metodoloških karakteristika koje se iznose u nastavku.

Izvor i obuhvat: podaci o registriranoj nezaposlenosti dobiveni su iz Registra nezaposlenih osoba koji vodi Hrvatski zavod za zapošljavanje dok se anketni podaci prikupljaju anketnim intervjuom u privatnim kućanstvima. Registar sadrži podatke o svim nezaposlenim osobama u zemlji dok se rezultati Ankete o radnoj snazi procjenjuju na osnovi reprezentativnoga statističkog uzorka.

Referentno razdoblje: podaci iz Registra odnose se na posljednji dan svakog mjesca dok se u Anketi prikupljaju podaci za referentni tjedan.

Razdoblje promatranja: podaci iz Registra preuzimaju se u mjesečnoj dinamici dok se rezultati Ankete o radnoj snazi obrađuju i objavljuju za tromjesečno razdoblje.

Definicije nezaposlene osobe: registrirana nezaposlena osoba jest osoba prijavljena kod Hrvatskog zavoda za zapošljavanje, odnosno svaka osoba koja zadovoljava kriterije koje definiraju Zakon o posredovanju pri zapošljavanju i pravima za vrijeme nezaposlenosti i Hrvatski zavod za zapošljavanje. U Anketi o radnoj snazi nezaposlene osobe jesu osobe koje prema međunarodnoj definiciji u referentnom tjednu nisu obavljale posao za plaćanje u novcu ili u naturi, aktivno su tražile posao u razdoblju od četiri tjedna prije anketiranja, eventualni ponudeni posao mogle bi početi obavljati u sljedeća dva tjedna te osobe koje su našle posao na kojem će početi raditi u skorij budućnosti nakon anketiranja.

Objavljivanje podataka: podaci o broju registriranih nezaposlenih osoba i registriranoj stopi nezaposlenosti objavljuju se u mjesečnoj dinamici u Priopćenju „Zaposleni po djelatnostima i po spolu“ te u Mjesečnome statističkom izvješću Državnog zavoda za statistiku. Priopćenje i Statističko izvješće s rezultatima Ankete o radnoj snazi objavljuju usporedbu anketne i registrirane stope nezaposlenosti u tromjesečnoj dinamici po spolu. Istodobno, administrativne podatke o nezaposlenosti objavljuje i Hrvatski zavod za zapošljavanje na nižim teritorijalnim razinama dok su podaci Ankete raspoloživi samo za cijelu Hrvatsku.

Podaci pokazuju da je stopa nezaposlenosti, prema podacima iz administrativnih izvora, veća u odnosu na isti pokazatelj izračunan prema podacima Ankete o radnoj snazi što je posljedica, s jedne strane ekonomskih aktivnosti onih kategorija stanovništva koje su prema formalnom statusu nezaposlene ili neaktivne, a s druge strane u podacima o nezaposlenima prema administrativnim izvorima zastupljen je uz stvarno nezaposlene osobe i velik udio osoba koje prema odrednicama Ankete nisu nezaposlene, ali preko tog statusa ostvaruju neka socijalna ili materijalna prava.

Upotrijebljene klasifikacije

- Nacionalna klasifikacija djelatnosti 2002., usporediva s međunarodnom klasifikacijom djelatnosti NACE 2002. Rev. 1, upotrijebljena je pri šifriranju obilježja djelatnosti.
- Nacionalna klasifikacija zanimanja, usporediva s međunarodnom klasifikacijom zanimanja ISCO-88, odnosno ISCO-88 (COM), upotrijebljena je pri šifriranju obilježja zanimanja.
- Klasifikacija položaja u zaposlenju, ICSE.

Nacrt uzorka

Anketa o radnoj snazi provedena je na slučajnom uzorku privatnih kućanstava. Od 1996. do 2006. uzorak za Anketu bio je posebno definiran za svako provedbeno razdoblje, tj. nije bilo panelnog dijela uzorka. Od 2007. uvedena je i takva komponenta u nacrt uzorka te se kućanstva ponovljeno anketiraju četiri puta.

Dinamika anketiranja je sljedeća: kućanstva se anketiraju u dva uzastopna tromjesečja, izostavljaju iz uzorka naredna dva tromjesečja te ponovno anketiraju u još dva uzastopna tromjesečja. Na taj način omogućuje se vremensko praćenje tijekova osoba na tržištu rada, i to u tromjesečnoj i godišnjoj dinamici.

The Central Bureau of Statistics publishes data on unemployed persons taken over from administrative sources as well as those obtained through the Labour Force Survey. These data differ due to the following methodological characteristics:

Source and coverage: data on registered unemployment are obtained from the Register of Unemployed Persons kept by the Croatian Employment Service, while the Labour Force Survey results are collected through interviewing private households. Register contains data on all unemployed persons in Croatia, while the Labour Force Survey results are estimated on the basis of the representative statistical sample.

Reference period: the Register data refer to the last day of each month, while the Labour Force Survey data are collected for each reference week.

Observation period: the Register data are taken over in monthly dynamics, while the Labour Force Survey results are processed and published for a quarterly period.

Definition of unemployed persons: a registered unemployed person is a person who is registered with the Croatian Employment Service, that is, each person who meets criteria defined by the Act on Job Placement and Unemployment Insurance and the Croatian Employment Service. According to the Labour Force Survey, an unemployed person is a person who did not perform any work for payment in cash or kind in the reference week, was actively seeking work in the course of four weeks before the interview and is prepared to start an offered job in the following two weeks. An unemployed person is also the one who has found a job and will start working shortly after the interview.

Publication: data on registered unemployment and registered unemployed rate are published monthly in the First Release titled Persons in Employment by Activity and by Sex as well as in the Statistical Reports of the Central Bureau of Statistics. The First Release and Statistical Report containing the quarterly Labour Force Survey results are publications in which the comparison of unemployment rate obtained from the Survey results and the one from administrative sources are published in quarterly dynamics for both sex. At the same time, the Croatian Employment Service publishes administrative data on unemployment at lower territorial levels, while the Survey data are available only at the level of the whole Republic of Croatia.

The data show that the unemployment rate based on the administrative data sources is higher than the Labour Force Survey rate. This is, on the one hand, due to the fact that some categories of population formally classified as unemployed or inactive are nevertheless active, and on the other, the administrative sources, besides really unemployed persons, include a significant part of persons who are not classified as unemployed according to the definition of the Survey, but are through this status entitled to some social or economic rights and benefits.

Classifications used

- The National Classification of Activities, 2002 version, comparable to the international classification of activities NACE Rev. 1.1, was used in economic activity coding.
- The draft of the National Classification of Occupations, comparable to the international classification of occupations ISCO-88 (COM), was used in coding the occupations' characteristics.
- The Classification of the Status in Employment, ICSE.

Sample design

The Labour Force Survey is based on the random sample of private households. In the period from 1996 to 2006, the sample was separately defined for each period, that is, the sample did not have a panel component. Since 2007, such component has been introduced in the sample design and households are repeatedly interviewed four times.

Dynamics of the interviewing is the following: households are interviewed in two consecutive quarters, left out in the following two quarters and interviewed again in two consecutive quarters. In this way, it is possible to observe fluctuations on the labour market through time in quarterly and annual dynamics.

ZAPOSLENOST/ANKETA O RADNOJ SNAZI EMPLOYMENT/LABOUR FORCE SURVEY

Anketiraju se svi članovi svih privatnih kućanstava koji u tim stambenim jedinicama stalno žive. Prosječno se u jednom tromjesečju u uzorak izabere oko 5 600 stambenih jedinica i anketira se oko 11 000 osoba.

Slučajan uzorak privatnih kućanstava izabran je u dvije etape, a upotrijebljeni nacrt uzorka jest dvoetažno uzorkovanje grupa. Prije izbora uzorka formirani su tzv. segmenti. Segmenti su teritorijalne jedinice nastale grupiranjem susjednih popisnih krugova, a popisni krugovi jesu teritorijalne jedinice formirane za potrebe Popisa stanovništva 2001. Zatim su segmenti stratificirani u 21 stratum. Stratumi su 20 županija i Grad Zagreb.

U prvoj etapi iz svakog stratuma izabran je slučajni uzorak segmenata, a u drugoj etapi slučajni uzorak stanova nastanjenih privatnim kućanstvima u izabranim segmentima. Anketirana su sva privatna kućanstva u izabranim stanovima.

Stopa neodgovora u 2008. iznosila je 18,7%, a stopa odbijanja iznosila je 10,1%.

All members of all private households permanently living in these dwellings are interviewed. In an average quarter, the sample consists of approximately 5 600 dwellings and roughly 11 000 persons are interviewed.

The random sample of private households is chosen in two stages and the sample design used is a two-stage cluster sampling. Before choosing the sample, the so-called segments are formed. Segments are territorial units formed by grouping the neighbouring enumeration districts, which were established for the purpose of carrying out the Population Census 2001. Segments were stratified into 21 strata: related to 20 counties and one for the City of Zagreb.

In the first stage the random sample of segments is chosen from each stratum and in the second one the random sample of inhabited dwellings within the selected segments. All private households living in the chosen dwellings are interviewed.

The overall non-response rate for 2008 was 18.7% and the refusal rate was 10.1%.

STATISTIČKE PUBLIKACIJE

Statistička izvješća

16 R,O; 17 R,O; 24 R; 29.1 R; 29.2 R; 29.3 R; 29.4 R; 29.5 R; 29.6 R; 29.7 R; 29.8 R; 29.9 R; 29.10 R; 29.11 R; 29.12 R; 60 R,O; 81 R,O; 107 R,O; 180 R; 201 R,O; 224 R; 321 R,ZO,O; 392 R,ZO,O; 505 R,ZO,O; 591 R,ZO,O; 656 R,ZO,O; 701 R; 705 R; 785 R,ZO,O; 863 R,O; 941 R,Ž,G,O; 978 R,Ž,G,O; 1006 R,Ž,G,O; 1041 R,Ž,G,O; 1066 R,Ž,G,O; 1090 R,Ž,G,O; 1115 R,Ž,G,O; 1147 R,Ž,G,O; 1176 R,Ž,G,O; 1210 R,Ž,G,O; 1243 R,Ž,G,O; 1276 R,Ž,G,O; 1307 R,Ž,G,O; 1337 R,Ž,G,O; 1364 R,Ž,G,O; 1392 R,Ž,G,O.

Studije i analize

20. Velimir Kelenc:
Zaposleno osoblje s dohotkom do 15.000 din u veljači 1964.
42. Josip Božičević:
Zaposleni u SR Hrvatskoj 1973. godine s aspekta pripadajućih domaćinstava u kojima žive

ANKETA O RADNOJ SNAZI

Anketa o radnoj snazi

Publikacija džepnog formata koja na 16 stranica prikazuje i komentira podatke o veličini, strukturi i karakteristikama aktivnog stanovništva, tj. o radnoj snazi u Hrvatskoj prema međunarodnim standardima

Statistička izvješća

1042 R, E; 1067 R, E; 1116 R, E; 1148 R, E; 1177 R, E; 1211 R, E; 1244 R,E; 1277 R, E; 1308 R, E; 1338 R, E; 1365 R,E.

R = Republika Hrvatska
ZO = zajednice općina
Ž = županije
G = gradovi
O = općine
E = Europa

STATISTICAL PUBLICATIONS

Statistical Reports

16 R,M; 17 R,M; 24 R; 29.1 R; 29.2 R; 29.3 R; 29.4 R; 29.5 R; 29.6 R; 29.7 R; 29.8 R; 29.9 R; 29.10 R; 29.11 R; 29.12 R; 60 R,M; 81 R,M; 107 R,M; 180 R; 201 R,M; 224 R; 321 R,AM,M; 392 R,AM,M; 505 R,AM,M; 591 R,AM,M; 656 R,AM,M; 701 R; 705 R; 785 R,AM,M; 863 R,M; 941 R,C,T,M; 978 R,C,T,M; 1006 R,C,T,M; 1041 R,C,T,M; 1066 R,C,T,M; 1090 R,C,T,M; 1115 R,C,T,M; 1147 R,C,T,M; 1176 R,C,T,M; 1210 R,C,T,M; 1243 R,C,T,M; 1276 R,C,T,M; 1307 R,C,T,M; 1337 R,C,T,M; 1364 R,C,T,M; 1392 R,C,T,M.

Studies and analyses

20. Velimir Kelenc:
Employees Earning up to 15,000 YUD in February 1964
42. Josip Božičević:
Persons in Employment in SR Croatia in 1973 from the Viewpoint of Households They Live in

LABOUR FORCE SURVEY

The Labour Force Survey is a pocket-size edition of 16 pages, which, according to international standards, presents and interprets data on the size, structure and characteristics of active population, that is, the labour force in Croatia.

Statistical Reports

1042 R, E; 1067 R, E; 1116 R, E; 1148 R, E; 1177 R, E; 1211 R, E; 1244 R,E; 1277 R, E; 1308 R, E; 1338 R, E; 1365 R, E.

R = the Republic of Croatia
AM = Regional Associations of Municipalities
C = Counties
T = Towns
M = Municipalities
E = Europe

6-1. ZAPOSLENI U PRAVNIM OSOBAMA, OBRTU I DJELATNOSTIMA SLOBODNIH PROFESIJA, ZAPOSLENI OSIGURANICI POLJOPRIVREDNICI, GODIŠNJI PROSJEK I INDEKSI¹⁾
 PERSONS IN EMPLOYMENT IN LEGAL ENTITIES, CRAFTS AND TRADES AND FREE LANCES, INSURED PRIVATE FARMERS, ANNUAL AVERAGE AND INDICES¹⁾

	1999.	2000.	2001.	2002.	2003.	2004.	2005.	2006.	2007.	2008.	
--	-------	-------	-------	-------	-------	-------	-------	-------	-------	-------	--

Ukupan broj zaposlenih, u tis.

Total number of persons in employment, '000

Ukupno	1 364	1 341	1 348	1 359	1 393	1 409	1 420	1 468	1 517	1 555	Total
Od toga žene	627	618	619	618	628	634	641	661	684	701	Of that, women
Postotak žena	46	46	46	45	45	45	45	45	45	45	Percentage of women

Zaposleni u pravnim osobama svih oblika vlasništva, u tis.

Persons in paid employment in legal entities, irrespective of type of ownership, '000

Ukupno	1 058	1 053	1 056	1 060	1 088	1 103	1 113	1 160	1 212	1 252	Total
Od toga žene	480	479	478	476	486	493	500	522	547	566	Of that, women
Postotak žena	45	45	45	45	45	45	45	45	45	45	Percentage of women

 Zaposleni u obrtu i u djelatnostima slobodnih profesija²⁾, u tis.

Persons in employment in crafts and trades and free lances²⁾, '000

Ukupno	205	205	216	229	242	252	258	263	264	265	Total
Od toga žene	91	94	100	104	109	113	117	118	118	117	Of that, women
Postotak žena	44	46	46	45	45	45	45	45	45	44	Percentage of women

 Zaposleni osiguranici poljoprivrednici²⁾, u tis.

Insured private farmers²⁾, '000

Ukupno	101	83	76	70	63	54	49	45	41	38	Total
Od toga žene	56	45	41	38	33	28	24	21	19	18	Of that, women
Postotak žena	55	54	54	54	52	52	49	47	46	47	Percentage of women

Ukupan broj zaposlenih, indeksi 2007. = 100

Total number of persons in employment, indices 2007 = 100

Ukupno	90	88	89	90	92	93	94	97	100	103	Total
Od toga žene	92	90	90	90	92	93	94	97	100	102	Of that, women

Zaposleni u pravnim osobama svih oblika vlasništva, indeksi 2007. = 100

Persons in paid employment in legal entities irrespective of type of ownership, indices 2007 = 100

Ukupno	87	87	87	87	90	91	92	96	100	103	Total
Od toga žene	88	88	87	87	89	90	91	95	100	103	Of that, women

1) Od 1998. u broj zaposlenih uključen je procijenjeni broj zaposlenih u obrani i policiji i broj zaposlenih osiguranika poljoprivrednika iz matične evidencije Hrvatskog zavoda za mirovinsko osiguranje. Od 2004. zaposleni u policiji i obrani uključeni su na osnovi dostavljenih izvještaja od Ministarstva unutarnjih poslova i Ministarstva obrane.

2) Podaci preuzeti od Hrvatskog zavoda za mirovinsko osiguranje.

1) Since 1998, the number of persons in employment has contained the estimated number of persons employed in the police and defence and the number of insured private farmers from the Register of Active Beneficiaries of the Pension Insurance. Since 2004, the data on persons in employment in the police and defence have been included on the basis of reports submitted by the Ministry of the Interior and the Ministry of Defence.

2) Data were taken over from the Croatian Institute for Pension Insurance.

ZAPOSLENOST
EMPLOYMENT

6-2. ZAPOSLENI U PRAVNIM OSOBAMA PREMA NKD-u 2002. I OBLICIMA VLASNIŠTVA, STANJE 31. OŽUJKA 2008.

PERSONS IN PAID EMPLOYMENT IN LEGAL ENTITIES, ACCORDING TO NKD 2002. AND BY TYPE OF OWNERSHIP, SITUATION AS ON 31 MARCH 2008

	Ukupno ¹⁾ Total ¹⁾	Državno vlasništvo State ownership	Privatno vlasništvo Private ownership	Zadružno vlasništvo Cooperative ownership	Mješovito vlasništvo Mixed ownership	
Ukupno	1 238 576	421 909	689 491	3 371	123 805	Total
A Poljoprivreda, lov i šumarstvo	26 649	11 923	11 076	1 507	2 143	A Agriculture, hunting and forestry
B Ribarstvo	1 784	8	1 673	31	72	B Fishing
C Rudarstvo i vađenje	8 825	1 116	4 635	3	3 071	C Mining and quarrying
D Prerađivačka industrija	260 604	16 266	190 941	340	53 057	D Manufacturing
E Opskrba električnom energijom, plinom i vodom	26 735	24 749	1 082	-	904	E Electricity, gas and water supply
F Građevinarstvo	106 080	9 249	88 895	167	7 769	F Construction
G Trgovina na veliko i na malo; popravak motornih vozila i motocikala te predmeta za osobnu uporabu i kućanstvo	220 393	3 256	192 751	646	23 740	G Wholesale and retail trade; repair of motor vehicles, motorcycles and personal and household goods
H Hoteli i restorani	42 658	5 903	30 293	101	6 361	H Hotels and restaurants
I Prijevoz, skladištenje i veze	81 220	34 603	32 072	83	14 462	I Transport, storage and communication
J Financijsko posredovanje	36 327	6 461	24 942	320	4 604	J Financial intermediation
K Poslovanje nekretninama, iznajmljivanje i poslovne usluge	92 280	11 186	77 473	76	3 545	K Real estate, renting and business activities
L Javna uprava i obrana; obvezno socijalno osiguranje	106 365	106 012	353	-	-	L Public administration and defence; compulsory social security
M Obrazovanje	100 631	94 875	5 420	-	336	M Education
N Zdravstvena zaštita i socijalna skrb	80 890	69 345	9 540	29	1 976	N Health and social work
O Ostale društvene, socijalne i osobne uslužne djelatnosti	47 135	26 957	18 345	68	1 765	O Other community, social and personal service activities
P Djelatnosti kućanstava	-	-	-	-	-	P Activities of households
Q Izvanteritorijalne organizacije i tijela	-	-	-	-	-	Q Extra-territorial organizations and bodies

1) Vidi Metodološka objašnjenja.

1) See Notes on Methodology.

6-3. ZAPOSLENI U OBRTU I U DJELATNOSTIMA SLOBODNIH PROFESIJA PREMA SPOLU I NKD-u 2002., GODIŠNJI PROSJEK 2008.¹⁾

PERSONS IN EMPLOYMENT IN CRAFTS AND TRADES AND FREE LANCES, BY SEX AND ACCORDING TO NKD 2002., 2008¹⁾ ANNUAL AVERAGE

	Ukupno Total	Žene Women	Vlasnici i zaposlenici u obrtu Owners and persons employed in crafts and trades						Zaposleni u djelatnostima slobodnih profesija Persons in employment in free lances				
			svoga All		žene Women		vlasnici Owners		zaposlenici Employees			svoga All	žene Women
			ukupno Total	žene Women	ukupno Total	žene Women	svoga All	žene Women					
Ukupno	264 672	117 068	245 786	108 231	81 010	23 400	164 776	84 831	18 886	8 837	Total		
A Poljoprivreda, lov i šumarstvo	5 296	2 008	5 296	2 008	1 832	359	3 464	1 649	-	-	A Agriculture, hunting and forestry		
B Ribarstvo	2 902	384	2 902	384	1 571	53	1 331	331	-	-	B Fishing		
C Rudarstvo i vađenje	474	137	474	137	166	27	308	110	-	-	C Mining and quarrying		
D Prerađivačka industrija	43 178	16 370	43 178	16 370	11 852	2 645	31 326	13 725	-	-	D Manufacturing		
E Opskrba električnom energijom, plinom i vodom	-	-	-	-	-	-	-	-	-	-	E Electricity, gas and water supply		
F Građevinarstvo	39 229	4 076	39 229	4 076	12 697	504	26 532	3 572	-	-	F Construction		
G Trgovina na veliko i na malo; popravak motornih vozila i motocikala te predmeta za osobnu uporabu i kućanstvo	45 656	24 383	45 241	23 993	17 337	6 751	27 904	17 242	415	390	G Wholesale and retail trade; repair of motor vehicles, motorcycles and personal and household goods		
H Hoteli i restorani	40 353	21 464	40 353	21 464	12 000	4 053	28 353	17 411	-	-	H Hotels and restaurants		
I Prijevoz, skladištenje i veze	17 124	2 497	17 124	2 497	8 146	382	8 978	2 115	-	-	I Transport, storage and communication		
J Financijsko posredovanje	1 669	1 033	1 209	854	434	230	775	624	460	179	J Financial intermediation		
K Poslovanje nekretninama, iznajmljivanje i poslovne usluge	23 435	12 375	19 609	10 899	7 240	2 831	12 369	8 068	3 826	1 476	K Real estate, renting and business activities		
L Javna uprava i obrana; obvezno socijalno osiguranje	3 517	19	12	5	4	-	8	5	3 505	14	L Public administration and defence; compulsory social security		
M Obrazovanje	456	99	456	99	99	13	357	86	-	-	M Education		
N Zdravstvena zaštita i socijalna skrb	12 687	10 043	6 665	5 942	138	65	6 527	5 877	6 022	4 101	N Health and social work		
O Ostale društvene, socijalne i osobne uslužne djelatnosti	17 382	12 546	14 275	11 385	7 008	5 365	7 267	6 020	3 107	1 161	O Other community, social and personal service activities		
P Djelatnosti kućanstava	8 315	7 692	8 135	7 542	93	22	8 042	7 520	180	150	P Activities of households		
Q Izvanteritorijalne organizacije i tijela	-	-	-	-	-	-	-	-	-	-	Q Extra-territorial organizations and bodies		
Nezavršteni prema djelatnosti	2 999	1 942	1 628	576	393	100	1 235	476	1 371	1 366	Not classified by activity		

1) Vidi Metodološka objašnjenja.

1) See Notes on Methodology.

6-4. ZAPOSLENI U PRAVNIM OSOBAMA PREMA NKD-u 2002. I SPOLU U 2008.
 PERSONS IN PAID EMPLOYMENT IN LEGAL ENTITIES, ACCORDING TO NKD 2002. AND BY SEX, 2008

	Zaposleni Persons in paid employment						
	ukupno ¹⁾ Total ¹⁾		muškarci Men		žene Women		
	godišnji prosjeak 2008. Annual average	stanje 31. III. 2008. Situation as on 31 March 2008	godišnji prosjeak 2008. Annual average	stanje 31. III. 2008. Situation as on 31 March 2008	godišnji prosjeak 2008. Annual average	stanje 31. III. 2008. Situation as on 31 March 2008	
Ukupno	1 252 089	1 238 576	685 846	681 166	566 243	557 410	Total
A Poljoprivreda, lov i šumarstvo	26 892	26 649	19 373	19 320	7 519	7 329	A Agriculture, hunting and forestry
01 Poljoprivreda, lov i usluge povezane s njima	17 673	17 456	11 826	11 795	5 847	5 661	01 Agriculture, hunting and related service activities
02 Šumarstvo, sječa drva i usluge povezane s njima	9 219	9 193	7 547	7 525	1 672	1 668	02 Forestry, logging and related service activities
B Ribarstvo	1 809	1 784	1 498	1 481	311	303	B Fishing
05 Ribarstvo, uzgoj i usluge povezane s njima	1 809	1 784	1 498	1 481	311	303	05 Fishing, fish farming and related service activities
C Rudarstvo i vađenje	8 828	8 825	7 512	7 502	1 316	1 323	C Mining and quarrying
11 Vađenje sirove nafte i zemnog plina; uslužne djelatnosti u vezi s vađenjem nafte i plina, osim istraživanja	4 989	4 986	4 184	4 183	805	803	11 Extraction of crude petroleum and natural gas; service activities incidental to oil and gas extraction, excluding surveying
14 Vađenje ostalih ruda i kamena	3 839	3 839	3 328	3 319	511	520	14 Other mining and quarrying
D Prerađivačka industrija	258 939	260 604	162 811	163 759	96 128	96 845	D Manufacturing
15 Proizvodnja hrane i pića	44 884	44 376	24 856	24 726	20 028	19 650	15 Manufacture of food products and beverages
16 Proizvodnja duhanskih proizvoda	809	863	505	521	304	342	16 Manufacture of tobacco products
17 Proizvodnja tekstila	7 801	8 066	1 914	1 999	5 887	6 067	17 Manufacture of textiles
18 Proizvodnja odjeće; dorada i bojenje krzna	19 349	19 786	2 558	2 584	16 791	17 202	18 Manufacture of wearing apparel; dressing and dyeing of fur
19 Štavljenje i obrada kože; proizvodnja kovčega i torba, ručnih torbica, sedlarskih i remenarskih proizvoda i obuće	8 604	8 793	1 656	1 707	6 948	7 086	19 Tanning and dressing of leather; manufacture of luggage, handbags, saddlery, harness and footwear
20 Prerada drva, proizvodnja proizvoda od drva i pluta, osim namještaja; proizvodnja predmeta od slame i pletarskih materijala	12 819	13 159	8 903	9 219	3 916	3 940	20 Manufacture of wood and of products of wood and cork, except furniture; manufacture of articles of straw and plaiting materials
21 Proizvodnja celuloze, papira i proizvoda od papira	4 308	4 415	3 017	3 067	1 291	1 348	21 Manufacture of pulp, paper and paper products
22 Izdavačka i tiskarska djelatnost te umnožavanje snimljenih zapisa	14 216	14 036	7 302	7 220	6 914	6 816	22 Publishing, printing and reproduction of recorded media
23 Proizvodnja koks, naftnih derivata i nuklearnoga goriva	3 599	3 583	2 450	2 443	1 149	1 140	23 Manufacture of coke, refined petroleum products and nuclear fuel
24 Proizvodnja kemikalija i kemijskih proizvoda	12 919	12 955	7 636	7 650	5 283	5 305	24 Manufacture of chemicals and chemical products
25 Proizvodnja proizvoda od gume i plastike	8 184	8 154	5 832	5 808	2 352	2 346	25 Manufacture of rubber and plastic products
26 Proizvodnja ostalih nemetalnih mineralnih proizvoda	14 659	14 772	11 585	11 704	3 074	3 068	26 Manufacture of other non-metallic mineral products
27 Proizvodnja metala	6 857	7 092	5 682	5 857	1 175	1 235	27 Manufacture of basic metals
28 Proizvodnja proizvoda od metala, osim strojeva i opreme	27 219	27 210	23 727	23 738	3 492	3 472	28 Manufacture of fabricated metal products, except machinery and equipment
29 Proizvodnja strojeva i uređaja, d. n.	14 248	14 193	11 994	11 978	2 254	2 215	29 Manufacture of machinery and equipment n.e.c.
30 Proizvodnja uredskih strojeva i računala	2 207	2 077	1 706	1 595	501	482	30 Manufacture of office machinery and computers

1) Vidi Metodološka objašnjenja.

1) See Notes on Methodology.

ZAPOSLENOST
EMPLOYMENT

6-4. ZAPOSLENI U PRAVNIM OSOBAMA PREMA NKD-u 2002. I SPOLU U 2008.
PERSONS IN PAID EMPLOYMENT IN LEGAL ENTITIES, ACCORDING TO NKD 2002. AND BY SEX, 2008

(nastavak)
(continued)

	Zaposleni Persons in paid employment						
	ukupno ¹⁾ Total ¹⁾		muškarci Men		žene Women		
	godišnji prosjeak 2008. Annual average	stanje 31. III. 2008. Situation as on 31 March 2008	godišnji prosjeak 2008. Annual average	stanje 31. III. 2008. Situation as on 31 March 2008	godišnji prosjeak 2008. Annual average	stanje 31. III. 2008. Situation as on 31 March 2008	
31 Proizvodnja električnih strojeva i aparata, d. n.	10 746	10 921	7 229	7 340	3 517	3 581	31 Manufacture of electrical machinery and apparatus n.e.c.
32 Proizvodnja radiotelevizijskih i komunikacijskih aparata i opreme	4 414	4 755	2 482	2 573	1 932	2 182	32 Manufacture of radio, television and communication equipment and apparatus
33 Proizvodnja medicinskih, preciznih i optičkih instrumenata te satova	2 113	2 056	1 183	1 168	930	888	33 Manufacture of medical, precision and optical instruments, watches and clocks
34 Proizvodnja motornih vozila, prikolica i poluprikolica	3 652	3 653	2 457	2 465	1 195	1 188	34 Manufacture of motor vehicles, trailers and semi-trailers
35 Proizvodnja ostalih prijevoznih sredstava	20 295	20 438	18 128	18 265	2 167	2 173	35 Manufacture of other transport equipment
36 Proizvodnja namještaja, ostala prerađivačka industrija, d. n.	12 589	12 915	8 236	8 447	4 353	4 468	36 Manufacture of furniture, manufacturing n.e.c.
37 Reciklaža	2 448	2 336	1 773	1 685	675	651	37 Recycling
E Opskrba električnom energijom, plinom i vodom	26 849	26 735	21 391	21 289	5 458	5 446	E Electricity, gas and water supply
40 Opskrba električnom energijom, plinom, parom i toplom vodom	16 855	16 840	13 241	13 232	3 614	3 608	40 Electricity, gas, steam and hot water supply
41 Skupljanje, pročišćavanje i distribucija vode	9 994	9 895	8 150	8 057	1 844	1 838	41 Collection, purification and distribution of water
F Građevinarstvo	106 427	106 080	94 345	94 017	12 082	12 063	F Construction
45 Građevinarstvo	106 427	106 080	94 345	94 017	12 082	12 063	45 Construction
G Trgovina na veliko i na malo; popravak motornih vozila i motocikala te predmeta za osobnu uporabu i kućanstvo	224 256	220 393	108 478	106 657	115 778	113 736	G Wholesale and retail trade; repair of motor vehicles, motorcycles and personal and household goods
50 Trgovina motornim vozilima i motociklima; održavanje i popravak motornih vozila i motocikala; trgovina na malo motornim gorivima i mazivima	20 638	20 498	15 924	15 795	4 714	4 703	50 Sale, maintenance and repair of motor vehicles and motorcycles; retail sale of automotive fuel
51 Trgovina na veliko i posredovanje u trgovini, osim trgovine motornim vozilima i motociklima	102 518	100 784	59 036	58 068	43 482	42 716	51 Wholesale trade and commission trade, except of motor vehicles and motorcycles
52 Trgovina na malo, osim trgovine motornim vozilima i motociklima; popravak predmeta za osobnu uporabu i kućanstvo	101 100	99 111	33 518	32 794	67 582	66 317	52 Retail trade, except of motor vehicles and motorcycles; repair of personal and household goods
H Hoteli i restorani	50 327	42 658	21 743	19 069	28 584	23 589	H Hotels and restaurants
55 Hoteli i restorani	50 327	42 658	21 743	19 069	28 584	23 589	55 Hotels and restaurants
I Prijevoz, skladištenje i veze	81 988	81 220	57 886	57 486	24 102	23 734	I Transport, storage and communication
60 Kopneni prijevoz i cjevovodni transport	30 881	30 841	25 317	25 288	5 564	5 553	60 Land transport; transport via pipelines
61 Vodeni prijevoz	2 852	2 735	2 390	2 287	462	448	61 Water transport
62 Zračni prijevoz	1 337	1 306	697	674	640	632	62 Air transport
63 Prateće i pomoćne djelatnosti u prijevozu; djelatnost putničkih agencija	25 978	25 292	17 419	17 068	8 559	8 224	63 Supporting and auxiliary transport activities; activities of travel agencies
64 Pošta i telekomunikacije	20 940	21 046	12 063	12 169	8 877	8 877	64 Post and telecommunications
J Financijsko posredovanje	36 685	36 327	10 900	10 756	25 785	25 571	J Financial intermediation
65 Financijsko posredovanje, osim osiguranja i mirovinskih fondova	27 232	27 092	7 222	7 153	20 010	19 939	65 Financial intermediation, except insurance and pension funding
66 Osiguranje i mirovinski fondovi, osim obveznog osiguranja	7 690	7 515	2 927	2 854	4 763	4 661	66 Insurance and pension funding, except compulsory social security
67 Pomoćne djelatnosti u financijskom posredovanju	1 763	1 720	751	749	1 012	971	67 Activities auxiliary to financial intermediation

6-4. ZAPOSLENI U PRAVNIM OSOBAMA PREMA NKD-u 2002. I SPOLU U 2008.
 PERSONS IN PAID EMPLOYMENT IN LEGAL ENTITIES, BY NKD 2002. AND BY SEX, 2008

 (nastavak)
 (continued)

	Zaposleni Persons in paid employment						
	ukupno ¹⁾ Total ¹⁾		muškarci Men		žene Women		
	godišnji prosjeak 2008. Annual average	stanje 31. III. 2008. Situation as on 31 March 2008	godišnji prosjeak 2008. Annual average	stanje 31. III. 2008. Situation as on 31 March 2008	godišnji prosjeak 2008. Annual average	stanje 31. III. 2008. Situation as on 31 March 2008	
K Poslovanje nekretninama, iznajmljivanje i poslovne usluge	92 967	92 280	53 662	53 710	39 305	38 570	K Real estate, renting and business activities
70 Poslovanje nekretninama	6 787	6 809	3 885	3 939	2 902	2 870	70 Real estate activities
71 Iznajmljivanje strojeva i opreme, bez rukovatelja i predmeta za osobnu uporabu i kućanstvo	2 466	2 415	1 593	1 584	873	831	71 Renting of machinery and equipment without operator and of personal and household goods
72 Računalne i srodne djelatnosti	9 771	9 709	6 557	6 447	3 214	3 262	72 Computer and related activities
73 Istraživanje i razvoj	6 777	6 665	3 641	3 591	3 136	3 074	73 Research and development
74 Ostale poslovne djelatnosti	67 166	66 682	37 986	38 149	29 180	28 533	74 Other business activities
L Javna uprava i obrana; obvezno socijalno osiguranje	106 542	106 365	59 664	59 849	46 878	46 516	L Public administration and defence; compulsory social security
75 Javna uprava i obrana; obvezno socijalno osiguranje	106 542	106 365	59 664	59 849	46 878	46 516	75 Public administration and defence; compulsory social security
M Obrazovanje	100 394	100 631	24 114	24 226	76 280	76 405	M Education
80 Obrazovanje	100 394	100 631	24 114	24 226	76 280	76 405	80 Education
N Zdravstvena zaštita i socijalna skrb	81 389	80 890	17 837	17 709	63 552	63 181	N Health and social work
85 Zdravstvena zaštita i socijalna skrb	81 389	80 890	17 837	17 709	63 552	63 181	85 Health and social work
O Ostale društvene, socijalne i osobne uslužne djelatnosti	47 797	47 135	24 632	24 336	23 165	22 799	O Other community, social and personal service activities
90 Uklanjanje otpadnih voda, odvoz smeća, sanitarne i slične djelatnosti	9 272	9 047	7 720	7 541	1 552	1 506	90 Sewage and refuse disposal, sanitation and similar activities
91 Djelatnosti članskih organizacija, d. n.	6 116	6 021	2 559	2 499	3 557	3 522	91 Activities of membership organizations n.e.c.
92 Rekreativne, kulturne i sportske djelatnosti	26 883	26 596	12 557	12 511	14 326	14 085	92 Recreational, cultural and sporting activities
93 Ostale uslužne djelatnosti	5 526	5 471	1 796	1 785	3 730	3 686	93 Other service activities
P Djelatnosti kućanstava	-	-	-	-	-	-	P Activities of households
Q Izvanteritorijalne organizacije i tijela	-	-	-	-	-	-	Q Extra-territorial organizations and bodies

ZAPOSLENOST
EMPLOYMENT

6-5. ZAPOSLENI U PRAVNIM OSOBAMA PREMA NKD-u 2002. I STUPNJU STRUČNOG OBRAZOVANJA, STANJE 31. OŽUJKA 2008.
PERSONS IN PAID EMPLOYMENT IN LEGAL ENTITIES, ACCORDING TO NKD 2002. AND BY EDUCATIONAL ATTAINMENT,
SITUATION AS ON 31 MARCH 2008

	Ukupno ¹⁾ Total ¹⁾	Stupanj stručnog Educational					
		visoko University degree			više Non-university college degree	srednje Secondary school education	
		ukupno Total	doktori Doctors	magistri Masters			
Ukupno	1 164 419	198 215	7 105	7 784	91 252	549 808	7
A Poljoprivreda, lov i šumarstvo	25 168	3 115	14	117	906	9 928	2
01 Poljoprivreda, lov i usluge povezane s njima	16 104	1 641	7	41	651	6 271	3
02 Šumarstvo, sječa drva i usluge povezane s njima	9 064	1 474	7	76	255	3 657	4
B Ribarstvo	1 375	79	1	5	55	596	5
05 Ribarstvo, uzgoj riba i usluge povezane s njima	1 375	79	1	5	55	596	6
C Rudarstvo i vađenje	8 645	1 245	2	26	342	3 585	7
11 Vađenje sirove nafte i zemnog plina; uslužne djelatnosti u vezi s vađenjem nafte i plina, osim istraživanja	4 984	937	2	26	212	2 191	8
14 Vađenje ostalih ruda i kamena	3 661	308	-	-	130	1 394	9
D Prerađivačka industrija	249 772	22 138	148	770	11 065	106 276	10
15 Proizvodnja hrane i pića	42 445	3 812	19	150	1 560	19 440	11
16 Proizvodnja duhanskih proizvoda	863	113	2	3	47	432	12
17 Proizvodnja tekstila	7 853	292	1	5	381	3 647	13
18 Proizvodnja odjeće; dorada i bojenje krzna	19 378	424	-	3	718	7 604	14
19 Štavljenje i obrada kože; proizvodnja kovčega i torba, ručnih torbica, sedlarskih i remenarskih proizvoda i obuće	8 707	117	-	1	133	2 910	15
20 Prerada drva, proizvodnja proizvoda od drva i pluta, osim namještaja; proizvodnja predmeta od slame i pletarskih materijala	12 322	362	1	4	242	4 987	16
21 Proizvodnja celuloze, papira i proizvoda od papira	4 299	226	1	6	170	2 158	17
22 Izdavačka i tiskarska djelatnost te umnožavanje snimljenih zapisa	12 914	2 356	7	37	923	7 121	18
23 Proizvodnja koksa, naftnih derivata i nuklearnoga goriva	3 582	797	1	29	205	1 747	19
24 Proizvodnja kemikalija i kemijskih proizvoda	12 770	2 881	89	239	539	4 878	20
25 Proizvodnja proizvoda od gume i plastike	7 368	402	-	5	311	3 795	21
26 Proizvodnja ostalih nemetalnih mineralnih proizvoda	14 057	925	3	19	651	5 665	22
27 Proizvodnja metala	6 991	420	1	4	222	2 496	23
28 Proizvodnja proizvoda od metala, osim strojeva i opreme	25 103	1 301	-	16	1 029	11 451	24
29 Proizvodnja strojeva i uređaja, d. n.	13 762	1 168	2	19	836	5 848	25
30 Proizvodnja uredskih strojeva i računala	1 860	440	2	8	242	1 109	26
31 Proizvodnja električnih strojeva i aparata, d. n.	10 705	1 963	5	76	864	4 446	27
32 Proizvodnja radiotelevizijskih i komunikacijskih aparata i opreme	4 667	1 478	10	101	219	1 758	28
33 Proizvodnja medicinskih, preciznih i optičkih instrumenata te satova	1 790	222	-	9	108	1 047	29
34 Proizvodnja motornih vozila, prikolica i poluprikolica	3 622	282	-	5	176	1 693	30
35 Proizvodnja ostalih prijevoznih sredstava	20 081	1 505	3	25	1 082	5 421	31
36 Proizvodnja namještaja, ostala prerađivačka industrija, d. n.	12 383	497	-	4	326	5 517	32
37 Reciklaža	2 250	155	1	2	81	1 106	33
E Opskrba električnom energijom, plinom i vodom	26 647	3 052	18	126	1 860	10 475	34
40 Opskrba električnom energijom, plinom, parom i toplom vodom	16 764	2 288	17	92	1 302	7 001	35
41 Skupljanje, pročišćavanje i distribucija vode	9 883	764	1	34	558	3 474	36

1) Vidi Metodološka objašnjenja.

1) See Notes on Methodology.

obrazovanja attainment						
	niže Basic school education	VKV Highly skilled	KV Skilled	PKV Semi-skilled	NKV Unskilled	
1	40 313	23 923	134 472	31 845	94 591	Total
2	1 370	201	3 503	1 456	4 689	A Agriculture, hunting and forestry
3	1 032	168	2 194	629	3 518	01 Agriculture, hunting and related service activities
4	338	33	1 309	827	1 171	02 Forestry, logging and related service activities
5	139	23	220	76	187	B Fishing
6	139	23	220	76	187	05 Fishing, fish farming and related service activities
7	262	517	1 857	234	603	C Mining and quarrying
8	123	410	1 025	18	68	11 Extraction of crude petroleum and natural gas; service activities incidental to oil and gas extraction, excluding surveying
9	139	107	832	216	535	14 Other mining and quarrying
10	9 884	7 399	46 640	12 536	33 834	D Manufacturing
11	1 961	1 417	6 186	1 524	6 545	15 Manufacture of food products and beverages
12	140	5	81	24	21	16 Manufacture of tobacco products
13	203	81	1 097	574	1 578	17 Manufacture of textiles
14	750	353	4 350	1 687	3 492	18 Manufacture of wearing apparel; dressing and dyeing of fur
15	205	91	1 130	648	3 473	19 Tanning and dressing of leather; manufacture of luggage, handbags, saddlery, harness and footwear
16	730	127	2 296	645	2 933	20 Manufacture of wood and of products of wood and cork, except furniture; manufacture of articles of straw and plaiting materials
17	92	76	614	147	816	21 Manufacture of pulp, paper and paper products
18	484	258	984	220	568	22 Publishing, printing and reproduction of recorded media
19	73	263	338	41	118	23 Manufacture of coke, refined petroleum products and nuclear fuel
20	188	480	2 267	384	1 153	24 Manufacture of chemicals and chemical products
21	319	137	1 132	206	1 066	25 Manufacture of rubber and plastic products
22	656	317	2 802	708	2 333	26 Manufacture of other non-metallic mineral products
23	318	240	1 557	461	1 277	27 Manufacture of basic metals
24	824	779	6 156	1 027	2 536	28 Manufacture of fabricated metal products, except machinery and equipment
25	421	650	3 362	508	969	29 Manufacture of machinery and equipment n.e.c.
26	23	1	27	4	14	30 Manufacture of office machinery and computers
27	755	442	1 133	342	760	31 Manufacture of electrical machinery and apparatus n.e.c.
28	518	23	594	21	56	32 Manufacture of radio, television and communication equipment and apparatus
29	26	35	228	42	82	33 Manufacture of medical, precision and optical instruments, watches and clocks
30	122	104	717	143	385	34 Manufacture of motor vehicles, trailers and semi-trailers
31	217	1 344	6 738	2 394	1 380	35 Manufacture of other transport equipment
32	705	152	2 581	708	1 897	36 Manufacture of furniture, manufacturing n.e.c.
33	154	24	270	78	382	37 Recycling
34	785	3 113	4 810	600	1 952	E Electricity, gas and water supply
35	285	2 523	2 392	302	671	40 Electricity, gas, steam and hot water supply
36	500	590	2 418	298	1 281	41 Collection, purification and distribution of water

ZAPOSLENOST
EMPLOYMENT

6-5. ZAPOSLENI U PRAVNIM OSOBAMA PREMA NKD-u 2002. I STUPNJU STRUČNOG OBRAZOVANJA, STANJE 31. OŽUJKA 2008.
*PERSONS IN PAID EMPLOYMENT IN LEGAL ENTITIES, ACCORDING TO NKD 2002. AND BY EDUCATIONAL ATTAINMENT,
SITUATION AS ON 31 MARCH 2008*

(nastavak)
(continued)

	Ukupno ¹⁾ Total ¹⁾	Stupanj stručnog Educational					
		visoko University degree			više Non-university college degree	srednje Secondary school education	
		ukupno Total	doktori Doctors	magistri Masters			
F Građevinarstvo	95 536	5 288	6	62	4 315	36 783	1
45 Građevinarstvo	95 536	5 288	6	62	4 315	36 783	2
G Trgovina na veliko i na malo; popravak motornih vozila i motocikala te predmeta za osobnu uporabu i kućanstvo	197 648	17 734	37	259	8 718	130 728	3
50 Trgovina motornim vozilima i motociklima; održavanje i popravak motornih vozila i motocikala; trgovina na malo motornim gorivima i mazivima	18 325	1 318	-	17	856	12 691	4
51 Trgovina na veliko i posredovanje u trgovini, osim trgovine motornim vozilima i motociklima	90 580	11 242	28	178	5 083	58 545	5
52 Trgovina na malo, osim trgovine motornim vozilima i motociklima; popravak predmeta za osobnu uporabu i kućanstvo	88 743	5 174	9	64	2 779	59 492	6
H Hoteli i restorani	38 033	2 445	6	67	1 542	18 874	7
55 Hoteli i restorani	38 033	2 445	6	67	1 542	18 874	8
I Prijevoz, skladištenje i veze	76 799	8 076	23	291	6 159	41 468	9
60 Kopneni prijevoz i cjevovodni transport	27 812	1 229	8	43	1 015	14 962	10
61 Vodeni prijevoz	2 612	268	2	12	322	1 164	11
62 Zračni prijevoz	1 280	328	2	7	290	637	12
63 Prateće i pomoćne djelatnosti u prijevozu; djelatnost putničkih agencija	24 248	3 139	4	63	2 535	12 683	13
64 Pošta i telekomunikacije	20 847	3 112	7	166	1 997	12 022	14
J Financijsko posredovanje	35 705	11 354	25	369	3 763	19 552	15
65 Financijsko posredovanje, osim osiguranja i mirovinskih fondova	26 852	8 933	11	304	2 867	14 405	16
66 Osiguranje i mirovinski fondovi, osim obveznoga osiguranja	7 493	2 031	13	56	809	4 325	17
67 Pomoćne djelatnosti u financijskom posredovanju	1 360	390	1	9	87	822	18
K Poslovanje nekretninama, iznajmljivanje i poslovne usluge	79 900	22 329	1 167	881	5 459	39 239	19
70 Poslovanje nekretninama	5 256	828	2	14	379	2 785	20
71 Iznajmljivanje strojeva i opreme, bez rukovatelja i predmeta za osobnu uporabu i kućanstvo	1 891	168	-	1	114	1 359	21
72 Računalne i srodne djelatnosti	8 317	3 287	9	67	767	3 816	22
73 Istraživanje i razvoj	6 556	4 068	1 076	492	323	1 640	23
74 Ostale poslovne djelatnosti	57 880	13 978	80	307	3 876	29 639	24
L Javna uprava i obrana; obvezno socijalno osiguranje	105 636	25 838	193	987	10 447	58 909	25
75 Javna uprava i obrana; obvezno socijalno osiguranje	105 636	25 838	193	987	10 447	58 909	26
M Obrazovanje	99 987	49 719	4 365	1 910	24 486	13 658	27
80 Obrazovanje	99 987	49 719	4 365	1 910	24 486	13 658	28
N Zdravstvena zaštita i socijalna skrb	79 620	17 210	1 036	1 586	9 576	37 180	29
85 Zdravstvena zaštita i socijalna skrb	79 620	17 210	1 036	1 586	9 576	37 180	30
O Ostale društvene, socijalne i osobne uslužne djelatnosti	43 948	8 593	64	328	2 559	22 557	31
90 Uklanjanje otpadnih voda, odvoz smeća, sanitarne i slične djelatnosti	8 870	427	2	11	384	3 194	32
91 Djelatnosti članskih organizacija, d. n.	5 419	1 822	12	72	583	2 466	33
92 Rekreativne, kulturne i sportske djelatnosti	25 229	6 169	50	241	1 488	14 482	34
93 Ostale uslužne djelatnosti	4 430	175	-	4	104	2 415	35
P Djelatnosti kućanstava	-	-	-	-	-	-	36
Q Izvanteritorijalne organizacije i tijela	-	-	-	-	-	-	37

obrazovanja attainment						
niže Basic school education	VKV Highly skilled	KV Skilled	PKV Semi-skilled	NKV Unskilled		
1	4 505	2 870	21 181	5 571	15 023	F Construction
2	4 505	2 870	21 181	5 571	15 023	45 Construction
3	4 638	2 310	22 089	1 886	9 545	G Wholesale and retail trade; repair of motor vehicles, motorcycles and personal and household goods
4	338	393	2 109	81	539	50 Sale, maintenance and repair of motor vehicles and motorcycles; retail sale of automotive fuel
5	1 960	750	7 247	1 009	4 744	51 Wholesale trade and commission trade, except of motor vehicles and motorcycles
6	2 340	1 167	12 733	796	4 262	52 Retail trade, except of motor vehicles and motorcycles; repair of personal and household goods
7	1 656	1 209	6 872	1 240	4 195	H Hotels and restaurants
8	1 656	1 209	6 872	1 240	4 195	55 Hotels and restaurants
9	4 821	3 096	9 895	856	2 428	I Transport, storage and communication
10	1 066	2 076	5 943	304	1 217	60 Land transport; transport via pipelines
11	177	70	498	46	67	61 Water transport
12	6	9	8	-	2	62 Air transport
13	1 622	378	2 587	350	954	63 Supporting and auxiliary transport activities; activities of travel agencies
14	1 950	563	859	156	188	64 Post and telecommunications
15	490	75	297	12	162	J Financial intermediation
16	349	33	192	5	68	65 Financial intermediation, except insurance and pension funding
17	129	41	94	5	59	66 Insurance and pension funding, except compulsory social security
18	12	1	11	2	35	67 Activities auxiliary to financial intermediation
19	2 591	707	3 911	820	4 844	K Real estate, renting and business activities
20	226	40	457	96	445	70 Real estate activities
21	31	16	134	5	64	71 Renting of machinery and equipment without operator and of personal and household goods
22	36	36	212	36	127	72 Computer and related activities
23	154	48	190	17	116	73 Research and development
24	2 144	567	2 918	666	4 092	74 Other business activities
25	2 054	606	4 301	572	2 909	L Public administration and defence; compulsory social security
26	2 054	606	4 301	572	2 909	75 Public administration and defence; compulsory social security
27	2 416	557	2 186	684	6 281	M Education
28	2 416	557	2 186	684	6 281	80 Education
29	3 181	629	3 455	3 666	4 723	N Health and social work
30	3 181	629	3 455	3 666	4 723	85 Health and social work
31	1 521	611	3 255	1 636	3 216	O Other community, social and personal service activities
32	398	206	1 225	1 318	1 718	90 Sewage and refuse disposal, sanitation and similar activities
33	114	87	172	67	108	91 Activities of membership organizations n.e.c.
34	864	290	1 043	147	746	92 Recreational, cultural and sporting activities
35	145	28	815	104	644	93 Other service activities
36	-	-	-	-	-	P Activities of households
37	-	-	-	-	-	Q Extra-territorial organizations and bodies

6-6. ZAPOSLENE ŽENE U PRAVNIM OSOBAMA PREMA NKD-u 2002. I STUPNJU STRUČNOG OBRAZOVANJA, STANJE 31. OŽUJKA 2008.
WOMEN IN PAID EMPLOYMENT IN LEGAL ENTITIES, ACCORDING TO NKD 2002. AND BY EDUCATIONAL ATTAINMENT,
SITUATION AS ON 31 MARCH 2008

	Ukupno ¹⁾ Total ¹⁾	Stupanj stručnog Educational					
		visoko University degree			više Non-university college degree	srednje Secondary school education	
		ukupno Total	doktori Doctors	magistri Masters			
Ukupno	527 396	109 633	2 754	3 820	52 602	256 223	1
A Poljoprivreda, lov i šumarstvo	6 836	1 028	1	33	336	3 178	2
01 Poljoprivreda, lov i usluge povezane s njima	5 189	629	-	17	229	2 305	3
02 Šumarstvo, sječa drva i usluge povezane s njima	1 647	399	1	16	107	873	4
B Ribarstvo	232	26	-	2	16	141	5
05 Ribarstvo, uzgoj riba i usluge povezane s njima	232	26	-	2	16	141	6
C Rudarstvo i vađenje	1 300	380	-	7	92	619	7
11 Vađenje sirove nafte i zemnog plina; uslužne djelatnosti u vezi s vađenjem nafte i plina, osim istraživanja	803	302	-	7	64	329	8
14 Vađenje ostalih ruda i kamena	497	78	-	-	28	290	9
D Prerađivačka industrija	93 315	9 245	60	341	3 796	41 905	10
15 Proizvodnja hrane i pića	18 769	1 954	5	80	686	9 059	11
16 Proizvodnja duhanskih proizvoda	342	52	1	2	16	145	12
17 Proizvodnja tekstila	5 911	158	-	3	227	2 747	13
18 Proizvodnja odjeće; dorada i bojenje krzna	16 851	261	-	1	530	6 610	14
19 Štavljenje i obrada kože; proizvodnja kovčega i torba, ručnih torbica, sedlarskih i remenarskih proizvoda i obuće	7 020	58	-	1	78	2 309	15
20 Prerada drva, proizvodnja proizvoda od drva i pluta, osim namještaja; proizvodnja predmeta od slame i pletarskih materijala	3 722	121	-	1	92	1 619	16
21 Proizvodnja celuloze, papira i proizvoda od papira	1 314	84	-	1	59	666	17
22 Izdavačka i tiskarska djelatnost te umnožavanje snimljenih zapisa	6 282	1 369	-	21	465	3 307	18
23 Proizvodnja koksa, naftnih derivata i nuklearnoga goriva	1 140	425	-	10	89	507	19
24 Proizvodnja kemikalija i kemijskih proizvoda	5 235	1 690	51	156	218	2 164	20
25 Proizvodnja proizvoda od gume i plastike	2 127	159	-	2	100	1 140	21
26 Proizvodnja ostalih nemetalnih mineralnih proizvoda	2 963	365	1	7	182	1 422	22
27 Proizvodnja metala	1 211	143	-	1	59	566	23
28 Proizvodnja proizvoda od metala, osim strojeva i opreme	3 179	307	-	5	223	1 700	24
29 Proizvodnja strojeva i uređaja, d. n.	2 168	280	-	3	150	950	25
30 Proizvodnja uredskih strojeva i računala	432	111	-	1	55	250	26
31 Proizvodnja električnih strojeva i aparata, d. n.	3 518	466	-	11	142	1 487	27
32 Proizvodnja radiotelevizijskih i komunikacijskih aparata i opreme	2 145	398	2	27	64	841	28
33 Proizvodnja medicinskih, preciznih i optičkih instrumenata te satova	759	57	-	1	22	517	29
34 Proizvodnja motornih vozila, prikolica i poluprikolica	1 178	101	-	-	39	578	30
35 Proizvodnja ostalih prijevoznih sredstava	2 131	430	-	7	155	999	31
36 Proizvodnja namještaja, ostala prerađivačka industrija, d. n.	4 290	195	-	-	114	2 021	32
37 Reciklaža	628	61	-	-	31	301	33
E Opskrba električnom energijom, plinom i vodom	5 430	1 020	1	35	536	3 065	34
40 Opskrba električnom energijom, plinom, parom i toplom vodom	3 594	683	1	17	343	2 080	35
41 Skupljanje, pročišćavanje i distribucija vode	1 836	337	-	18	193	985	36

1) Vidi Metodološka objašnjenja.

1) See Notes on Methodology.

obrazovanja attainment						
	niže Basic school education	VKV Highly skilled	KV Skilled	PKV Semi-skilled	NKV Unskilled	
1	20 191	2 631	32 459	11 395	42 262	Total
2	521	26	353	124	1 270	A Agriculture, hunting and forestry
3	450	25	301	109	1 141	01 Agriculture, hunting and related service activities
4	71	1	52	15	129	02 Forestry, logging and related service activities
5	13	1	19	1	15	B Fishing
6	13	1	19	1	15	05 Fishing, fish farming and related service activities
7	69	2	75	12	51	C Mining and quarrying
8	48	-	38	4	18	11 Extraction of crude petroleum and natural gas; service activities incidental to oil and gas extraction, excluding surveying
9	21	2	37	8	33	14 Other mining and quarrying
10	5 196	856	10 696	4 763	16 858	D Manufacturing
11	1 087	345	1 639	671	3 328	15 Manufacture of food products and beverages
12	90	-	10	13	16	16 Manufacture of tobacco products
13	162	28	826	475	1 288	17 Manufacture of textiles
14	683	238	3 774	1 582	3 173	18 Manufacture of wearing apparel; dressing and dyeing of fur
15	171	50	867	574	2 913	19 Tanning and dressing of leather; manufacture of luggage, handbags, saddlery, harness and footwear
16	247	7	387	153	1 096	20 Manufacture of wood and of products of wood and cork, except furniture; manufacture of articles of straw and plaiting materials
17	36	1	60	77	331	21 Manufacture of pulp, paper and paper products
18	269	68	384	123	297	22 Publishing, printing and reproduction of recorded media
19	35	8	40	4	32	23 Manufacture of coke, refined petroleum products and nuclear fuel
20	107	23	343	164	526	24 Manufacture of chemicals and chemical products
21	109	10	184	32	393	25 Manufacture of rubber and plastic products
22	109	6	174	130	575	26 Manufacture of other non-metallic mineral products
23	84	4	109	29	217	27 Manufacture of basic metals
24	157	14	259	86	433	28 Manufacture of fabricated metal products, except machinery and equipment
25	272	12	118	84	302	29 Manufacture of machinery and equipment n.e.c.
26	5	-	6	4	1	30 Manufacture of office machinery and computers
27	566	17	251	129	460	31 Manufacture of electrical machinery and apparatus n.e.c.
28	446	2	338	14	42	32 Manufacture of radio, television and communication equipment and apparatus
29	16	3	79	17	48	33 Manufacture of medical, precision and optical instruments, watches and clocks
30	48	-	156	19	237	34 Manufacture of motor vehicles, trailers and semi-trailers
31	60	10	175	72	230	35 Manufacture of other transport equipment
32	402	10	487	280	781	36 Manufacture of furniture, manufacturing n.e.c.
33	35	-	30	31	139	37 Recycling
34	259	15	175	45	315	E Electricity, gas and water supply
35	162	10	104	29	183	40 Electricity, gas, steam and hot water supply
36	97	5	71	16	132	41 Collection, purification and distribution of water

ZAPOSLENOST
EMPLOYMENT

6-6. ZAPOSLENE ŽENE U PRAVNIM OSOBAMA PREMA NKD-u 2002. I STUPNJU STRUČNOG OBRAZOVANJA, STANJE 31. OŽUJKA 2008.
WOMEN IN PAID EMPLOYMENT IN LEGAL ENTITIES, ACCORDING TO NKD 2002. AND BY EDUCATIONAL ATTAINMENT,
SITUATION AS ON 31 MARCH 2008

(nastavak)
(continued)

	Ukupno ¹⁾ Total ¹⁾	Stupanj stručnog Educational					
		visoko University degree			više Non-university college degree	srednje Secondary school education	
		ukupno Total	doktori Doctors	magistri Masters			
F Građevinarstvo	10 801	1 588	-	16	1 055	6 331	1
45 Građevinarstvo	10 801	1 588	-	16	1 055	6 331	2
G Trgovina na veliko i na malo; popravak motornih vozila i motocikala te predmeta za osobnu uporabu i kućanstvo	101 999	9 209	12	109	4 010	69 497	3
50 Trgovina motornim vozilima i motociklima; održavanje i popravak motornih vozila i motocikala; trgovina na malo motornim gorivima i mazivima	4 201	526	-	5	295	2 893	4
51 Trgovina na veliko i posredovanje u trgovini, osim trgovine motornim vozilima i motociklima	38 330	5 276	9	64	2 110	25 650	5
52 Trgovina na malo, osim trgovine motornim vozilima i motociklima; popravak predmeta za osobnu uporabu i kućanstvo	59 468	3 407	3	40	1 605	40 954	6
H Hoteli i restorani	21 163	1 361	1	31	739	10 103	7
55 Hoteli i restorani	21 163	1 361	1	31	739	10 103	8
I Prijevoz, skladištenje i veze	22 548	3 612	5	107	2 366	14 338	9
60 Kopneni prijevoz i cjevovodni transport	4 992	499	2	9	338	3 312	10
61 Vodeni prijevoz	428	110	-	3	49	228	11
62 Zračni prijevoz	623	167	-	1	99	351	12
63 Prateće i pomoćne djelatnosti u prijevozu; djelatnost putničkih agencija	7 700	1 524	-	17	945	4 557	13
64 Pošta i telekomunikacije	8 805	1 312	3	77	935	5 890	14
J Financijsko posredovanje	25 192	7 086	3	193	2 680	14 809	15
65 Financijsko posredovanje, osim osiguranja i mirovinskih fondova	19 773	5 774	-	164	2 178	11 405	16
66 Osiguranje i mirovinski fondovi, osim obveznoga osiguranja	4 648	1 117	3	24	449	2 901	17
67 Pomoćne djelatnosti u financijskom posredovanju	771	195	-	5	53	503	18
K Poslovanje nekretninama, iznajmljivanje i poslovne usluge	32 877	9 959	541	357	2 267	15 261	19
70 Poslovanje nekretninama	2 215	380	1	2	157	1 356	20
71 Iznajmljivanje strojeva i opreme, bez rukovatelja i predmeta za osobnu uporabu i kućanstvo	656	78	-	-	41	461	21
72 Računalne i srodne djelatnosti	2 801	1 101	1	20	193	1 357	22
73 Istraživanje i razvoj	3 024	1 881	515	230	131	786	23
74 Ostale poslovne djelatnosti	24 181	6 519	24	105	1 745	11 301	24
L Javna uprava i obrana; obvezno socijalno osiguranje	46 344	14 318	66	446	4 603	24 087	25
75 Javna uprava i obrana; obvezno socijalno osiguranje	46 344	14 318	66	446	4 603	24 087	26
M Obrazovanje	76 037	35 080	1 612	1 056	20 879	9 810	27
80 Obrazovanje	76 037	35 080	1 612	1 056	20 879	9 810	28
N Zdravstvena zaštita i socijalna skrb	62 236	10 741	428	897	8 009	31 355	29
85 Zdravstvena zaštita i socijalna skrb	62 236	10 741	428	897	8 009	31 355	30
O Ostale društvene, socijalne i osobne uslužne djelatnosti	21 086	4 980	24	190	1 218	11 724	31
90 Uklanjanje otpadnih voda, odvoz smeća, sanitarne i slične djelatnosti	1 481	182	1	3	103	721	32
91 Djelatnosti članskih organizacija, d. n.	3 174	1 087	5	35	312	1 509	33
92 Rekreativne, kulturne i sportske djelatnosti	13 505	3 613	18	150	756	7 677	34
93 Ostale uslužne djelatnosti	2 926	98	-	2	47	1 817	35
P Djelatnosti kućanstava	-	-	-	-	-	-	36
Q Izvanteritorijalne organizacije i tijela	-	-	-	-	-	-	37

obrazovanja attainment						
	niže Basic school education	VKV Highly skilled	KV Skilled	PKV Semi-skilled	NKV Unskilled	
1	413	36	487	108	783	F Construction
2	413	36	487	108	783	45 Construction
3	2 363	730	11 341	774	4 075	G Wholesale and retail trade; repair of motor vehicles, motorcycles and personal and household goods
4	128	12	171	12	164	50 Sale, maintenance and repair of motor vehicles and motorcycles; retail sale of automotive fuel
5	806	129	2 400	303	1 656	51 Wholesale trade and commission trade, except of motor vehicles and motorcycles
6	1 429	589	8 770	459	2 255	52 Retail trade, except of motor vehicles and motorcycles; repair of personal and household goods
7	1 202	354	3 372	927	3 105	H Hotels and restaurants
8	1 202	354	3 372	927	3 105	55 Hotels and restaurants
9	830	60	536	121	685	I Transport, storage and communication
10	133	19	229	46	416	60 Land transport; transport via pipelines
11	25	-	7	1	8	61 Water transport
12	4	-	1	-	1	62 Air transport
13	234	20	207	32	181	63 Supporting and auxiliary transport activities; activities of travel agencies
14	434	21	92	42	79	64 Post and telecommunications
15	365	16	124	8	104	J Financial intermediation
16	268	6	81	3	58	65 Financial intermediation, except insurance and pension funding
17	88	10	41	4	38	66 Insurance and pension funding, except compulsory social security
18	9	-	2	1	8	67 Activities auxiliary to financial intermediation
19	1 540	116	828	299	2 607	K Real estate, renting and business activities
20	78	2	59	26	157	70 Real estate activities
21	21	1	20	2	32	71 Renting of machinery and equipment without operator and of personal and household goods
22	17	7	43	26	57	72 Computer and related activities
23	118	4	25	9	70	73 Research and development
24	1 306	102	681	236	2 291	74 Other business activities
25	1 461	30	630	221	994	L Public administration and defence; compulsory social security
26	1 461	30	630	221	994	75 Public administration and defence; compulsory social security
27	2 304	149	1 209	552	6 054	M Education
28	2 304	149	1 209	552	6 054	80 Education
29	2 821	180	1 648	3 232	4 250	N Health and social work
30	2 821	180	1 648	3 232	4 250	85 Health and social work
31	834	60	966	208	1 096	O Other community, social and personal service activities
32	95	3	62	55	260	90 Sewage and refuse disposal, sanitation and similar activities
33	84	8	41	51	82	91 Activities of membership organizations n.e.c.
34	578	44	335	65	437	92 Recreational, cultural and sporting activities
35	77	5	528	37	317	93 Other service activities
36	-	-	-	-	-	P Activities of households
37	-	-	-	-	-	Q Extra-territorial organizations and bodies

ZAPOSLENOST
EMPLOYMENT

6-7. ZAPOSLENI U PRAVNIM OSOBAMA PREMA NKD-u 2002., SPOLU I VRSTI RADNOG ODNOSA, STANJE 31. OŽUJKA 2008.
PERSONS IN PAID EMPLOYMENT IN LEGAL ENTITIES, ACCORDING TO NKD 2002., BY SEX AND KIND OF EMPLOYMENT,
SITUATION AS ON 31 MARCH 2008

	Ukupno ¹⁾ Total ¹⁾	Žene Women	Zaposleni Persons in paid employment				Pripravnici i vježbenici Trainees		Udio u ukupnom broju zaposlenih Share in total persons in paid employment			
			na neodređeno vrijeme For an unspecified period of time		na određeno vrijeme For a fixed period of time				%			
			svoga Total	žene Women	svoga Total	žene Women	svoga Total	žene Women	na neodređeno vrijeme For unspecified period of time	na određeno vrijeme For a fixed period of time	pripravnici i vježbenici Trainees	
Ukupno	1 164 419	527 396	1 000 811	446 797	153 371	74 843	10 237	5 756	85,9	13,2	0,9	Total
A Poljoprivreda, lov i šumarstvo	25 168	6 836	21 272	5 524	3 658	1 226	238	86	84,5	14,5	1,0	A Agriculture, hunting and forestry
B Ribarstvo	1 375	232	1 216	208	158	24	1	-	88,4	11,5	0,1	B Fishing
C Rudarstvo i vađenje	8 645	1 300	7 366	1 160	1 245	129	34	11	85,2	14,4	0,4	C Mining and quarrying
D Prerađivačka industrija	249 772	93 315	207 648	75 269	41 115	17 681	1 009	365	83,1	16,5	0,4	D Manufacturing
E Opskrba električnom energijom, plinom i vodom	26 647	5 430	25 673	5 263	852	133	122	34	96,3	3,2	0,5	E Electricity, gas and water supply
F Građevinarstvo	95 536	10 801	82 114	9 782	13 235	985	187	34	85,9	13,9	0,2	F Construction
G Trgovina na veliko i na malo; popravak motornih vozila i motocikala te predmeta za osobnu uporabu i kućanstvo	197 648	101 999	160 989	80 020	36 108	21 649	551	330	81,4	18,3	0,3	G Wholesale and retail trade; repair of motor vehicles, motorcycles and personal and household goods
H Hoteli i restorani	38 033	21 163	30 614	16 784	7 373	4 354	46	25	80,5	19,4	0,1	H Hotels and restaurants
I Prijevoz, skladištenje i veze	76 799	22 548	70 215	20 722	6 409	1 773	175	53	91,4	8,4	0,2	I Transport, storage and communication
J Financijsko posredovanje	35 705	25 192	32 245	22 809	2 876	2 026	584	357	90,3	8,1	1,6	J Financial intermediation
K Poslovanje nekretninama, iznajmljivanje i poslovne usluge	79 900	32 877	68 671	26 841	10 492	5 740	737	296	86,0	13,1	0,9	K Real estate, renting and business activities
L Javna uprava i obrana; obvezno socijalno osiguranje	105 636	46 344	97 692	43 073	5 538	2 097	2 406	1 174	92,5	5,2	2,3	L Public administration and defence; compulsory social security
M Obrazovanje	99 987	76 037	86 825	66 190	10 729	8 046	2 433	1 801	86,9	10,7	2,4	M Education
N Zdravstvena zaštita i socijalna skrb	79 620	62 236	70 426	55 178	7 680	5 982	1 514	1 076	88,5	9,6	1,9	N Health and social work
O Ostale društvene, socijalne i osobne uslužne djelatnosti	43 948	21 086	37 845	17 974	5 903	2 998	200	114	86,1	13,4	0,5	O Other community, social and personal service activities
P Djelatnosti kućanstava	-	-	-	-	-	-	-	-	-	-	-	P Activities of households
Q Izvanteritorijalne organizacije i tijela	-	-	-	-	-	-	-	-	-	-	-	Q Extra-territorial organizations and bodies

1) Vidi Metodološka objašnjenja.

1) See Notes on Methodology.

6-8. ZAPOSLENI U PRAVNIM OSOBAMA PREMA NKD-u 2002., SPOLU I VRSTI RADNOG VREMENA, STANJE 31. OŽUJKA 2008.
 PERSONS IN PAID EMPLOYMENT IN LEGAL ENTITIES, ACCORDING TO NKD 2002., BY SEX AND DURATION OF WORKING HOURS,
 SITUATION AS ON 31 MARCH 2008

	Ukupno ¹⁾ Total ⁿ⁾	Žene Women	Zaposleni Persons in paid employment						Udio u ukupnom broju zaposlenih Share in total persons in paid employment			
			s punim radnim vremenom Working full time		s nepunim radnim vremenom Working part time		sa skraćenim radnim vremenom Working short time		%			
			svoga Total	žene Women	svoga Total	žene Women	svoga Total	žene Women	s punim radnim vremenom Working full time	s nepunim radnim vremenom Working part time	sa skraćenim radnim vremenom Working short time	
Ukupno	1 164 419	527 396	1 143 315	513 034	19 055	12 897	2 049	1 465	98,2	1,6	0,2	Total
A Poljoprivreda, lov i šumarstvo	25 168	6 836	25 031	6 748	110	65	27	23	99,5	0,4	0,1	A Agriculture, hunting and forestry
B Ribarstvo	1 375	232	1 366	226	9	6	-	-	99,3	0,7	-	B Fishing
C Rudarstvo i vađenje	8 645	1 300	8 615	1 293	30	7	-	-	99,7	0,3	-	C Mining and quarrying
D Prerađivačka industrija	249 772	93 315	248 694	92 674	693	422	385	219	99,6	0,3	0,1	D Manufacturing
E Opskrba električnom energijom, plinom i vodom	26 647	5 430	26 580	5 386	31	21	36	23	99,8	0,1	0,1	E Electricity, gas and water supply
F Građevinarstvo	95 536	10 801	94 957	10 604	465	153	114	44	99,4	0,5	0,1	F Construction
G Trgovina na veliko i na malo; popravak motornih vozila i motocikala te predmeta za osobnu uporabu i kućanstvo	197 648	101 999	195 440	100 487	1 935	1 344	273	168	98,9	1,0	0,1	G Wholesale and retail trade; repair of motor vehicles, motorcycles and personal and household goods
H Hoteli i restorani	38 033	21 163	37 673	20 945	331	193	29	25	99,0	0,9	0,1	H Hotels and restaurants
I Prijevoz, skladištenje i veze	76 799	22 548	76 365	22 314	351	171	83	63	99,4	0,5	0,1	I Transport, storage and communication
J Financijsko posredovanje	35 705	25 192	35 347	24 922	312	229	46	41	99,0	0,9	0,1	J Financial intermediation
K Poslovanje nekretninama, iznajmljivanje i poslovne usluge	79 900	32 877	78 378	31 921	1 408	873	114	83	98,1	1,8	0,1	K Real estate, renting and business activities
L Javna uprava i obrana; obvezno socijalno osiguranje	105 636	46 344	105 176	45 949	209	174	251	221	99,6	0,2	0,2	L Public administration and defence; compulsory social security
M Obrazovanje	99 987	76 037	87 786	67 421	11 936	8 390	265	226	87,8	11,9	0,3	M Education
N Zdravstvena zaštita i socijalna skrb	79 620	62 236	78 572	61 432	671	506	377	298	98,7	0,8	0,5	N Health and social work
O Ostale društvene, socijalne i osobne uslužne djelatnosti	43 948	21 086	43 335	20 712	564	343	49	31	98,6	1,3	0,1	O Other community, social and personal service activities
P Djelatnosti kućanstava	-	-	-	-	-	-	-	-	-	-	-	P Activities of households
Q Izvanteritorijalne organizacije i tijela	-	-	-	-	-	-	-	-	-	-	-	Q Extra-territorial organizations and bodies

1) Vidi Metodološka objašnjenja.

1) See Notes on Methodology.

ZAPOSLENOST
EMPLOYMENT

6-9. ZAPOSLENI U PRAVNIM OSOBAMA PREMA NKD-u 2002. I STAROSTI, STANJE 31. OŽUJKA 2008.

PERSONS IN PAID EMPLOYMENT IN LEGAL ENTITIES, ACCORDING TO NKD 2002. AND BY AGE, SITUATION AS ON 31 MARCH 2008

	Ukupno ¹⁾ Total ¹⁾	Godine starosti Age											
		do 18 Up to 18	19 – 24	25 – 29	30 – 34	35 – 39	40 – 44	45 – 49	50 – 54	55 – 59	60 – 64	65 i više 65 and over	
Ukupno	1 164 419	1 190	82 615	155 293	168 898	161 825	166 048	166 459	142 309	88 124	28 441	3 217	Total
A Poljoprivreda, lov i šumarstvo	25 168	12	1 168	2 403	2 880	3 071	4 463	4 744	3 772	2 063	567	25	A Agriculture, hunting and forestry
B Ribarstvo	1 375	1	91	180	215	206	215	167	160	112	28	-	B Fishing
C Rudarstvo i vađenje	8 645	11	582	1 025	948	895	1 144	1 381	1 387	1 012	237	23	C Mining and quarrying
D Prerađivačka industrija	249 772	377	20 689	31 373	33 383	32 410	37 191	38 729	32 932	18 953	3 507	228	D Manufacturing
E Opskrba električnom energijom, plinom i vodom	26 647	10	740	1 687	2 975	3 113	3 834	4 680	4 814	3 723	1 050	21	E Electricity, gas and water supply
F Građevinarstvo	95 536	197	10 319	14 206	13 526	11 800	12 308	12 461	11 493	7 231	1 816	179	F Construction
G Trgovina na veliko i na malo; popravak motornih vozila i motocikala te predmeta za osobnu uporabu i kućanstvo	197 648	341	21 995	37 166	35 168	28 712	24 920	21 629	17 576	8 176	1 749	216	G Wholesale and retail trade; repair of motor vehicles, motorcycles and personal and household goods
H Hoteli i restorani	38 033	106	3 624	5 133	4 560	4 198	5 256	5 885	5 677	2 902	634	58	H Hotels and restaurants
I Prijevoz, skladištenje i veze	76 799	21	3 238	7 783	10 843	11 285	11 842	12 386	10 837	6 828	1 668	68	I Transport, storage and communication
J Financijsko posredovanje	35 705	5	1 569	5 663	6 215	5 428	4 267	4 976	4 757	2 374	424	27	J Financial intermediation
K Poslovanje nekretninama, iznajmljivanje i poslovne usluge	79 900	71	5 874	13 626	13 804	11 026	9 570	9 417	8 545	5 567	1 984	416	K Real estate, renting and business activities
L Javna uprava i obrana; obvezno socijalno osiguranje	105 636	4	3 711	8 783	15 383	21 603	18 689	15 519	11 647	7 010	2 888	399	L Public administration and defence; compulsory social security
M Obrazovanje	99 987	5	1 817	11 536	13 100	12 576	14 114	14 925	12 735	11 142	6 987	1 050	M Education
N Zdravstvena zaštita i socijalna skrb	79 620	8	3 999	8 546	9 316	9 518	12 510	14 002	10 836	7 279	3 281	325	N Health and social work
O Ostale društvene, socijalne i osobne uslužne djelatnosti	43 948	21	3 199	6 183	6 582	5 984	5 725	5 558	5 141	3 752	1 621	182	O Other community, social and personal service activities
P Djelatnosti kućanstava	-	-	-	-	-	-	-	-	-	-	-	-	P Activities of households
Q Izvanteritorijalne organizacije i tijela	-	-	-	-	-	-	-	-	-	-	-	-	Q Extra-territorial organizations and bodies

1) Vidi Metodološka objašnjenja.

1) See Notes on Methodology.

6-10. ZAPOSLENE ŽENE U PRAVNIM OSOBAMA PREMA NKD-u 2002. I STAROSTI, STANJE 31. OŽUJKA 2008.
 WOMEN IN PAID EMPLOYMENT IN LEGAL ENTITIES, ACCORDING TO NKD 2002. AND BY AGE, SITUATION AS ON 31 MARCH 2008

	Ukupno ¹⁾ Total ⁿ⁾	Godine starosti Age											
		do 18 Up to 18	19 – 24	25 – 29	30 – 34	35 – 39	40 – 44	45 – 49	50 – 54	55 – 59	60 – 64	65 i više 65 and over	
Ukupno	527 396	366	32 030	70 753	77 849	75 516	80 348	82 310	65 167	31 676	10 497	884	Total
A Poljoprivreda, lov i šumarstvo	6 836	3	300	664	844	884	1 232	1 452	990	386	80	1	A Agriculture, hunting and forestry
B Ribarstvo	232	-	10	28	33	35	46	43	29	6	2	-	B Fishing
C Rudarstvo i vađenje	1 300	2	52	156	176	150	193	211	232	97	30	1	C Mining and quarrying
D Prerađivačka industrija	93 315	95	6 161	11 038	12 861	14 275	16 834	16 288	11 672	3 642	432	17	D Manufacturing
E Opskrba električnom energijom, plinom i vodom	5 430	2	74	315	548	604	875	1 183	1 141	568	119	1	E Electricity, gas and water supply
F Građevinarstvo	10 801	3	720	1 618	1 696	1 463	1 584	1 702	1 384	519	105	7	F Construction
G Trgovina na veliko i na malo; popravak motornih vozila i motocikala te predmeta za osobnu uporabu i kućanstvo	101 999	150	11 194	19 129	18 170	15 381	13 593	12 235	9 202	2 540	364	41	G Wholesale and retail trade; repair of motor vehicles, motorcycles and personal and household goods
H Hoteli i restorani	21 163	51	1 723	2 597	2 417	2 472	3 354	3 784	3 345	1 226	185	9	H Hotels and restaurants
I Prijevoz, skladištenje i veze	22 548	4	947	2 667	3 728	3 605	3 464	3 642	2 949	1 299	234	9	I Transport, storage and communication
J Financijsko posredovanje	25 192	3	1 143	3 894	4 261	3 866	3 143	3 803	3 587	1 340	147	5	J Financial intermediation
K Poslovanje nekretninama, iznajmljivanje i poslovne usluge	32 877	31	2 060	5 711	5 875	4 700	4 346	4 260	3 649	1 713	475	57	K Real estate, renting and business activities
L Javna uprava i obrana; obvezno socijalno osiguranje	46 344	1	1 162	3 656	6 427	7 662	7 551	8 049	6 597	3 777	1 334	128	L Public administration and defence; compulsory social security
M Obrazovanje	76 037	5	1 435	9 110	10 209	10 062	11 379	11 761	9 492	7 779	4 388	417	M Education
N Zdravstvena zaštita i socijalna skrb	62 236	3	3 041	6 724	7 375	7 532	10 059	11 260	8 600	5 401	2 091	150	N Health and social work
O Ostale društvene, socijalne i osobne uslužne djelatnosti	21 086	13	2 008	3 446	3 229	2 825	2 695	2 637	2 298	1 383	511	41	O Other community, social and personal service activities
P Djelatnosti kućanstava	-	-	-	-	-	-	-	-	-	-	-	-	P Activities of households
Q Izvanteritorijalne organizacije i tijela	-	-	-	-	-	-	-	-	-	-	-	-	Q Extra-territorial organizations and bodies

1) Vidi Metodološka objašnjenja.

1) See Notes on Methodology.

ZAPOSLENOST
EMPLOYMENT

6-11. SATI RADA ZAPOSLENIH U PRAVNIM OSOBAMA PREMA NKD-u 2002., GODIŠNJI PROSJEK 2007.

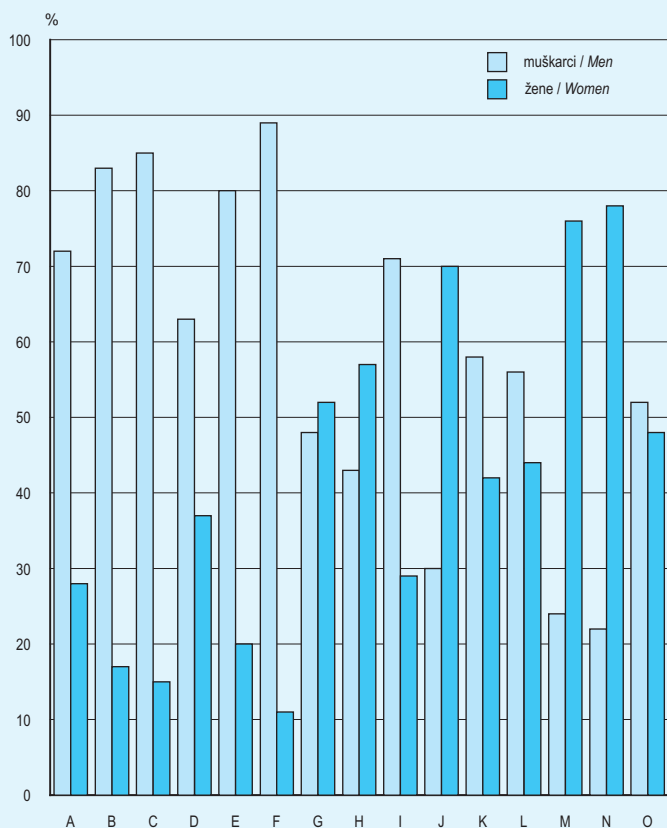
WORKING HOURS OF PERSONS IN PAID EMPLOYMENT IN LEGAL ENTITIES, ACCORDING TO NKD 2002., 2007 ANNUAL AVERAGE

	Ukupan broj sati po zaposlenome <i>Total number of hours per person in paid employment</i>	Izvršeni sati rada <i>Hours actually worked</i>	Neizvršeni sati rada <i>Hours not actually worked</i>		Neplaćeni sati rada <i>Non-paid working hours</i>	Prekovremeni sati rada <i>Overtime working hours</i>	
			plaćeni u pravnoj osobi zaposlenika <i>Paid in the employee's legal entity</i>	plaćeni izvan pravne osobe <i>Paid out of a legal entity</i>			
Ukupno	2 081	1 688	275	84	1	33	<i>Total</i>
A Poljoprivreda, lov i šumarstvo	2 078	1 652	308	97	1	20	<i>A Agriculture, hunting and forestry</i>
B Ribarstvo	2 073	1 757	226	64	-	26	<i>B Fishing</i>
C Rudarstvo i vađenje	2 090	1 690	304	46	14	36	<i>C Mining and quarrying</i>
D Prerađivačka industrija	2 118	1 672	294	92	2	58	<i>D Manufacturing</i>
E Opskrba električnom energijom, plinom i vodom	2 114	1 665	361	66	1	21	<i>E Electricity, gas and water supply</i>
F Građevinarstvo	2 112	1 740	258	58	1	55	<i>F Construction</i>
G Trgovina na veliko i na malo; popravak motornih vozila i motocikala te predmeta za osobnu uporabu i kućanstvo	2 051	1 728	218	91	1	13	<i>G Wholesale and retail trade; repair of motor vehicles, motorcycles and personal and household goods</i>
H Hoteli i restorani	2 102	1 739	264	71	0	28	<i>H Hotels and restaurants</i>
I Prijevoz, skladištenje i veze	2 125	1 686	310	81	1	47	<i>I Transport, storage and communication</i>
J Financijsko posredovanje	2 051	1 652	295	96	0	8	<i>J Financial intermediation</i>
K Poslovanje nekretninama, iznajmljivanje i poslovne usluge	2 086	1 761	230	56	0	39	<i>K Real estate, renting and business activities</i>
L Javna uprava i obrana; obvezno socijalno osiguranje	2 057	1 637	296	88	1	35	<i>L Public administration and defence; compulsory social security</i>
M Obrazovanje	1 998	1 635	275	74	1	13	<i>M Education</i>
N Zdravstvena zaštita i socijalna skrb	2 082	1 641	310	118	1	12	<i>N Health and social work</i>
O Ostale društvene, socijalne i osobne uslužne djelatnosti	2 073	1 698	271	79	1	24	<i>O Other community, social and personal service activities</i>
P Djelatnosti kućanstava	-	-	-	-	-	-	<i>P Activities of households</i>
Q Izvanteritorijalne organizacije i tijela	-	-	-	-	-	-	<i>Q Extra-territorial organizations and bodies</i>

6-12. SATI RADA ZAPOSLENIH U PRAVNIM OSOBAMA PREMA NKD-u 2002., MJESEČNI PROSJEK 2007.
WORKING HOURS OF PERSONS IN PAID EMPLOYMENT IN LEGAL ENTITIES, ACCORDING TO NKD 2002., 2007 MONTHLY AVERAGE

	Ukupan broj sati po zaposlenome <i>Total number of hours per person in paid employment</i>	Izvršeni sati rada <i>Hours actually worked</i>	Neizvršeni sati rada <i>Hours not actually worked</i>		Neplaćeni sati rada <i>Non-paid working hours</i>	Prekovremeni sati rada <i>Overtime working hours</i>	
			plaćeni u pravnoj osobi zaposlenika <i>Paid in the employee's legal entity</i>	plaćeni izvan pravne osobe <i>Paid out of a legal entity</i>			
Ukupno	173	140	23	7	0	3	<i>Total</i>
A Poljoprivreda, lov i šumarstvo	173	137	26	8	0	2	<i>A Agriculture, hunting and forestry</i>
B Ribarstvo	173	147	19	5	-	2	<i>B Fishing</i>
C Rudarstvo i vađenje	174	141	25	4	1	3	<i>C Mining and quarrying</i>
D Prerađivačka industrija	177	139	25	8	0	5	<i>D Manufacturing</i>
E Opskrba električnom energijom, plinom i vodom	176	139	30	5	0	2	<i>E Electricity, gas and water supply</i>
F Građevinarstvo	176	145	21	5	0	5	<i>F Construction</i>
G Trgovina na veliko i na malo; popravak motornih vozila i motocikala te predmeta za osobnu uporabu i kućanstvo	171	144	18	8	0	1	<i>G Wholesale and retail trade; repair of motor vehicles, motorcycles and personal and household goods</i>
H Hoteli i restorani	175	145	22	6	0	2	<i>H Hotels and restaurants</i>
I Prijevoz, skladištenje i veze	177	140	26	7	0	4	<i>I Transport, storage and communication</i>
J Financijsko posredovanje	171	138	24	8	0	1	<i>J Financial intermediation</i>
K Poslovanje nekretninama, iznajmljivanje i poslovne usluge	174	147	19	5	0	3	<i>K Real estate, renting and business activities</i>
L Javna uprava i obrana; obvezno socijalno osiguranje	171	136	25	7	0	3	<i>L Public administration and defence; compulsory social security</i>
M Obrazovanje	167	137	23	6	0	1	<i>M Education</i>
N Zdravstvena zaštita i socijalna skrb	174	137	26	10	0	1	<i>N Health and social work</i>
O Ostale društvene, socijalne i osobne uslužne djelatnosti	173	141	23	7	0	2	<i>O Other community, social and personal service activities</i>
P Djelatnosti kućanstava	-	-	-	-	-	-	<i>P Activities of households</i>
Q Izvanteritorijalne organizacije i tijela	-	-	-	-	-	-	<i>Q Extra-territorial organizations and bodies</i>

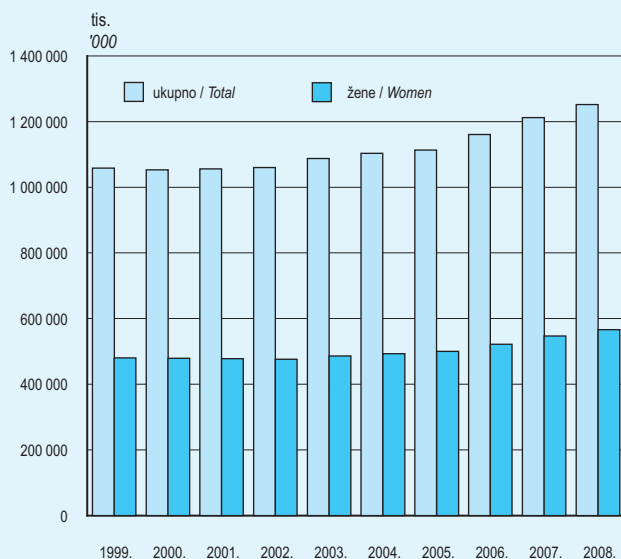
G 6-1. ODNOS ZAPOSLENIH PREMA SPOLU UNUTAR PODRUČJA DJELATNOSTI NKD-a 2002., PROSJEK 2008.
PERSONS IN EMPLOYMENT RATIO WITHIN NKD 2002. ACTIVITIES, BY SEX, 2008



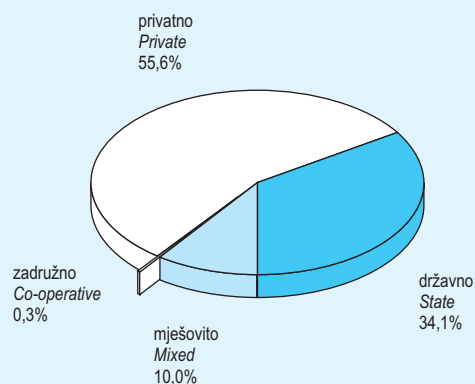
područja NKD-a 2002.
NKD 2002. sections

- A Poljoprivreda, lov i šumarstvo
Agriculture, hunting and forestry
- B Ribarstvo
Fishing
- C Rudarstvo i vađenje
Mining and quarrying
- D Prerađivačka industrija
Manufacturing
- E Opskrba električnom energijom, plinom i vodom
Electricity, gas and water supply
- F Građevinarstvo
Construction
- G Trgovina na veliko i malo; popravak motornih vozila te predmeta za osobnu uporabu i kućanstvo
Wholesale and retail trade; repair of motor vehicles, motorcycles and personal household goods
- H Hoteli i restorani
Hotels and restaurants
- I Prijevoz, skladištenje i veze
Transport
- J Financijsko posredovanje
Financial intermediation
- K Poslovanje nekretninama, iznajmljivanje i poslovne usluge
Real estate, renting and business activities
- L Javna uprava i obrana; obvezno socijalno osiguranje
Public administration and defence; compulsory social security
- M Obrazovanje
Education
- N Zdravstvena zaštita i socijalna skrb
Health and social work
- O Ostale društvene, socijalne i osobne uslužne djelatnosti
Other community, social and personal service activities

G 6-2. ZAPOSLENI U PRAVNIM OSOBAMA PREMA SPOLU OD 1999. DO 2008.
PERSONS IN PAID EMPLOYMENT IN LEGAL ENTITIES, BY SEX, 1999 – 2008



G 6-3. STRUKTURA ZAPOSLENIH U PRAVNIM OSOBAMA PO OBLICIMA VLASNIŠTVA, STANJE 31. OŽUJKA 2008.
STRUCTURE OF PERSONS EMPLOYED IN LEGAL ENTITIES, BY TYPE OF OWNERSHIP, SITUATION AS ON 31 MARCH 2008



6-13. RADNO SPOSOBNO STANOVNIŠTVO PREMA AKTIVNOSTI I DOBI
 WORKING AGE POPULATION, BY ACTIVITY AND AGE GROUPS

 u tis.
 000

	Radno sposobno stanovništvo Working age population			Aktivno stanovništvo Labour force			Zaposleni Persons in employment			Nezaposleni Unemployed persons			Neaktivno stanovništvo (15+) Inactive population (15+)		
	2006.	2007.	2008.	2006.	2007.	2008.	2006.	2007.	2008.	2006.	2007.	2008.	2006.	2007.	2008.
Ukupno/ Total	3 639	3 657	3 680	1 785	1 785	1 785	1 586	1 614	1 636	199	171	149	1 854	1 872	1 895
15 – 24	537	532	522	190	184	181	135	140	141	55	44	40	347	348	341
25 – 49	1 331	1 300	1 279	1 101	1 094	1 077	991	999	998	110	95	79	230	206	202
50 – 64	885	917	941	433	461	475	400	429	445	34	32	(30)	452	456	466
65 i više 65 and over	885	909	938	61	47	52	60	47	52	.	.	.	825	861	886
15 – 64	2 754	2 749	2 742	1 724	1 738	1 733	1 526	1 568	1 584	199	170	149	1 029	1 011	1 009

6-14. STOPE AKTIVNOSTI I STOPE ZAPOSLENOSTI STANOVNIŠTVA PREMA DOBI I SPOLU
 ACTIVITY RATES AND EMPLOYMENT/POPULATION RATIO, BY AGE AND SEX

%

	Ukupno/ Total			Muškarci/ Men			Žene/ Women		
	2006.	2007.	2008.	2006.	2007.	2008.	2006.	2007.	2008.
Stope aktivnosti Activity rates									
Ukupno/ Total	49,1	48,8	48,5	56,1	57,1	56,2	42,8	41,5	41,7
15 – 24	35,4	34,5	34,7	38,9	39,1	40,7	31,6	29,5	28,2
25 – 49	82,7	84,1	84,2	86,5	88,6	88,3	79,0	79,8	80,2
50 – 64	48,9	50,2	50,5	59,7	62,8	61,7	39,2	38,4	40,0
65 i više 65 and over	6,8	5,2	5,5	8,4	6,4	(6,4)	5,8	4,5	(5,0)
15 – 64	62,6	63,2	63,2	68,5	70,1	70,0	56,9	56,5	56,6
Stope zaposlenosti Employment/population ratio									
Ukupno/ Total	43,6	44,1	44,4	50,6	52,3	52,2	37,4	36,9	37,5
15 – 24	25,2	26,2	27,1	28,3	30,9	33,2	21,8	21,1	20,5
25 – 49	74,5	76,9	78,0	79,5	82,5	83,5	69,5	71,3	72,6
50 – 64	45,1	46,8	47,3	55,4	58,4	58,0	35,8	35,8	37,4
65 i više 65 and over	6,8	5,2	5,5	8,3	6,2	(6,3)	5,8	4,5	(5,0)
15 – 64	55,4	57,0	57,8	61,5	64,2	65,0	49,4	50,0	50,7

6-15. NEZAPOSLENI PREMA DOBI I SPOLU
 UNEMPLOYED PERSONS, BY AGE AND SEX

	Ukupno/ Total						Muškarci/ Men						Žene/ Women					
	u tis./ 000			%			u tis./ 000			%			u tis./ 000			%		
	2006.	2007.	2008.	2006.	2007.	2008.	2006.	2007.	2008.	2006.	2007.	2008.	2006.	2007.	2008.	2006.	2007.	2008.
Ukupno/ Total	199	171	149	100,0	100,0	100,0	94	82	68	100,0	100,0	100,0	104	89	81	100,0	100,0	100,0
15 – 24	55	44	40	27,6	25,8	26,6	30	23	(20)	31,3	27,8	(29,9)	25	21	(19)	24,2	23,9	(23,9)
25 – 49	110	95	79	55,5	55,4	53,3	47	39	(30)	49,6	47,7	(44,8)	63	56	49	60,8	62,4	60,3
50 – 64	34	32	(30)	16,9	18,5	(19,9)	18	19	(17)	19,1	23,8	(24,9)	16	12	((13))	15,0	13,7	((15,8))
65 i više 65 and over
15 – 64	199	170	149	100,0	99,7	99,8	94	81	68	100,0	99,3	99,6	104	89	81	100,0	100,0	100,0

6-16. STOPE NEZAPOSLENOSTI PREMA DOBI I SPOLU
 UNEMPLOYMENT RATES, BY AGE AND SEX

%

	Ukupno/ Total			Muškarci/ Men			Žene/ Women		
	2006.	2007.	2008.	2006.	2007.	2008.	2006.	2007.	2008.
Ukupno/ Total	11,1	9,6	8,4	9,8	8,3	7,0	12,7	11,1	10,0
15 – 24	28,9	24,0	22,0	27,1	20,9	(18,5)	31,1	28,5	(27,2)
25 – 49	10,0	8,7	7,4	8,2	6,8	(5,4)	12,0	10,6	9,5
50 – 64	7,8	6,9	(6,3)	7,2	7,0	(6,0)	8,6	6,7	((6,6))
65 i više 65 and over
15 – 64	11,5	9,8	8,6	10,1	8,5	7,1	13,2	11,4	10,4
Administrativni izvori Administrative sources	16,6	14,9	13,2	12,6	11,0	9,5	21,0	19,1	17,4

6-17. ZAPOSLENI PREMA SEKTORU VLASNIŠTVA, POLOŽAJU U ZAPOSLENJU I SPOLU
PERSONS IN EMPLOYMENT, BY SECTOR OF OWNERSHIP, STATUS IN EMPLOYMENT AND SEX

u tis.
000

	Ukupno <i>Total</i>			Muškarci <i>Men</i>			Žene <i>Women</i>			
	2006.	2007.	2008.	2006.	2007.	2008.	2006.	2007.	2008.	
Ukupno <i>All sectors</i>										
Zaposleni	1 586	1 614	1 636	868	897	905	718	717	731	<i>Persons in employment</i>
Zaposlenici	1 222	1 266	1 282	656	694	700	566	572	582	<i>Persons in paid employment</i>
Samozaposleni	329	312	318	202	194	196	127	118	122	<i>Self-employed persons</i>
Pomažući članovi	35	37	36	9	10	(9)	26	27	(27)	<i>Unpaid family workers</i>
Privatni sektor <i>Private sector</i>										
Zaposleni	1 089	1 110	1 154	620	636	660	468	474	494	<i>Persons in employment</i>
Zaposlenici	724	761	800	408	432	455	316	329	346	<i>Persons in paid employment</i>
Samozaposleni	329	312	318	202	194	196	127	118	122	<i>Self-employed persons</i>
Rade sami	249	225	230	145	128	131	104	97	99	<i>Without employees</i>
Zapošljavaju radnike	80	87	88	58	66	65	23	21	(23)	<i>With employees</i>
Pomažući članovi	35	37	36	9	10	(9)	26	27	(27)	<i>Unpaid family workers</i>
Državni sektor i sektor u pretvorbi <i>Sector of state ownership and sector in transition</i>										
Zaposlenici	498	505	482	248	262	245	250	243	236	<i>Persons in paid employment</i>
Državni sektor	486	494	472	240	255	239	246	239	233	<i>State sector</i>
Sektor u pretvorbi	11	10	((10))	8	7	((6))	4	4	.	<i>Sector in transition</i>

6-18. STRUKTURA RADNO SPOSOBNOG STANOVNIŠTVA PREMA ŠKOLSKOJ SPREMI I SPOLU
DISTRIBUTION OF WORKING AGE POPULATION, BY EDUCATIONAL ATTAINMENT AND SEX

%

	Radno sposobno stanovništvo <i>Working age population</i>									
	radna snaga <i>Labour force</i>						neaktivni <i>Inactive population</i>			
	zaposleni <i>Persons in employment</i>			nezaposleni <i>Unemployed persons</i>						
	2006.	2007.	2008.	2006.	2007.	2008.	2006.	2007.	2008.	
Ukupno	100,0	100,0	100,0	100,0	100,0	100,0	100,0	100,0	100,0	<i>Total</i>
Nezavršena osnovna škola	3,9	3,2	3,5	((3,2))	((2,4))	.	20,3	19,1	17,5	<i>Uncompleted elementary school</i>
Osnovna škola	15,1	14,8	14,7	17,9	18,0	((18,2))	35,4	35,8	35,6	<i>Basic school (8 years)</i>
1 – 3-godišnja srednja škola za zanimanja	32,5	32,7	32,7	38,3	36,8	37,5	18,1	18,3	19,0	<i>1 to 3-year vocational secondary school</i>
4-godišnja srednja škola za zanimanja	26,0	26,7	26,6	26,8	26,7	27,1	12,8	13,8	13,9	<i>4-year vocational secondary school</i>
Gimnazija	3,4	3,5	3,1	((4,1))	((4,2))	((4,2))	6,4	6,4	6,8	<i>Grammar school</i>
Viša škola	6,9	7,3	7,2	((4,2))	((5,4))	((5,1))	3,4	3,4	3,6	<i>2-year non-university degree</i>
Fakultet, akademija, magisterij, doktorat	12,2	11,8	12,2	(5,5)	(6,5)	((5,7))	3,6	3,2	3,6	<i>University and postgraduate degree</i>
Žene										<i>Women</i>
Ukupno	100,0	100,0	100,0	100,0	100,0	100,0	100,0	100,0	100,0	<i>Total</i>
Nezavršena osnovna škola	4,8	(4,2)	(4,1)	.	.	.	25,1	23,4	21,8	<i>Uncompleted elementary school</i>
Osnovna škola	16,6	16,5	16,6	17,8	18,4	((17,4))	38,8	38,8	38,7	<i>Basic school (8 years)</i>
1 – 3-godišnja srednja škola za zanimanja	22,0	22,1	22,3	32,7	31,8	(34,7)	11,9	12,6	12,7	<i>1 to 3-year vocational secondary school</i>
4-godišnja srednja škola za zanimanja	29,2	30,6	30,1	30,9	29,6	(29,3)	12,4	13,1	13,4	<i>4-year vocational secondary school</i>
Gimnazija	4,7	(4,9)	(4,1)	((5,1))	((5,3))	((5,7))	6,7	7,3	7,9	<i>Grammar school</i>
Viša škola	8,4	8,1	8,1	((5,1))	((5,1))	((5,1))	2,7	2,7	(3,0)	<i>2-year non-university degree</i>
Fakultet, akademija, magisterij, doktorat	14,3	13,6	14,7	((6,5))	((7,6))	((5,8))	(2,4)	(2,1)	(2,5)	<i>University and postgraduate degree</i>

6-19. STRUKTURA ZAPOSLENIH PO PODRUČJIMA NKD-a 2002. I SEKTORU VLASNIŠTVA
DISTRIBUTION OF PERSONS IN EMPLOYMENT, ACCORDING TO NKD 2002. AND BY SECTOR OF OWNERSHIP

	Ukupno Total			Državni sektor i sektor u pretvorbi State sector and sector in transition			Privatni sektor Private sector			Total ¹⁾
	2006.	2007.	2008.	2006.	2007.	2008.	2006.	2007.	2008.	
	Ukupno ¹⁾	100,0	100,0	100,0	100,0	100,0	100,0	100,0	100,0	
Pojoprivreda, lov i šumarstvo	14,0	12,8	13,2	(3,1)	(3,0)	(3,3)	19,0	17,2	17,4	Agriculture, hunting and forestry
Ribarstvo	((0,2))	((0,2))	((0,3))	-	-	-	((0,3))	((0,3))	((0,4))	Fishing
Rudarstvo i vađenje	((0,5))	((0,6))	((0,5))	((0,7))	((0,9))	((0,9))	((0,4))	((0,4))	((0,5))	Mining and quarrying
Prerađivačka industrija	19,0	19,3	19,3	10,8	10,1	9,6	22,8	23,5	23,4	Manufacturing
Opskrba električnom energijom, plinom i vodom	1,4	1,8	(1,7)	4,4	5,1	(5,4)	.	.	.	Electricity, gas and water supply
Građevinarstvo	8,4	8,8	8,9	(3,6)	(3,2)	((3,0))	10,6	11,4	11,3	Construction
Trgovina na veliko i malo; popravak motornih vozila i motocikla te predmeta za osobnu uporabu i kućanstvo	14,7	14,2	15,0	((2,1))	(2,2)	((1,6))	20,5	19,7	20,6	Wholesale and retail trade; repair of motor vehicles, motorcycles and personal and household goods
Hoteli i restorani	5,7	5,9	5,4	(2,2)	(2,4)	((1,7))	7,2	7,5	7,0	Hotels and restaurants
Prijevoz, skladištenje i veze	6,6	7,1	6,7	10,9	12,1	11,6	4,6	4,8	4,6	Transport, storage and communication
Financijsko posredovanje	2,4	2,3	(2,1)	(2,6)	((1,8))	((1,3))	(2,4)	(2,5)	(2,4)	Financial intermediation
Poslovanje nekretninama, iznajmljivanje i poslovne usluge	5,1	5,2	5,1	(2,4)	(2,5)	((2,5))	6,3	6,4	6,1	Real estate, renting and business activities
Javna uprava i obrana; obvezno socijalno osiguranje	6,2	5,8	5,8	19,8	18,5	19,4	-	.	.	Public administration and defence; compulsory social security
Obrazovanje	5,8	5,5	5,6	17,3	16,5	17,8	((0,6))	((0,5))	((0,5))	Education
Zdravstvena zaštita i socijalna skrb	5,3	5,6	5,6	13,5	14,7	15,2	(1,6)	(1,5)	(1,6)	Health and social work
Ostale društvene, socijalne i osobne uslužne djelatnosti	4,1	4,4	4,3	6,4	6,9	(6,5)	3,1	3,3	(3,4)	Other community, social and personal service activities
Privatna kućanstva sa zaposlenim osobljem	((0,3))	((0,3))	((0,3))	-	-	-	((0,4))	((0,5))	((0,5))	Private households with employed persons
Izvanteritorijalne organizacije i tijela	Extra-territorial organizations and bodies

1) Zbog nepouzdatih procjena podataka označenih s "." zbroj podataka nižih razina ne daje "ukupno".

1) Due to unreliable estimates of the data marked by "." data at lower levels do not add up to the total.

6-20. STRUKTURA ZAPOSLENIH PO GLAVNIM RODOVIMA ZANIMANJA I SPOLU
DISTRIBUTION OF PERSONS IN EMPLOYMENT, BY MAJOR GROUPS OF OCCUPATION AND SEX

	Ukupno Total			Muškarci Men			Žene Women			Total ¹⁾
	2006.	2007.	2008.	2006.	2007.	2008.	2006.	2007.	2008.	
	Ukupno ¹⁾	100,0	100,0	100,0	100,0	100,0	100,0	100,0	100,0	
Čelnici i članovi zakonodavnih tijela, čelnici i dužnosnici državnih tijela, direktori	5,3	5,1	5,3	7,2	7,2	7,0	(3,0)	(2,4)	(3,1)	Legislators, senior officials and managers
Stručnjaci i znanstvenici	9,5	9,3	9,8	7,4	7,5	7,9	12,1	11,5	12,3	Professionals
Inženjeri, tehničari i srodna zanimanja	14,7	14,5	15,0	14,3	13,6	14,0	15,3	15,7	16,1	Technicians and associate professionals
Uredski i šalterski službenici	11,1	12,2	11,8	5,3	6,5	6,6	18,2	19,3	18,2	Clerks
Uslužna i trgovačka zanimanja	15,0	14,6	14,4	10,9	10,4	10,5	20,0	20,0	19,2	Service workers, and shop and market sales workers
Pojoprivredni, lovno-uzgojni, šumski radnici i ribari	12,3	11,4	11,8	11,0	9,8	10,1	13,9	13,3	13,8	Skilled agricultural and fishery workers
Zanimanja u obrtu i pojedinačnoj proizvodnji	12,9	14,0	13,5	21,8	23,2	22,4	(2,2)	(2,4)	(2,4)	Craft and related trades workers
Rukovatelji strojevima, vozilima i sastavljači proizvoda	10,7	10,4	10,2	14,5	14,3	14,0	6,1	5,5	5,6	Plant and machine operators and assemblers
Jednostavna zanimanja	7,6	7,8	7,7	6,4	6,1	6,6	9,0	9,9	9,2	Elementary occupations
Vojna zanimanja	(0,7)	(0,7)	((0,5))	(1,2)	(1,2)	((0,9))	.	.	.	Armed forces
Nepoznato	Other

1) Zbog nepouzdatih procjena podataka označenih s "." zbroj podataka nižih razina ne daje "ukupno".

1) Due to unreliable estimates of the data marked by "." data at lower levels do not add up to the total.

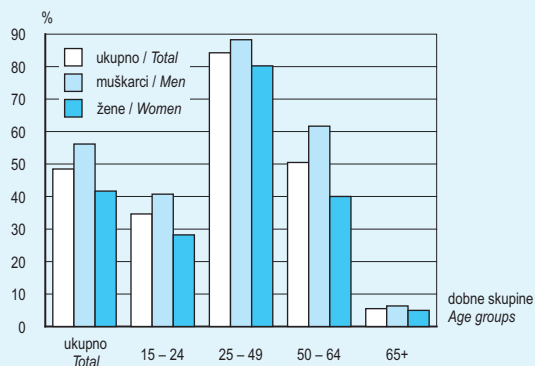
ZNAKOVI:

. podatak je različit od nule, ali se ne objavljuje jer je procjena vrlo neprecizna.
(()) neprecizna procjena
() manje precizna procjena

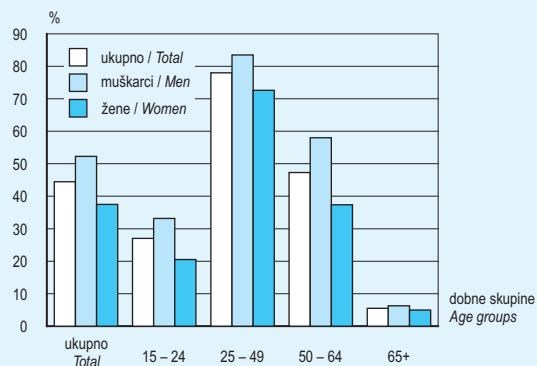
SYMBOLS:

. Not zero, but not presented because of an extremely inaccurate estimation
(()) Inaccurate estimation
() Less accurate estimation

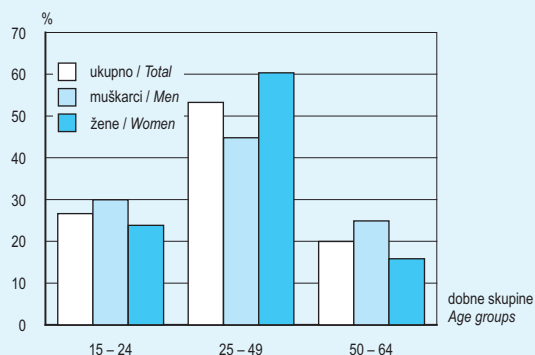
G 6-4. STOPE AKTIVNOSTI STANOVNIŠTVA PREMA DOBI I SPOLU U 2008.
ACTIVITY RATES, BY AGE AND SEX, 2008



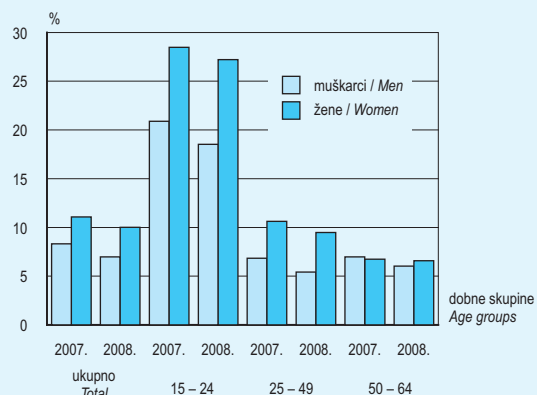
G 6-5. STOPE ZAPOSLENOSTI STANOVNIŠTVA PREMA DOBI I SPOLU U 2008.
EMPLOYMENT/POPULATION RATIO, BY AGE AND SEX, 2008



G 6-6. STRUKTURA NEZAPOSLENIH PREMA DOBI I SPOLU U 2008.
STRUCTURE OF UNEMPLOYED PERSONS, BY AGE AND SEX, 2008



G 6-7. STOPE NEZAPOSLENOSTI PREMA DOBI I SPOLU U 2007. I 2008.
UNEMPLOYMENT RATES, BY AGE AND SEX, 2007 AND 2008



G 6-8. ZAPOSLENI PREMA POLOŽAJU U ZAPOSLENJU U 2008.
PERSONS IN EMPLOYMENT, BY STATUS IN EMPLOYMENT, 2008

