

24. UGOSTITELJSTVO

METODOLOŠKA OBJAŠNJENJA

Izvori i metode prikupljanja podataka

Izvori podataka o ugostiteljstvu su redovita statistička istraživanja: Tromjesečni izvještaj ugostiteljstva za pravne osobe (UG-11), Tromjesečni izvještaj ugostiteljstva za obrtnike (UG-11/OBRT) i Mjesečni izvještaj o dolascima i noćenjima turista (TU-11).

Tromjesečni izvještaj ugostiteljstva za pravne osobe (UG-11) provodi se izvještajnom metodom te obuhvaća sve poslovne subjekte (pravne osobe i dijelove pravnih osoba koji obavljaju ugostiteljsku djelatnost).

Tromjesečni izvještaj ugostiteljstva za obrtnike (UG-11/OBRT) provodi se izvještajnom metodom i obuhvaća obrtnike koji se bave ugostiteljskom djelatnošću.

Mjesečni izvještaj o dolascima i noćenjima turista (TU-11) provodi se izvještajnom metodom i obuhvaća sve poslovne subjekte (pravne osobe i obrtnike) koji obavljaju ugostiteljsku djelatnost pružanja usluga smještaja turistima te kućanstva koja iznajmljuju smještaj turistima.

U tablici 24-2. iskazani su smještajni kapaciteti (broj soba, apartmana, mjesta za kampiranje, vezova i postelja) za sve ugostiteljske objekte koji pružaju usluge smještaja turistima. Izvor podataka jest Mjesečni izvještaj o dolascima i noćenjima turista (TU-11). Obuhvaćene su pravne osobe (uključujući luke nautičkog turizma), obrtnici i kućanstva.

Obuhvat i usporedivost

Tromjesečnim izvještajem ugostiteljstva za pravne osobe (UG-11) obuhvaćene su sve pravne osobe i dijelovi pravnih osoba koji obavljaju ugostiteljsku djelatnost.

Tromjesečni izvještaj ugostiteljstva za obrtnike (UG-11/OBRT) provodi se metodom uzorka. Okvir za uzorak jest datoteka obveznika poreza na dohodak Porezne uprave. Obuhvaćeni su obrtnici izabrani metodom slučajnog izbora koji su u datoteci obveznika poreza na dohodak registrirani u djelatnosti ugostiteljstva. Za razdoblje od 1996. do 1998. podaci se nisu prikupljali izvještajnom metodom, nego su se obrađivali godišnje iz datoteke obveznika poreza na dohodak.

U tablici 24-1. za razdoblje od 1989. do 1997. iskazani su zbirni podaci za sve ugostiteljske poslovne subjekte, pravne osobe i obrtnike. Od 1998. posebno su iskazani podaci za pravne osobe, a posebno za obrtnike.

Definicije

Ugostiteljska djelatnost jest djelatnost pripremanja hrane i pružanja usluga prehrane, pripremanja i usluživanja pića i napitaka te pružanja smještajnih usluga (Zakon o ugostiteljskoj djelatnosti; NN, br.138/06.). Prema Nacionalnoj klasifikaciji djelatnosti 2002., to su sve djelatnosti iz područja H Hoteli i restorani (osim djelatnosti studentskih i učeničkih domova i ostaloga neturističkog smještaja, koji se također razvrstavaju u područje H). U skladu s definicijom ugostiteljske djelatnosti obuhvaćene su i djelatnosti pružanja smještajnih usluga turistima koje se obavljaju u kupališnim i klimatskim lječilištima (koja su razvrstana u razred 85.11 po NKD-u 2002.). Smještajne usluge koje se pružaju u lukama nautičkog turizma prate se redovitim Mjesečnim izvještajem o dolascima i noćenjima turista (TU-11) te posebnim statističkim istraživanjem (TU-18) i iskazane su u poglavlju Turizam ovog ljetopisa.

Ugostiteljskim objektom smatra se ugostiteljska poslovna jedinica koja u poslovnom, građevinskom i funkcionalnom pogledu čini cjelinu ili u okviru šire građevinske cjeline ima izdvojeni prostor i potrebnu funkcionalnost. Ugostiteljski objekti s obzirom na vrste ugostiteljskih usluga koje se u njima pružaju mogu biti:

- smještajni objekti – objekti u kojima se pružaju usluge smještaja, prehrane, pića, napitaka i slastica

HOTELS AND RESTAURANTS

NOTES ON METHODOLOGY

Sources and methods of data collection

The source of data on hotels and restaurants are regular statistical reports: the Quarterly Report on Hotels and Restaurants for Legal Entities (UG-11 form), Quarterly Report on Hotels and Restaurants for Tradesmen (UG-11/OBRT form) and Monthly Report on Tourist Arrivals and Tourist Nights (TU-11 form).

The Quarterly Report on Hotels and Restaurants for Legal Entities (UG-11 form) is carried out by using the reporting method and covers all legal entities and parts thereof engaged in the hotel and restaurant activity.

The Quarterly Report on Hotels and Restaurants for Tradesmen (UG-11/OBRT form) is conducted by using the reporting method and includes natural persons (tradesmen) engaged in hotel and restaurant activities.

The Monthly Report on Tourist Arrivals and Tourist Nights (TU-11 form) is conducted by using the reporting method and covers all business entities (legal entities and tradesmen) engaged in the hotel and restaurant activity of providing accommodation for tourists as well as households that render accommodation services to tourists.

The table 24-2 presents accommodation capacities (number of rooms, suites, camping sites, moorings and beds) for all hotel and restaurant facilities that provide accommodation for tourists. The data source is the Monthly Report on Tourist Arrivals and Tourist Nights (TU-11 form). Legal entities (including nautical ports), tradesmen and households are included in the Report.

Coverage and comparability

The Quarterly Report on Hotels and Restaurants for Legal Entities (UG-11 form) presents data on all legal entities and parts thereof engaged in the hotel and restaurant activity.

The Quarterly Report on Hotels and Restaurants for Tradesmen (UG-11/OBRT form) is conducted by using the sampling method. The Tax Administration Office data base of income tax payers serves as a sampling frame. It includes tradesmen selected by the random choice method registered in the data base as income tax payers in the hotel and restaurant activity. In the period from 1996 to 1998, data were not collected by the reporting method, but were annually processed from the data base of income tax payers.

The table 24-1 presents the summary data on all business entities, legal entities and tradesmen engaged in the hotel and restaurant activity in the period from 1989 to 1997. Since 1998 data on legal entities and data on tradesmen have been presented separately.

Definitions

Hotel and restaurant activity includes food preparation and other food provision services, preparation and serving of beverages and accommodation services (the Hotel and Restaurant Activity Act, NN, Nos.138/06). According to the NKD 2002., this covers all activities classified in section H Hotels and Restaurants (excluding student and pupils' dormitories and other non-tourist accommodation, which are also classified in section H). In line with the definition of the hotel and restaurant activity, this also includes accommodation services to tourists in spas and health resorts (classified under the NKD 2002..class 85.11). Accommodation services in nautical ports are surveyed by the regular Monthly Report on Tourist Arrivals and Tourist Nights (TU-11 form) as well as by a separate statistical survey (TU-18 form) and are presented in the Tourism chapter.

Hotel and restaurant facility is a business unit in the hotel and restaurant activity, which forms a whole in the business, construction and functional sense or which functions like one within a bigger construction unit. Depending on the type of services they provide, hotel and restaurant facilities are categorized in the following categories:

- accommodation facilities – facilities providing accommodation services, food, drinks, beverages and confectionery

UGOSTITELJSTVO HOTELS AND RESTAURANTS

- ugostiteljski objekti – objekti u kojima se pružaju usluge prehrane, pića, napitaka i slastica
- catering objekti – objekti u kojima se pripremaju jela, slastice, pića i napici za konzumiranje na drugome mjestu sa ili bez usluživanja.

(Zakon o ugostiteljskoj djelatnosti, NN, br. 138/06.)

Prema Pravilniku o razvrstavanju, minimalnim uvjetima i kategorizaciji ugostiteljskih objekata (NN, br. 88/07., 05/08., 49/08. i 75/08.), od 2002. provodi se prekategorizacija ugostiteljskih objekata na nove vrste i kategorije.

Pod **poslovnim jedinicama** kod pravnih osoba podrazumijeva se broj ugostiteljskih objekata, a kod ugostitelja obrtnika podrazumijeva se broj ugostiteljskih radnji.

Postelje u ugostiteljskim objektima za smještaj obuhvaćaju stalne i pomoćne postelje sa stanjem 31. kolovoza. Broj stalnih postelja obuhvaća broj postelja koje su redovito pripremljene za iznajmljivanje gostima. Broj pomoćnih postelja obuhvaća broj postelja koje se prema potrebi pripremaju za iznajmljivanje gostima i rezervne postelje kojima se smještajni kapaciteti dopunjuju u sezoni.

Broj zaposlenih prema metodologiji obuhvaća sve osobe koje stvarno rade u ugostiteljskoj poslovnoj jedinici bilo na neodređeno bilo na određeno vrijeme uključujući vlasnike. Kod poslovnih subjekata koji su prema pretežnoj djelatnosti registrirani u području H NKD-a 2002. uključuju se i zaposleni u upravi poslovnog subjekta i u pomoćnim službama.

Promet u ugostiteljstvu obuhvaća vrijednost obavljenih ugostiteljskih usluga – posluživanja hranom i pićima, usluga smještaja i ostalih usluga koje se uobičajeno pružaju uz osnovne ugostiteljske usluge bez obzira na to jesu li naplaćene. U promet je uključen porez na dodanu vrijednost.

Promet kod ugostitelja obrtnika za razdoblje od 1996. do 1998. čini ukupna osnovica za oporezivanje porezom na promet proizvoda i usluga, odnosno ukupne isporuke s porezom na dodanu vrijednost od 1999. nadalje.

Broj sjedala za stolovima i šankovima obuhvaća sjedala u zatvorenim prostorijama, na terasama i drugim mjestima na kojima se pružaju ugostiteljske usluge.

STATISTIČKE PUBLIKACIJE

Statistička izvješća

41 R,O; 68 R; 96 R,O; 117 R,O; 152 R,O; 153 R,O; 178 R,O; 211 R,O; 248 R,O; 288 R,O; 299 R,O; 319 R,O; 331 R,O; 365 R,O; 401 R,O; 440 R,O; 478 R,O; 504 R,ZO,O; 520 R, ZO,O; 559 R,ZO,O; 599 R,ZO,O; 627 R,ZO,O; 663 R,ZO,O; 693 R,ZO,O; 703 R,ZO,O; 740 R,ZO,O; 783 R,ZO,O; 821 R,O; 855 R,O; 907 R,O; 939 R,Ž,G,O; 967 R,Ž,G,O; 999 R,Ž,G,O; 1026 R,Ž; 1054 R,Ž; 1077 R,Ž; 1103 R,Ž; 1133 R,Ž; 1161 R,Ž; 1194 R,Ž; 1227 R,Ž; 1263 R,Ž; 1295 R,Ž; 1324 R,Ž; 1352 R,Ž; 1379 R,Ž.

Studije i analize

6. Jaroslav Navratil:
Razvoj ugostiteljstva i turizma u kotaru Karlovac od godine 1953 – 1958.

R = Republika Hrvatska
ZO = zajednice općina
Ž = županije
G = gradovi
O = općine

– *hotel and restaurant facilities – facilities serving food, drinks, beverages and confectionery*

– *catering facilities – facilities preparing food, confectionery, drinks and beverages to be consumed elsewhere, with or without serving.*

(The Hotel and Restaurant Activity Act, NN, No. 138/06).

Since 2002, the re-categorisation of hotel and restaurant facilities to new types and categories has been done according to the Regulation on Classification, Minimal Conditions and Categorisation of Hotel and Restaurant Facilities (NN, Nos. 88/07, 05/08, 49/08 and 75/08).

Business units include the number of hotel and restaurant facilities when legal entities are concerned and the number of private hotel and restaurant units when tradesmen are concerned.

Beds in accommodation facilities include permanent and temporary beds, with the situation as on 31 August. The number of permanent beds includes beds permanently ready for renting. The number of temporary beds includes beds prepared according to needs and demand, as well as beds extending the accommodation capacity during the full season.

According to the methodology, the number of persons in employment includes all persons employed for fixed or unspecified period, including owners. Business entities registered in the NKD 2002..section H according to their prevailing activity also include persons employed in administration and supporting services.

Turnover in hotel and restaurant activity includes the value of provided goods and non-goods services – food and drinks, accommodation and other services accompanying basic hotel and restaurant services, irrespective of the fact whether the services have been paid for. VAT has been included in the turnover.

Turnover for the period from 1996 to 1998, when tradesmen are concerned, has included the total basis imposed as a tax on the turnover of goods and services, that is, the total delivery, VAT included, since 1999.

Number of seats at tables and bars comprises restaurant seats and seats on terraces and other places where hotel and restaurant services are available.

STATISTICAL PUBLICATIONS

Statistical Reports

41 R,M; 68 R; 96 R,M; 117 R,M; 152 R,M; 153 R,M; 178 R,M; 211 R,M; 248 R,M; 288 R,M; 299 R,M; 319 R,M; 331 R,M; 365 R,M; 401 R,M; 440 R,M; 478 R,M; 504 R,AM,M; 520 R, AM,M; 559 R,AM,M; 599 R,AM,M; 627 R,AM,M; 663 R,AM,M; 693 R,AM,M; 703 R,AM,M; 740 R,AM,M; 783 R,AM,M; 821 R, M; 855 R,M; 907 R,M; 939 R,C,T,M; 967 R,C,T,M; 999 R,C,T,M; 1026 R,C; 1054 R,C; 1077 R,C; 1103 R,C; 1133 R,C; 1161 R,C; 1194 R,C; 1227 R,C; 1263 R,C; 1295 R,C; 1324 R,C; 1352 R,C; 1379 R,C.

Studies and analyses

6. Jaroslav Navratil:
Hotels and Restaurants and Tourism Development in Karlovac District, 1953 – 1958

R = the Republic of Croatia
AM = Regional Associations of Municipalities
C = Counties
T = Towns
M = Municipalities

24-1. UGOSTITELJSTVO
 HOTELS AND RESTAURANTS

	Poslovne jedinice <i>Business units</i>	Zaposleni <i>Persons in employment</i>	Sjedala <i>Seats</i>	Promet, tis. kuna <i>Turnover, thousand kuna</i>	Verižni indeks fizičkog obujma prometa ¹⁾ <i>Turnover, total volume chain index¹⁾</i>	
1989.	13 745	108 026	1 122 429	3 203	64,6	1989
1990.	14 598	98 586	1 122 897	22 146	103,5	1990
1991.	13 506	66 975	930 915	20 608	38,4	1991
1992.	12 889	50 768	766 853	160 759	87,4	1992
1993.	13 545	51 174	767 644	2 247 518	86,7	1993
1994.	13 764	53 915	806 461	6 027 545	139,0	1994
1995.	13 725	51 440	767 577	5 308 852	85,0	1995
1996.	14 305	54 824	775 396	6 284 585	100,3	1996
1997.	15 106	65 000	802 212	7 431 845	116,4	1997
1998.						1998
Ukupno	14 338	65 563	792 948	7 447 874	97,3	Total
Poslovne jedinice ugostitelja – pravnih osoba	2 199	43 609	438 891	4 798 017		<i>Business units of legal entities engaged in hotel and restaurant activity</i>
Poslovne jedinice ugostitelja obrtnika	12 139	21 954	354 057	2 649 857		<i>Business units of tradesmen</i>
1999.						1999
Ukupno	13 825	66 778	852 208	7 117 142	93,9	Total
Poslovne jedinice ugostitelja – pravnih osoba	2 419	40 849	431 533	4 682 363		<i>Business units of legal entities engaged in hotel and restaurant activity</i>
Poslovne jedinice ugostitelja obrtnika	11 406	25 929	420 675	2 434 779		<i>Business units of tradesmen</i>
2000.						2000
Ukupno	14 042	73 771	882 909	8 579 144	118,3	Total
Poslovne jedinice ugostitelja – pravnih osoba	2 513	43 248	435 373	5 798 094		<i>Business units of legal entities engaged in hotel and restaurant activity</i>
Poslovne jedinice ugostitelja obrtnika	11 529	30 523	447 536	2 781 050		<i>Business units of tradesmen</i>
2001.						2001
Ukupno	13 588	73 672	852 794	9 380 527	101,6	Total
Poslovne jedinice ugostitelja – pravnih osoba	2 398	43 908	422 755	6 541 073		<i>Business units of legal entities engaged in hotel and restaurant activity</i>
Poslovne jedinice ugostitelja obrtnika	11 190	29 764	430 039	2 839 454		<i>Business units of tradesmen</i>
2002.						2002
Ukupno	15 963	80 957	901 781	10 582 956	109,6	Total
Poslovne jedinice ugostitelja – pravnih osoba	2 881	45 409	419 695	7 340 897		<i>Business units of legal entities engaged in hotel and restaurant activity</i>
Poslovne jedinice ugostitelja obrtnika	13 082	35 548	482 086	3 242 059		<i>Business units of tradesmen</i>
2003.						2003
Ukupno	15 639	81 175	913 054	11 432 645	101,8	Total
Poslovne jedinice ugostitelja – pravnih osoba	2 914	45 697	424 759	8 003 810		<i>Business units of legal entities engaged in hotel and restaurant activity</i>
Poslovne jedinice ugostitelja obrtnika	12 725	35 478	488 295	3 428 835		<i>Business units of tradesmen</i>
2004.						2004
Ukupno	16 370	83 504	959 632	12 199 083	102,9	Total
Poslovne jedinice ugostitelja – pravnih osoba	3 006	46 202	426 111	8 462 548		<i>Business units of legal entities engaged in hotel and restaurant activity</i>
Poslovne jedinice ugostitelja obrtnika	13 364	37 302	533 521	3 736 535		<i>Business units of tradesmen</i>
2005.						2005
Ukupno	15 649	82 628	929 980	13 026 704	100,2	Total
Poslovne jedinice ugostitelja – pravnih osoba	2 877	46 205	421 252	9 200 316		<i>Business units of legal entities engaged in hotel and restaurant activity</i>
Poslovne jedinice ugostitelja obrtnika	12 772	36 423	508 728	3 826 388		<i>Business units of tradesmen</i>
2006.						2006
Ukupno	15 083	84 327	920 604	13 837 343	102,9	Total
Poslovne jedinice ugostitelja – pravnih osoba	2 900	48 334	420 285	9 856 773		<i>Business units of legal entities engaged in hotel and restaurant activity</i>
Poslovne jedinice ugostitelja obrtnika	12 183	35 993	500 319	3 980 570		<i>Business units of tradesmen</i>
2007.						2007
Ukupno	16 963	90 274	1 023 880	15 816 948	111,7	Total
Poslovne jedinice ugostitelja – pravnih osoba	3 268	50 169	440 749	11 065 540		<i>Business units of legal entities engaged in hotel and restaurant activity</i>
Poslovne jedinice ugostitelja obrtnika	13 695	40 105	583 131	4 751 408		<i>Business units of tradesmen</i>
2008.						2008
Ukupno	17 104	91 430	1 008 901	16 707 774	99,4	Total
Poslovne jedinice ugostitelja – pravnih osoba	3 341	51 220	437 775	11 673 922		<i>Business units of legal entities engaged in hotel and restaurant activity</i>
Poslovne jedinice ugostitelja obrtnika	13 763	40 210	571 126	5 033 852		<i>Business units of tradesmen</i>

1) Verižni indeks fizičkog obujma izračunan je iz indeksa vrijednosti ukupnog prometa u ugostiteljstvu koji je deflacioniran indeksom cijena ugostiteljskih usluga.

1) The total volume chain index was calculated from the total turnover value index in the hotel and restaurant activity, deflated by the price index of hotel and restaurant services.

24-2. SMJEŠTAJNI KAPACITETI U UGOSTITELJSTVU, STANJE 31. KOLOVOZA¹⁾
ACCOMMODATION CAPACITIES IN HOTEL AND RESTAURANT ACTIVITY, SITUATION AS ON 31 AUGUST¹⁾

	2004.	2005.	2006.	2007.	2008.	
			Sobe²⁾			
			<i>Rooms²⁾</i>			
Ukupno	299 669	312 751	319 716	326 792	332 060	Total
			Prema vrstama turističkih mjesta			
			<i>According to types of tourist resorts</i>			
Zagreb	4 392	4 361	4 650	4 927	5 472	Zagreb
Kupališna mjesta	1 954	1 942	2 046	2 060	2 126	Bathing resorts
Primorska mjesta	283 011	295 178	301 123	305 801	309 705	Seaside resorts
Planinska mjesta	2 629	2 651	2 748	2 975	3 032	Mountain resorts
Ostala turistička mjesta	1 418	1 765	1 691	1 975	2 160	Other tourist resorts
Neturistička mjesta	6 265	6 854	7 458	9 054	9 565	Non-tourist resorts
			Prema vrstama ugostiteljskih objekata			
			<i>According to types of accommodation facilities</i>			
Hoteli, vile i aparthoteli	51 872	52 873	51 894	53 022	54 128	Hotels, villas and all-suite hotels
Turistička naselja ³⁾	19 817	19 642	18 269	16 957	14 746	Tourist resorts ³⁾
Turistički apartmani ⁴⁾	2 076	2 144	3 616	3 839	4 125	Tourist apartments ⁴⁾
Pansioni	801	776	1 355	1 531	2 116	Boarding houses
Guest house	59	113	665	715	865	Guest houses
Moteli	450	344	153	23	16	Motels
Kampovi i kampirališta	69 239	68 991	71 746	72 219	70 689	Camping sites and small camps
Prenočišta	744	886	1 187	1 213	1 028	Overnight accommodations
Odmarališta	3 248	3 185	2 968	3 064	2 752	Vacation facilities
Hosteli	921	1 079	1 165	1 131	1 068	Hostels
Gostionice	161	180	182	172	133	Inns
Lječilišta	1 114	1 114	1 115	1 317	1 347	Health establishments
Brodске kabine	524	524	524	524	524	Vessel cabins
Spavači i kušet-vagoni	234	234	234	234	234	Sleeping and couchette cars
Luke nautičkog turizma ⁵⁾	14 857	14 874	15 694	15 705	15 689	Nautical ports ⁵⁾
Nekategorizirani objekti	4 570	4 252	2 685	2 029	2 078	Uncategorised facilities
Ostalo ⁶⁾	3 565	4 003	5 662	6 764	8 599	Other ⁶⁾
Kućanstva – sobe, apartmani, kuće za odmor, seljačka kućanstva	122 353	134 475	137 295	143 055	148 392	Households – private rooms, apartments, summer houses and rural households
Kućanstva – kamp-jedinice u kampovima	3 064	3 062	3 307	3 278	3 531	Households – camping units on camping sites
			Postelje			
			<i>Beds</i>			
Ukupno ⁷⁾	871 178	909 210	925 882	944 076	968 610	Total ⁷⁾
			Prema vrstama turističkih mjesta			
			<i>According to types of tourist resorts</i>			
Zagreb	8 927	9 080	9 387	9 911	10 977	Zagreb
Kupališna mjesta	3 494	3 433	3 833	3 881	4 124	Bathing resorts
Primorska mjesta	829 708	865 206	878 968	890 358	911 420	Seaside resorts
Planinska mjesta	7 892	7 972	8 158	8 839	9 018	Mountain resorts
Ostala turistička mjesta	3 208	3 848	3 808	4 432	4 835	Other tourist resorts
Neturistička mjesta	17 949	19 671	21 728	26 655	28 236	Non-tourist resorts
			Prema vrstama ugostiteljskih objekata			
			<i>According to types of accommodation facilities</i>			
Hoteli, vile i aparthoteli	114 022	115 815	113 455	115 794	117 902	Hotels, villas and all-suite hotels
Turistička naselja ³⁾	61 862	61 991	55 488	52 460	47 664	Tourist resorts ³⁾
Turistički apartmani ⁴⁾	7 847	8 125	13 564	14 522	15 101	Tourist apartments ⁴⁾
Pansioni	2 005	1 910	3 331	3 818	5 261	Boarding houses
Guest house	195	332	1 423	1 580	2 019	Guest houses
Moteli	1 044	799	378	59	39	Motels
Kampovi i kampirališta	208 310	208 008	215 106	214 482	213 646	Camping sites and small camps
Prenočišta	1 557	1 831	2 414	2 441	2 160	Overnight accommodations
Odmarališta	10 915	11 124	10 655	11 055	9 985	Vacation facilities
Hosteli	3 954	4 667	5 016	4 972	4 761	Hostels
Gostionice	369	419	412	412	319	Inns
Lječilišta	2 278	2 258	2 277	2 535	2 631	Health establishments
Brodске kabine	1 792	1 792	1 792	1 492	1 792	Vessel cabins
Spavači i kušet-vagoni	1 120	1 120	1 120	1 120	1 120	Sleeping and couchette cars
Luke nautičkog turizma	58 905	58 045	61 998	62 089	62 177	Nautical ports
Ostalo ⁶⁾	9 458	10 640	16 005	23 458	23 700	Other ⁶⁾
Nekategorizirani objekti	10 899	10 266	6 300	4 508	4 702	Uncategorised facilities
Kućanstva – sobe, apartmani, kuće za odmor, seljačka kućanstva	365 304	400 752	404 949	421 754	442 839	Households – private rooms, apartments, summer houses and rural households
Kućanstva – kamp-jedinice u kampovima	9 342	9 316	10 199	10 033	10 792	Households – camping units on camping sites

1) Vidi Metodološka objašnjenja.

2) Od 2003. iskazuju se sobe i apartmani te vezovi, a od 2004. i mjesta za kampiranje.

3) Hotelska naselja, hotelsko-apartmanska naselja, apartmanska naselja i turistička naselja

4) Apartmani i turistički apartmani

5) Broj vezova

6) Sobe, apartman, studio-apartman, kuće za odmor, robinzonski smještaj, planinarski domovi, lovački domovi, učenički i studentski domovi. U 2004. i 2005. iz grupe Ostalo izdvojena je vrsta ugostiteljskog objekta, pod nazivom guest house.

7) Stalne i pomoćne postelje

1) See Notes on Methodology.

2) Rooms, apartments and moorings have been presented since 2003 and camping sites since 2004.

3) Hotel resorts, hotel-apartment resorts, apartment resorts, tourist resorts

4) Apartments, tourist apartments

5) Number of moorings

6) Rooms, suites, studio-type suites, summer houses, Robinson accommodation, mountain refuges, hunting lodges, pupils' and student dormitories. In 2004 and 2005, the category of guest house accommodation was excluded from facilities under the heading Other.

7) Permanent and temporary beds

24-3. UGOSTITELJSTVO – PRAVNE OSOBE PREMA NKD-u 2002. U 2008.
 HOTEL AND RESTAURANT ACTIVITIES – LEGAL ENTITIES, ACCORDING TO NKD 2002., 2008

	Poslovni subjekti Number of business entities	Zaposleni Persons in paid employment	Sjedala Seats	Promet, tis. kuna Turnover, thousand kuna	
Ukupno	2 196	51 220	437 775	11 673 922	Total
H Hoteli i restorani	2 190	50 679	434 853	11 612 839	H Hotels and restaurants
55.1 Hoteli	482	33 950	286 686	8 465 019	55.1 Hotels
55.2 Kampovi i druge vrste smještaja za kraći boravak	413	3 136	22 719	616 199	55.2 Camping sites and other provision of short-stay accommodation
55.21 Omladinski hoteli i planinarski domovi	16	300	2 465	53 815	55.21 Youth hostels and mountain refuges
55.22 Kampovi	61	1 139	7 359	332 386	55.22 Camping sites, including caravan sites
55.23.1 Ostali smještaj za boravak turista	336	1 697	12 895	229 998	55.23.1 Other provision of lodging for tourists
55.3 Restorani	447	5 806	47 462	1 285 766	55.3 Restaurants
55.4 Barovi	788	5 362	60 630	937 227	55.4 Bars
55.5 Kantine i opskrbljivanje pripremljenom hranom	60	2 425	17 356	328 628	55.5 Canteens and catering
85.11 Lječilišta	6	541	2 922	61 083	85.11 Health institutions

24-4. PROMET U UGOSTITELJSTVU – PRAVNE OSOBE PREMA NKD-u 2002. I VRSTAMA USLUGA U 2008.
 TURNOVER IN HOTEL AND RESTAURANT ACTIVITY – LEGAL ENTITIES, ACCORDING TO NKD 2002. AND TYPES OF SERVICES, 2008

 u tis. kuna
 Thousand kuna

	Ukupno Total	Alkoholna i bezalkoholna pića Alcoholic and non-alcoholic beverages	Hrana i napici Food and beverages	Smještaj Accommodation	Ostalo Other	
Ukupno	11 673 922	1 536 940	3 413 045	6 175 910	548 027	Total
H Hoteli i restorani	11 612 839	1 533 531	3 397 910	6 139 106	542 292	H Hotels and restaurants
55.1 Hoteli	8 465 019	714 322	1 790 180	5 518 886	441 631	55.1 Hotels
55.2 Kampovi i druge vrste smještaja za kraći boravak	616 199	58 543	98 418	428 967	30 271	55.2 Camping sites and other provision of short-stay accommodation
55.21 Omladinski hoteli i planinarski domovi	53 815	3 678	8 023	36 098	6 016	55.21 Youth hostels and mountain refuges
55.22 Kampovi	332 386	19 304	30 549	264 971	17 562	55.22 Camping sites, including caravan sites
55.23.1 Ostali smještaj za boravak turista	229 998	35 561	59 846	127 898	6 693	55.23.1 Other provision of lodging for tourists
55.3 Restorani	1 265 766	324 188	792 965	116 383	32 230	55.3 Restaurants
55.4 Barovi	937 227	389 230	455 361	60 602	32 034	55.4 Bars
55.5 Kantine i opskrbljivanje pripremljenom hranom	328 628	47 248	260 986	14 268	6 126	55.5 Canteens and catering
85.11 Lječilišta	61 083	3 409	15 135	36 804	5 735	85.11 Health institutions

24-5. ZAPOSLENI U UGOSTITELJSTVU – PRAVNE OSOBE, STANJE 31. KOLOVOZA

PERSONS IN PAID EMPLOYMENT IN HOTEL AND RESTAURANT ACTIVITY – LEGAL ENTITIES, SITUATION AS ON 31 AUGUST

	2004.	2005.	2006.	2007.	2008.	
Ukupno	46 202	46 205	48 334	50 169	51 220	Total
Hoteli, vile i aparthoteli	18 673	19 277	20 681	20 722	21 758	Hotels, villas and all-suite hotels
Turistička naselja ¹⁾	3 691	3 781	3 792	3 635	3 218	Tourist resorts ¹⁾
Turistički apartmani ²⁾	253	212	487	571	630	Tourist apartments ²⁾
Pansioni	189	187	365	435	445	Boarding houses
Guest house	19	55	196	205	266	Guest houses
Moteli	304	232	68	16	15	Motels
Kampovi i kampirališta	2 275	2 209	2 334	2 444	2 508	Camping sites and small camps
Prenočišta	178	205	296	277	289	Overnight accommodations
Hosteli	255	275	356	335	326	Hostels
Lječilišta	372	451	364	511	508	Health establishments
Ostali ugostiteljski objekti za smještaj ³⁾	2 843	2 710	2 225	2 594	2 880	Other accommodation facilities ³⁾
Gostionice	217	235	206	171	132	Inns
Restorani	3 635	3 854	3 855	4 237	4 358	Restaurants
Pizzerije	446	422	443	558	572	Pizzerias
Bistroi	590	547	496	646	631	Bistros
Slastičarnice	144	126	153	192	142	Pastry shops
Objekti brze prehrane	472	507	581	699	789	Fast food facilities
Café barovi	2 347	2 362	2 377	2 770	2 690	Cafes
Pivnice	105	139	145	139	118	Beer halls
Buffeti	687	618	565	502	476	Buffets
Kantine	1 549	1 217	1 474	1 497	1 447	Canteens
Pripremnice obroka	140	166	115	161	219	Catering
Ostale ugostiteljske poslovne jedinice ⁴⁾	1 366	1 078	1 139	1 465	1 383	Other hotel and restaurant business units ⁴⁾
Uprava i pomoćne službe	5 452	5 340	5 621	5 387	5 420	Hotels, villas and all-suite hotels

1) Hotelska naselja, hotelsko-apartmanska naselja, apartmanska naselja i turistička naselja

2) Apartmani i turistički apartmani

3) Sobe, apartman, studio-apartman, kuća za odmor, sobe za iznajmljivanje, robinzonski smještaj, planinarski domovi, lovački domovi, učenički i studentski domovi, brodske kabine, spavači i kušet-vagoni, odmarališta, nekategorizirani objekti. U 2004. i 2005. iz grupe Ostalo izdvojena je vrsta ugostiteljskog objekta, pod nazivom guest house.

4) Zdravljači, zalagajnice, pečenjarnice, kavane, noćni klubovi, noćni barovi, disco klubovi, disco barovi, krčme, konobe, kleti i ostale ugostiteljske poslovne jedinice

1) Hotel resorts, hotel-apartment resorts, apartment resorts and tourist resorts

2) Apartments and tourist apartments

3) Rooms, suites, studio-type suites, summer houses, rooms to let, Robinson accommodation, mountain refuges, hunting lodges, pupils' and student dormitories, vessel cabins, sleeping and couchette cars, vacation facilities, uncategory facilities. In 2004 and 2005, the category of guest house accommodation was excluded from facilities under the heading Other.

4) Milk bars, snack bars, grills, coffee-rooms, night clubs, night bars, discotheques, disco bars, taverns, wine cellars, vineyard huts and other hotel and restaurant business units

24-6. PROMET U UGOSTITELJSTVU – PRAVNE OSOBE

TURNOVER IN HOTEL AND RESTAURANT ACTIVITY – LEGAL ENTITIES

u tis. kuna
Thousand kuna

	2004.	2005.	2006.	2007.	2008.	
Ukupno	8 462 548	9 200 316	9 856 773	11 065 540	11 673 922	Total
Hoteli, vile i aparthoteli	4 281 787	4 852 774	5 254 783	5 874 485	6 245 676	Hotels, villas and all-suite hotels
Turistička naselja ¹⁾	765 567	830 330	821 823	840 672	794 799	Tourist resorts ¹⁾
Turistički apartmani ²⁾	80 094	75 532	156 292	204 046	215 233	Tourist apartments ²⁾
Pansioni	26 091	24 846	53 597	64 635	70 448	Boarding houses
Guest house	1 664	6 566	36 063	37 733	44 047	Guest houses
Moteli	42 735	35 060	11 348	2 638	1 888	Motels
Kampovi i kampirališta	836 914	870 305	901 342	1 017 040	1 092 075	Camping sites and small camps
Prenočišta	24 429	24 850	35 899	42 231	43 624	Overnight accommodations
Hosteli	40 797	46 319	54 582	57 097	53 643	Hostels
Lječilišta	38 962	61 175	38 182	54 913	53 416	Health establishments
Ostali ugostiteljski objekti za smještaj ³⁾	387 701	367 503	370 346	401 967	496 383	Other accommodation facilities ³⁾
Gostionice	35 215	35 668	36 197	33 247	23 756	Inns
Restorani	608 030	720 816	754 974	880 459	896 047	Restaurants
Pizzerije	61 618	65 893	64 685	86 531	92 016	Pizzerias
Bistroi	76 352	83 173	75 459	101 921	109 903	Bistros
Slastičarnice	19 102	15 981	15 575	26 449	23 181	Pastry shops
Objekti brze prehrane	172 835	182 602	197 136	242 225	290 423	Fast food facilities
Café barovi	322 390	341 585	363 380	485 085	470 605	Cafes
Pivnice	17 548	16 954	21 590	22 848	22 701	Beer halls
Buffeti	105 712	94 662	95 365	89 975	93 459	Buffets
Kantine	243 431	207 265	270 642	214 801	202 762	Canteens
Pripremnice obroka	47 305	45 847	41 879	42 069	84 418	Catering
Ostale ugostiteljske poslovne jedinice ⁴⁾	226 269	194 610	185 634	242 474	433 419	Other hotel and restaurant business units ⁴⁾

1) Hotelska naselja, hotelsko-apartmanska naselja, apartmanska naselja i turistička naselja

2) Apartmani i turistički apartmani

3) Sobe, apartman, studio-apartman, kuća za odmor, robinzonski smještaj, planinarski domovi, lovački domovi, učenički i studentski domovi, brodske kabine, spavači i kušet-vagoni, odmarališta, nekategorizirani objekti. U 2004. i 2005. iz grupe Ostalo izdvojena je vrsta ugostiteljskog objekta, pod nazivom guest house.

4) Zdravljači, zalagajnice, pečenjarnice, kavane, noćni klubovi, noćni barovi, disco klubovi, disco barovi, krčme, konobe, kleti i ostale ugostiteljske poslovne jedinice

1) Hotel resorts, hotel-apartment resorts, apartment resorts and tourist resorts

2) Apartments and tourist apartments

3) Rooms, suites, studio-type suites, summer houses, rooms to let, Robinson accommodation, mountain refuges, hunting lodges, pupils' and student dormitories, vessel cabins, sleeping and couchette cars, vacation facilities, uncategory facilities. In 2004 and 2005, the category of guest house accommodation was excluded from facilities under the heading Other.

4) Milk bars, snack bars, grills, coffee-rooms, night clubs, night bars, discotheques, disco bars, taverns, wine cellars, vineyard huts and other hotel and restaurant business units

24-7. UGOSTITELJI OBRTRNICI PREMA PRETEŽNOJ DJELATNOSTI NKD-a 2002. U 2008.

TRADESMEN IN HOTEL AND RESTAURANT ACTIVITY, ACCORDING TO PREVAILING NKD 2002. ACTIVITY, 2008

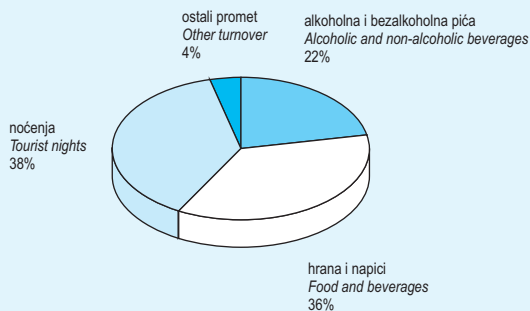
	Obrtnici Independent operators	Radnje Outlets	Zaposleni Persons in employment	Sjedala Seats	Promet s PDV-om, tis. kuna Turnover including VAT, thousand kuna	
H Hoteli i restorani	12 753	13 763	40 210	571 126	5 033 852	H Hotels and restaurants
Restorani	3 030	3 369	12 919	171 582	1 676 423	Restaurants
Barovi	8 898	9 507	24 588	372 731	2 983 383	Bars
Ostalo	825	887	2 703	26 813	374 046	Other

24-8. UGOSTITELJI OBRTRNICI PREMA PRETEŽNOJ DJELATNOSTI NKD-a 2002. I VRSTAMA OBJEKATA U 2008.

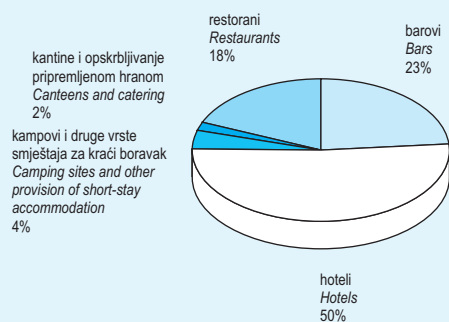
TRADESMEN IN HOTEL AND RESTAURANT ACTIVITY, ACCORDING TO PREVAILING NKD 2002. ACTIVITY AND TYPES OF FACILITIES, 2008

	Radnje Outlets	Zaposleni Persons in employment	Sjedala Seats	Promet s PDV-om, tis. kuna Turnover, including VAT, thousand kuna	
H Hoteli i restorani	13 763	40 210	571 126	5 033 852	H Hotels and Restaurants
Hoteli	110	682	6 941	147 910	Hotels
Aparthoteli	13	54	424	7 552	All-suite hotels
Pansioni	67	183	2 922	32 378	Boarding houses
Moteli	2	5	95	469	Motels
Kampovi	69	103	20	10 575	Camping sites
Kampirališta	13	24	341	2 712	Small camps
Sobe za iznajmljivanje	118	209	1 714	28 506	Rooms to let
Apartman	186	212	739	18 309	Suites
Apartman tipa studio	27	27	87	5 094	Studio-type suites
Prenočišta	41	93	828	17 034	Overnight accommodations
Planinarski domovi	14	19	396	2 339	Mountain lodges
Lovački domovi	3	30	300	4 283	Hunting lodges
Gostionice	238	957	15 720	107 519	Inns
Nekategorizirani objekti	3	5	-	764	Uncategorised facilities
Restorani	1 299	7 036	90 712	1 007 339	Restaurants
Zdravljaci	58	133	1 483	11 193	Milk bars
Zalogajnice	71	267	2 700	31 854	Snack bars
Pečenjarnice	351	1 108	11 265	111 323	Grills
Pizzerije	473	2 151	27 477	254 727	Pizzerias
Bistroi	550	1 829	26 393	235 643	Bistros
Slastičarnice	382	977	12 275	86 424	Pastry shops
Objekti brze prehrane	627	1 843	14 122	193 012	Fast food
Kavane	38	231	3 728	36 448	Coffee-rooms
Noćni klubovi	31	122	1 329	15 306	Night clubs
Noćni barovi	37	192	3 906	37 559	Night bars
Disco klubovi	11	49	479	6 085	Discotheques
Disco barovi	46	159	3 287	21 459	Disco bars
Café barovi	6 888	15 803	259 647	1 947 184	Cafes
Pivnice	37	167	1 792	24 074	Beer halls
Buffeti	897	2 083	32 100	216 363	Buffets
Krčme	140	478	7 255	50 208	Taverns
Konobe	627	2 042	36 085	193 360	Wine cellars
Kleti	24	40	1 005	5 322	Vineyard huts
Kantine	49	174	2 273	21 476	Canteens
Pripremnice obroka	110	500	-	116 104	Catering
Ostale ugostiteljske poslovne jedinice	113	223	1 286	25 945	Other hotel and restaurant business units

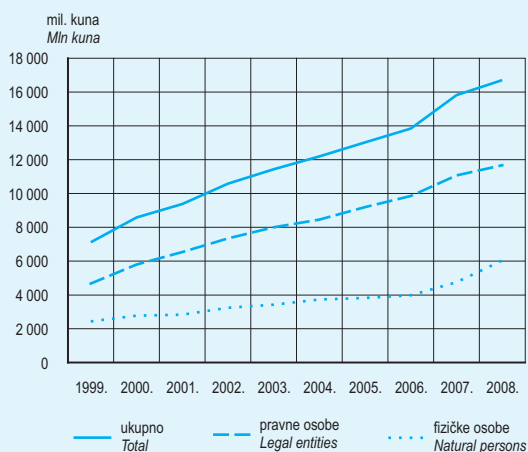
**G 24-1. STRUKTURA PROMETA U UGOSTITELJSTVU
PREMA VRSTAMA USLUGA U 2008.**
TURNOVER STRUCTURE IN HOTEL AND RESTAURANT ACTIVITY,
BY TYPES OF SERVICES 2008



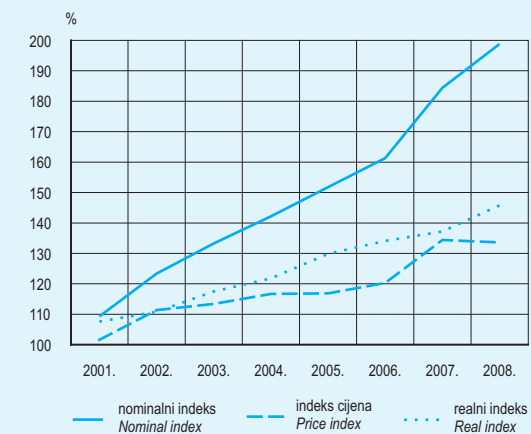
**G 24-2. STRUKTURA PROMETA U UGOSTITELJSTVU
PREMA NKD-U 2002. U 2008.**
TURNOVER STRUCTURE IN HOTEL AND RESTAURANT ACTIVITY,
ACCORDING TO NKD 2002., 2008



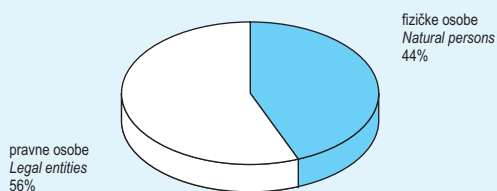
G 24-3. PROMET U UGOSTITELJSTVU, 1999. – 2008.
TURNOVER IN HOTEL AND RESTAURANT ACTIVITY,
1999 – 2008.



G 24-4. INDEKSI PROMETA I CIJENA U UGOSTITELJSTVU, 2001. – 2008.
TURNOVER AND PRICE INDICIES IN HOTEL AND RESTAURANT
ACTIVITY, 2001 – 2008.



G 24-5. STRUKTURA ZAPOSLENIH U UGOSTITELJSTVU, 31.8. 2008.
STRUCTURE OF PERSONS IN EMPLOYMENT IN HOTEL
RESTAURANT ACTIVITY, 1999 – 2008



G 24-6. STRUKTURA PROMETA U UGOSTITELJSTVU U 2008.
STRUCTURE OF TURNOVER IN HOTEL AND RESTAURANT
ACTIVITY, 2008

