

**27. OBRAZOVANJE****METODOLOŠKA OBJAŠNJENJA****Izvori i metode prikupljanja podataka**

Podaci o dječjim vrtićima i drugim pravnim osobama koje ostvaruju programe predškolskog obrazovanja prikupljaju se godišnjim izvještajima sa stanjem 31. listopada tekuće pedagoške godine.

Podaci o osnovnim i srednjim školama prikupljaju se godišnjim izvještajima na početku i na kraju svake školske godine.

Podaci o upisanim studentima na visokim učilištima prikupljaju se upitnicima koje ispunjavaju studenti pri upisu u zimski semestar svake akademske godine.

Podaci o doktorandima – osobama u postupku stjecanja doktorata znanosti odnose se na akademsku godinu. Podaci se prikupljaju upitnicima koje ispunjavaju studenti poslijediplomskoga doktorskog studija pri upisu ili kandidati pri prijavi doktorata. Prikupljaju se od 2002. te su se do 2005. odnosili na kalendarsku godinu, a od 2005./2006. odnose se na akademsku godinu.

Podaci o studentima koji su diplomirali i kandidatima koji su stekli akademski naziv magistra znanosti, magistra, sveučilišnog specijalista ili akademski stupanj doktora znanosti u tijeku kalendarske godine prikupljaju se također upitnicima koje popunjavaju studenti odnosno kandidati pri diplomiranju odnosno obrani magistarskog, specijalističkog rada ili doktorske disertacije.

Podaci o nastavnicima visokih učilišta prikupljaju se izvještajima o nastavnom osoblju sa stanjem 31. listopada tekuće akademske godine. Podaci uključuju sve nastavnike i suradnike u nastavi koji predaju na visokim učilištima i koji ne predstavljaju fizički broj osoba, jer nastavnik i suradnik u nastavi može predavati na dva i više visokih učilišta. Podaci također uključuju i nastavnike i suradnike u nastavi prikazane u ekvivalentu pune zaposlenosti/angažiranosti koji približno odgovaraju stvarnom broju fizičkih osoba, a dobiveni su kao izračun izražen jedinicom pune zaposlenosti/angažiranosti.

Podaci o učenicima s teškoćama u razvoju u osnovnim i srednjim školama, o učenicima u osnovnim umjetničkim školama i o obrazovanju odraslih prikupljaju se na posebnim obrascima na početku i na kraju svake školske godine.

**Obuhvat i usporedivost**

Podaci obuhvaćaju obrazovne ustanove uključene u obrazovni sustav Republike Hrvatske.

Podaci o predškolskom, osnovnom i srednjem obrazovanju za školske godine 1993./1994. i 1994./1995. obuhvaćaju vrtiće i škole na području Republike Hrvatske osim dijelova koji su bili zahvaćeni oružanim sukobima, a za školske godine 1995./1996. i 1996./1997. nisu obuhvaćeni samo dijelovi Osječko-baranjske i Vukovarsko-srijemske županije, koji su bili pod upravom UNTAES-a.

Svi podaci usporedivi su s prethodnim godinama.

**Definicije**

**Obrazovni sustav** Republike Hrvatske uključuje predškolsko (NSKO 0), osnovno (NSKO 1 i 2), srednje (NSKO 3) i visoko (NSKO 5 i 6) obrazovanje. Osnovno i srednje obrazovanje organizirano je kao redovito obrazovanje i posebno obrazovanje koje uključuje obrazovanje djece i mladeži s teškoćama u razvoju, obrazovanje odraslih i osnovno umjetničko obrazovanje koje priprema djecu za nastavak školovanja u srednjim umjetničkim školama.

ISCED 97 International Standard Classification of Education – Međunarodna standardna klasifikacija obrazovanja (UNESCO BPE-98/WS/1, studeni 1997.) koristi se u međunarodnoj statistici obrazovanja i omogućuje usporedivost podataka o obrazovanju na međunarodnoj razini.

Nacionalna standardna klasifikacija obrazovanja (NSKO, NN, br. 105/01.) koristi se u statistici obrazovanja na nacionalnoj razini i potpuno je usporediva s međunarodnom standardnom klasifikacijom obrazovanja ISCED 97.

**EDUCATION****NOTES ON METHODOLOGY****Sources and methods of data collection**

Data on kindergartens and other legal entities implementing pre-school education are collected by annual reports with the situation as on 31 October of the current school year.

Data on basic and secondary schools are gathered by annual reports at the beginning and end of each school year.

Data on students enrolled in institutions of higher education are gathered by individual questionnaires at the beginning of the winter semester of each academic year.

Data on candidates for a doctorate – persons in a process of acquiring a doctorate of science refer to academic year. Data are collected through individual questionnaires filled in by students enrolled in postgraduate doctor's study or by entrance of a doctor's dissertation. They have been collected since 2002. Until 2005, they referred to the calendar year, while since 2005/2006 they have referred to the academic year.

Data on graduated students and on candidates who in the course of a calendar year obtained the academic title of master of science, master, university specialist or the academic degree of doctor of science are also collected through individual questionnaires filled in by students or candidates, respectively, who are about to graduate or to receive a title of a master or a doctor.

Data on academic staff in institutions of higher education are collected through questionnaires on academic staff as on 31 October of the current academic year. Data include teaching academic staff that teach at institutions of higher education and do not represent the actual number of persons since members of academic staff can teach at two or more institutions of higher education. Data also include teaching academic staff presented as a full-time equivalent which roughly corresponds to the actual number of persons and are obtained as a calculation presented by a full-time equivalent.

Data on disabled children and youth in basic and secondary schools, on children in basic art schools as well as on education of adults are collected through special forms at the beginning and in the end of each school year.

**Coverage and comparability**

Data cover educational institutions included in the educational system of the Republic of Croatia.

Data for the school years 1993/1994 and 1994/1995 on pre-school, basic and upper secondary education include kindergartens and schools on the territory of the Republic of Croatia, with the exception of the areas struck by the war; for the school years 1995/1996 and 1996/1997 only the parts of the Counties of Osijek-Baranja and Vukovar-Sirmium, which were under the control of UNTAES, were not included.

All data are comparable with previous years.

**Definitions**

**Education System** of the Republic of Croatia includes pre-school (ISCED 0), basic (ISCED 1 & 2), upper secondary (ISCED 3) and tertiary (ISCED 5 & 6) education. Basic and upper secondary education is either regular or special, which includes education of disabled children and youth education of adults and basic education in art schools, as a preparation for education in secondary art schools.

The International Standard Classification of Education (ISCED 97, UNESCO BPE-98/WS/1, November 1997) is used in international education statistics and enables comparability of data on education at the international level.

The National Standard Classification of Education (NSKO, NN, No. 105/2001) is used in education statistics at the national level and is completely comparable with the International Standard Classification of Education (ISCED 97).

## OBRAZOVANJE EDUCATION

NSKO (kao i ISCED 97) ima dvije glavne ukržiene varijable: položaj programa obrazovanja i područje programa obrazovanja. Prva dimenzija varijable položaj programa obrazovanja jest razina obrazovanja.

U obrazovnom sustavu Republike Hrvatske razine obrazovanja jesu:

NSKO 0 – predškolsko obrazovanje, odgovara razini 0 ISCED-a 97

NSKO 1 – niže osnovno obrazovanje (prve četiri godine osnovnog obrazovanja), odgovara razini 1 ISCED-a 97

NSKO 2 – više osnovno obrazovanje (završne četiri godine osnovnog obrazovanja), odgovara razini 2 ISCED-a 97

NSKO 3 – srednje obrazovanje, odgovara razini 3 ISCED-a 97

NSKO 5 – tercijarno obrazovanje odnosno više, visoko i poslijediplomsko obrazovanje (magisterij), odgovara razini 5 ISCED-a 97

NSKO 5.1. – visoko i poslijediplomsko obrazovanje (magisterij), odgovara podrazini 5A ISCED-a 97

NSKO 5.2. – više obrazovanje i stručni studij, odgovara podrazini 5B ISCED-a 97

NSKO 6 – doktorat znanosti, odgovara razini 6 ISCED-a 97.

**Dječji vrtići** jesu ustanove koje obavljaju djelatnost predškolskog odgoja i obrazovanja. Programi predškolskog odgoja mogu se ostvarivati i pri osnovnim školama, kao igraonice u knjižnicama te u zdravstvenim, socijalnim, kulturnim, sportskim ustanovama i udrugama (druge pravne osobe).

**Škole** – u statistici obrazovanja školom se smatra skupina učenika koja prati nastavu određene vrste i stupnja po istovrsnom nastavnom planu i programu na određenoj lokaciji. Svaka teritorijalno odvojena jedinica (razredni odjel) iste vrste smatra se također školom (školskom jedinicom).

**Visoka učilišta** jesu sveučilište te fakultet, sveučilišni odjel i umjetnička akademija u njegovu sastavu, veleučilište i visoka škola. Sveučilište, fakultet, sveučilišni odjel i umjetnička akademija obavljaju djelatnost visokog obrazovanja, znanstvenu, stručnu i umjetničku djelatnost u skladu sa zakonom i svojim statutom. Ova visoka učilišta organiziraju i izvode sveučilišne studije, a mogu organizirati i izvoditi i stručne studije. Veleučilište i visoka škola organiziraju i izvode stručne studije te mogu obavljati stručnu, znanstvenu i umjetničku djelatnost u skladu sa zakonom i svojim statutom.

**Učenički dom** jest ustanova koja pruža smještaj i prehranu učenicima za vrijeme školovanja te organizira i odgojno-obrazovni rad, kulturne i druge aktivnosti učenika.

**Studentski dom** osigurava smještaj studentima visokih učilišta za vrijeme studija. Studentima, osim smještaja, može biti osigurana i prehrana.

### Redovito obrazovanje

**Predškolsko obrazovanje** nije obvezatno i obuhvaća djecu od treće godine života do polaska u školu.

Podaci u tablici 27-1. za predškolsko obrazovanje počevši od 1989./1990. uključuju, osim djece koja su pohađala vrtić, i djecu koja su pohađala predškolu.

**Osnovno obrazovanje** traje osam godina i obvezatno je za svu djecu u pravilu od 6 do 15 godina života, a cilj mu je stjecanje općeg znanja, što se ostvaruje prema jedinstvenim nastavnim planovima i programima.

**Srednje obrazovanje** traje od 1 do 4 godine, a omogućuje stjecanje znanja i vještina potrebnih za uključivanje na tržište rada ili za nastavak školovanja. Srednje obrazovanje nije obvezatno. Vrste srednjih škola, ovisno o nastavnom planu i programu, jesu:

- gimnazije
- tehničke i srodne škole
- umjetničke škole
- industrijske i obrtničke škole.

*NSKO (as well as ISCED 97) consists of two main crossed variables: position of the education programme and field of the education programme. The first dimension of the variable the position of the education programme is the level of education.*

*In the Education System of the Republic of Croatia the levels of education are the following:*

*NSKO 0 - pre-school education, corresponding to level 0 ISCED 97;*

*NSKO 1 - primary education (first four grades of basic education), corresponding to level 1 ISCED 97;*

*NSKO 2 - lower secondary education (last four years of basic education), corresponding to level 2 ISCED 97;*

*NSKO 3 - upper secondary education, corresponding to level 3 ISCED 97;*

*NSKO 5 - tertiary education, undergraduate and postgraduate (master's degree), corresponding to level 5 ISCED 97;*

*NSKO 5.1. - university and post-graduate education (master's degree), corresponding to sublevel 5A ISCED 97;*

*NSKO 5.2 - non-university education and professional study, corresponding to sublevel 5B ISCED 97;*

*NSKO 6 - doctorate of science (DSc), corresponding to level 6 ISCED 97.*

*Kindergartens are institutions that provide upbringing, care and education for pre-school children. Pre-school programmes can be implemented in basic schools, in library playrooms, and in other social, cultural, and sport institutions and organizations (other legal entities).*

*Schools - in education statistics a school is considered a group of pupils following the same educational plan and programme at a certain location. Each geographically separated unit (a class) is also considered a school (a school unit).*

*Institutions of higher education are university, university department faculty and art academy within it, polytechnic and school of professional higher education. University, university department faculty and art academy perform the activity of higher education, scientific, professional and artistic activity in line with the law and their statutes. These institutions organise and conduct university statutes. They can conduct professional studies as well. Polytechnic and school of higher education organise and conduct professional studies. They can perform professional, scientific and artistic activity in line with the law and their statutes.*

*Boarding homes for pupils are institutions that provide board and lodging for pupils during their studies and organize educational work, cultural and other pupils' activities.*

*Boarding homes for students are institutions that provide board and lodging for students during their studies. Besides accommodation, meals can be provided.*

### Regular education

*Pre-school education is not compulsory and includes children from three years of age to school age.*

*Data in table 27-1 about pre-school education include, starting from 1989/90 (besides children in kindergarten) also children who attended only pre-school lessons.*

*Basic education lasts for eight years and is compulsory as a rule for all children between the age of six and fifteen. It gives basic general education according to the established educational plan and programme.*

*Upper secondary education may last from 1 to 4 years. It gives education and skills that are necessary either to enter the labour market or to continue with the education. Upper secondary education is not compulsory. Depending on education plan and programme, there are following types of upper secondary schools:*

- grammar schools
- technical and related schools
- art schools
- industrial and crafts schools.

Na područjima na kojima žive pripadnici nacionalnih manjina osnivaju se jedinice osnovnog i srednjeg obrazovanja s programima na jeziku i pismu nacionalnih manjina.

Visoko obrazovanje provodi se kroz sveučilišne i stručne studije.

**Sveučilišni studij** osposobljava studente za obavljanje poslova u znanosti i visokom obrazovanju, u poslovnom svijetu, javnom sektoru i društvu općenito te ih osposobljava za razvoj i primjenu znanstvenih i stručnih dostignuća. Sveučilišni studiji ustrojavaju se i izvode na sveučilištu. Diplomski i poslijediplomski studiji mogu se izvoditi i u suradnji sa znanstvenim institutima.

**Stručni studij** pruža studentima primjerenu razinu znanja i vještina koje omogućuju obavljanje stručnih zanimanja i osposobljava ih za neposredno uključivanje u radni proces. Stručni studiji provode se na visokoj školi ili veleučilištu, a mogu se provoditi i na sveučilištu.

**Veleučilišta ili visoke škole** mogu organizirati specijalistički diplomski stručni studij u trajanju od jedne do dvije godine, za osobe koje su završile stručni studij ili preddiplomski sveučilišni studij.

**Poslijediplomski sveučilišni studij** traje u pravilu tri godine. Ispunjenjem svih propisanih uvjeta i javnom obranom doktorskog rada, stječe se akademski stupanj doktora znanosti (dr. sc.), odnosno doktora umjetnosti (dr. art.). Sveučilište može organizirati poslijediplomski specijalistički studij u trajanju od jedne do dvije godine, kojim se stječe zvanje sveučilišnog specijalista uz naznaku struke (univ. spec.).

#### Posebno obrazovanje

**Osnovne glazbene i baletne škole** pripremaju djecu za nastavak obrazovanja u srednjim glazbenim i baletnim školama. Učenici pohađaju te škole usporedo s osnovnom školom u kojoj stječu obvezatno osnovno obrazovanje.

**Obrazovanje djece i mladeži s teškoćama u razvoju** provodi se u osnovnoj školi u posebnim odgojno-obrazovnim grupama i razrednim odjelima u okviru škole. Iznimno, za djecu s većim teškoćama u razvoju osnovno školovanje obavlja se u posebnim ustanovama odgoja i obrazovanja. Djeca s teškoćama u razvoju mogu pohađati školu do 21. godine života.

**Srednje obrazovanje mladeži s teškoćama u razvoju** organizirano je uz primjenu individualnog pristupa u posebnim razrednim odjelima ili u posebnim ustanovama odgoja i obrazovanja.

**Obrazovanje odraslih** omogućuje obrazovanje odraslim osobama koje u dobi uzrasta za redovito školovanje nisu dobile odgovarajuće obrazovanje te osobama kojima je potrebna nadopuna stručne naobrazbe. Odrasli mogu steći obrazovanje pohađanjem nastave ili polaganjem ispita. Osnovno i srednje obrazovanje odraslih provodi se u osnovnim i srednjim školama i drugim ovlaštenim ustanovama.

Podaci o odgojiteljima, učiteljima, nastavniciima i suradnicima u nastavi ne predstavljaju broj fizičkih osoba već broj njihova angažmana na jednoj ili više obrazovnih ustanova.

## STATISTIČKE PUBLIKACIJE

### Statistička izvješća

32 R,O; 51 R,O; 67 R; 71 R; 77 R,O; 87 R,O; 90 R; 104 R,O; 111 R,O; 118 R,O; 120 R; 126 R,O; 139 R,O; 158 R,O; 159 R; 179 R,O; 182 R; 203 R,O; 207 R,O; 213 R; 214 R,O; 241 R,O; 242 R,O; 252 R; 253 R; 276 R,O; 277 R; 283 R,O; 291 R; 302 O; 312 R,O; 318 R; 330 R,O; 332 R; 357 R; 366 R,O; 367 R; 394 R; 402 R,ZO,O; 405 R; 433 R; 444 R,N; 446 R, ZO,O; 455 R,ZO,O; 473 R; 481 R,N; 482 R,ZO,O; 507 R; 519 R, N; 525 R,ZO,O; 550 R; 558 R; 565 R,ZO,O; 584 R; 585 R; 590 ZO,O; 595 R; 597 R,ZO,O; 621 R; 629 R,ZO,O; 630 R, ZO,O; 658 R,ZO,O; 666 R,ZO,O; 667 R,ZO,O; 668 R,ZO,O;

*In areas inhabited by national minorities, basic and secondary schools (school units) are established with educational programmes in their respective languages and scripts.*

*Tertiary education is carried out through university and professional studies.*

*University studies prepare students for performing work in science and higher education, in business, public sector and society in general and also prepare them for development and application of scientific and professional achievements. University studies are organised and conducted at universities. Graduate and postgraduate studies are organised in collaboration with scientific institutes.*

*Professional studies provide students with an adequate level of knowledge and skills that enable performance of professional occupations and prepare them for direct entry into labour market. Professional studies are conducted at schools of professional higher education or at polytechnics, but can be conducted also at the University.*

*Polytechnics or schools of professional higher education can organise a specialist graduate professional study lasting for one to two years for persons who completed a professional study or an undergraduate university study.*

*Postgraduate university study, as a rule, lasts for three years. After fulfilling all conditions and on public defending of a doctoral dissertation, a person obtains an academic degree of the doctor of science (Dr. Sc.) or the doctor of art (Dr. Art). A university can organise a postgraduate specialist study lasting one to two years, by which a person obtains a degree of a university specialist with a reference to the field of study.*

#### Special education

*Basic music and ballet schools prepare children for the continuation of education in secondary art schools of the same kind. The pupils are obliged to concurrently attend a regular basic school.*

*Education of disabled children and youth is carried out in basic schools in special training-educational groups and class units within the school. In the case of heavier developmental difficulties, basic education is provided in special institutions. Disabled children can attend school until the age of 21.*

*Upper secondary education of disabled youth is provided by applying individual methods within special class units or educational institutions.*

*Adults Education is aimed at providing education for adults who have not obtained an adequate education in the course of regular schooling and those who want to get more of vocational education. For adults, this can include either regular attending of school or only taking exams. Basic and upper secondary education of adults is carried out in basic and upper secondary schools and other licensed institutions.*

*Data on kindergarten teachers, primary teachers, teachers and other auxiliary staff participating in education don't present the number of actual persons but instead the number of positions held at one or more educational institutions.*

## STATISTICAL PUBLICATIONS

### Statistical Reports

32 R,M; 51 R,M; 67 R; 71 R; 77 R,M; 87 R,M; 90 R; 104 R,M; 111 R,M; 118 R,M; 120 R; 126 R,M; 139 R,M; 158 R,M; 159 R; 179 R,M; 182 R; 203 R,M; 207 R,M; 213 R; 214 R,M; 241 R,M; 242 R,M; 252 R; 253 R; 276 R,M; 277 R; 283 R,M; 291 R; 302 M; 312 R,M; 318 R; 330 R,M; 332 R; 357 R; 366 R,M; 367 R; 394 R; 402 R,AM,M; 405 R; 433 R; 444 R,S; 446 R, AM,M; 455 R,AM,M; 473 R; 481 R,S; 482 R,AM,M; 507 R; 519 R,S; 525 R,AM,M; 550 R; 558 R; 565 R,AM,M; 584 R; 585 R; 590 AM,M; 595 R; 597 R,AM,M; 621 R; 629 R,AM,M; 630 R,AM,M; 658 R,AM,M; 666 R,AM,M; 667 R,AM,M;

OBRAZOVANJE  
EDUCATION

669 R,ZO,O; 696 R,ZO,O; 708 R,ZO,O; 715 R; 716 R,ZO,O; 733 R,ZO,O; 745 R,ZO,O; 747 R,ZO,O; 756 R,ZO,O; 768 R; 780 R,ZO,O; 788 R,ZO,O; 790 R,ZO,O; 798 R,ZO,O; 818 R,O; 826 R,O; 828 R,O; 834 R,O; 851 R,O; 856 R,O; 866 R,O; 871 R,O; 909 R,O; 912 R,O; 914 R,O; 920 R,O; 944 R,Ž; 945 R,Ž; 947 R,Ž; 952 R,Ž; 970 R,Ž,G,O; 974 R,Ž,G,O; 979 R, Ž,G,O; 985 R, Ž,G,O; 1000 R,Ž,G,O; 1003 R,Ž,G,O; 1007 R,Ž, G,O; 1010 R,Ž,G,O; 1034 R, Ž, G, O; 1035 R, Ž, G, O; 1036 R, Ž, G, O; 1037 R, Ž, G, O; 1060 R,Ž,G,O; 1061 R,Ž,G,O; 1062 R,Ž,G,O; 1063 R,Ž,G,O; 1083 R,Ž,G,O; 1084 R,Ž,G,O; 1085 R,Ž,G,O; 1086 R,Ž,G,O; 1109 R,Ž,G,O; 1110 R,Ž,G,O; 1111 R,Ž,G,O; 1112 R,Ž,G,O; 1140 R,Ž,G,O; 1141 R,Ž,G,O; 1142 R,Ž,G,O; 1143 R,Ž,G,O; 1170 R,Ž,G,O; 1171 R,Ž,G,O; 1172 R,Ž,G,O; 1173 R,Ž,G,O; 1203 R,Ž,G,O; 1204 R,Ž,G,O; 1205 R,Ž,G,O; 1206 R,Ž,G,O; 1237 R,Ž,G,O; 1238 R,Ž,G,O; 1239 R,Ž,G,O; 1240 R,Ž,G,O; 1269 R,Ž,G,O; 1270 R,Ž,G,O; 1271 R,Ž,G,O; 1272 R,Ž,G,O; 1301 R,Ž,G,O; 1302 R,Ž,G,O; 1303 R,Ž,G,O; 1304 R,Ž,G,O; 1330 R,Ž,G,O; 1331 R,Ž,G,O; 1332 R,Ž,G,O; 1333 R,Ž,G,O; 1358 R,Ž,G,O; 1360 R,Ž,G,O; 1361 R,Ž,G,O

668 R,AM,M; 669 R,AM,M; 696 R,AM,M; 708 R,AM,M; 715 R; 716 R, AM,M; 733 R,AM,M; 745 R,AM,M; 747 R,AM,M; 756 R,AM,M; 768 R; 780 R,AM,M; 788 R,AM,M; 790 R,AM,M; 798 R,AM,M; 818 R,M; 826 R,M; 828 R,M; 834 R,M; 851 R,M; 856 R,M; 866 R,M; 871 R,M; 909 R,M; 912 R,M; 914 R,M; 920 R,M; 944 R,C; 945 R,C; 947 R,C; 952 R,C; 970 R,C,T,M; 974 R,C, T,M; 979 R,C,T,M; 985 R,C,T,M; 1000 R,C,T,M; 1003 R,C,T,M; 1007 R,C,T,M; 1010 R,C,T,M; 1034 R,C,T,M; 1035 R,C,T,M; 1036 R,C,T,M; 1037 R,C,T,M; 1060 R,C,T,M; 1061 R,C,T,M; 1062 R,C,T,M; 1063 R,C,T,M; 1083 R,C,T,M; 1084 R,C,T,M; 1085 R,C,T,M; 1086 R,C,T,M; 1109 R,C,T,M; 1110 R,C,T,M; 1111 R,C,T,M; 1112 R,C,T,M; 1140 R,C,T,M; 1141 R,C,T,M; 1142 R,C,T,M; 1143 R,C,T,M; 1170 R,C,T,M; 1171 R,C,T,M; 1172 R,C,T,M; 1173 R,C,T,M; 1203 R,C,T,M. 1204 R,C,T,M; 1205 R,C,T,M. 1206 R,C,T,M; 1237 R,C,T,M; 1238 R,C,T,M; 1239 R,C,T,M; 1240 R,C,T,M; 1269 R,C,T,M; 1270 R,C,T,M; 1271 R,C,T,M; 1272 R,C,T,M; 1301 R,C,T,M; 1302 R,C,T,M; 1303 R,C,T,M; 1304 R,C,T,M; 1330 R,C,T,M; 1331 R,C,T,M; 1332 R,C,T,M; 1333 R,C,T,M; 1358 R,C,T,M; 1359 R,C,T,M; 1360 R,C,T,M; 1361 R,C,T,M

Studije i analize

2. Dr. Zora Steinman:  
Visoko školstvo u NR Hrvatskoj
3. Dr. Zora Steinman:  
Stvarno trajanje studija na fakultetima u NR Hrvatskoj
5. Dr. Zora Steinman:  
Razvoj školstva u kotaru Karlovac od škol. god. 1951/52 - 1957/58.
12. Dr. Zora Steinman:  
Prelaz omladine u škole II stupnja iza završenog obaveznog školovanja
21. Dr. Zora Steinman:  
Razvoj redovnog školovanja u SR Hrvatskoj od šk. god. 1947/48 1962/63.
24. Stojanka Ivković:  
Stvarno trajanje studija na školama III stupnja u SR Hrvatskoj 1956-1963.
25. Dr. Zora Steinman:  
Školovanje školskog i mlađeg radnog kontingenta stanovništva u SR Hrvatskoj
29. Dr. Zora Steinman – Stojanka Ivković:  
Trajanje studija i tokovi školovanja studenata škola trećeg stupnja u SR Hrvatskoj, razdoblje 1960-1967. god.
38. Dr. Zora Steinman:  
Metode projekcije završavanja školovanja

Metodološke upute

11. Predškolske ustanove, osnovne i srednje škole, učenički domovi
40. Nacionalna standardna klasifikacija obrazovanja (NSKO)
56. Polja obrazovanja i usavršavanja, Priručnik (prijevod)

Izvanredna izdanja

Međunarodna standardna klasifikacija obrazovanja ISCED 1997.

R = Republika Hrvatska  
ZO = zajednice općina  
Ž = županije  
G = gradovi  
O = općine  
N = naselja

Studies and analyses

2. Zora Steinman, DSc:  
Further and Higher Education in NR Croatia
3. Zora Steinman, DSc:  
Actual Study Duration on Universities in NR Croatia
5. Zora Steinman, DSc:  
School System Development in Karlovac District, schoolyear 1951/52-1957/58
12. Zora Steinman, DSc:  
Youth Transition into Secondary Schools after Finished Obligatory Education
21. Zora Steinman, DSc:  
Regular Education Development in SR Croatia, school year 1947/48 1962/63
24. Stojanka Ivković:  
Actual Study Duration on Third Level Schools in SR Croatia 1956-1963
25. Zora Steinman, DSc:  
School and Younger Working Population Education in SR Croatia
29. Zora Steinman, DSc – Stojanka Ivković:  
Study Duration and Education Flows of Third Level School Students in SR Croatia, 1960-1967
38. Zora Steinman, DSc:  
Education Finishing Projection Methods

Methodologies

- 11 Pre-school institutions, basic and secondary schools, school children's homes
- 40 National Standard Classification of Education (NSKO)
- 56 Fields of Education and Training, Manual (translation)

Special Editions

International Standard Classification of Education, ISCED 1997 (UNESCO)

R = the Republic of Croatia  
AM = Regional Associations of Municipalities  
C = Counties  
T = Towns  
M = Municipalities  
S = Settlements

**27-1. UPISANA DJECA, UČENICI I STUDENTI PREMA RAZINAMA OBRAZOVANJA NA POČETKU ŠKOLSKE GODINE**  
**CHILDREN, PUPILS AND STUDENTS ENROLLED, BY LEVEL OF EDUCATION, BEGINNING OF SCHOOL YEAR**

	Predškolsko obrazovanje <sup>1)</sup> NSKO 0 Pre-school education <sup>1)</sup> ISCED 0			Osnovno obrazovanje <sup>2)</sup> NSKO 1 i 2 Basic education <sup>2)</sup> ISCED 1 & 2			Srednje obrazovanje <sup>2)</sup> NSKO 3 Secondary education <sup>2)</sup> ISCED 3			Visoko obrazovanje NSKO 5 Tertiary education ISCED 5		
	dječji vrtići i druge pravne osobe <sup>3)</sup> Kindergartens and other legal entities <sup>3)</sup>	djeca Children	odgojitelji i učitelji Kindergarten teachers	škole Schools	učenici Pupils	učitelji Teachers	škole Schools	učenici Students	nastavnici Teachers	visoka učilišta Institutions of higher education	studenti Students	nastavnici i suradnici u nastavi Academic staff
1984./1985.	819	69 080	4 282	2 749	513 642	26 821	430	195 244	12 605	67	57 040	5 749
1985./1986.	838	69 374	4 395	2 724	520 576	27 165	429	189 946	12 403	67	55 886	5 081
1986./1987.	868	71 520	4 566	2 698	522 413	27 493	433	192 923	12 587	64	60 001	5 260
1987./1988.	875	73 032	4 726	2 673	520 684	27 811	231	194 967	12 923	60	62 981	5 534
1988./1989.	894	74 583	4 808	2 647	514 437	27 698	227	200 175	12 990	59	65 276	6 360
1989./1990.	936	86 243	5 427	2 608	503 129	27 282	227	205 860	12 885	59	69 021	6 132
1990./1991.	930	85 468	5 619	2 026	431 586	23 262	199	187 211	11 958	58	70 781	6 633
1991./1992.	763	60 214	4 616	1 859	415 750	22 187	467 <sup>4)</sup>	173 727	11 705	57	68 720	6 425
1992./1993.	831	64 169	4 858	1 930	446 621	23 873	522	190 269	13 451	61	75 514	6 371
1993./1994.	846	70 282	5 081	1 930	441 837	24 067	510	206 730	14 882	63	80 410	6 146
1994./1995.	871	75 466	5 320	1 928	431 795	24 194	482	196 740	15 269	64	80 185	5 893
1995./1996.	902	76 695	5 531	1 937	421 742	24 003	501	199 283	15 347	65	84 208	6 073
1996./1997.	960	79 489	5 842	2 021	416 990	25 192	550	203 772	16 640	68	85 752	6 030
1997./1998.	980	82 894	6 201	2 127	423 165	26 199	577	199 863	16 942	69	90 021	6 253
1998./1999.	1 003	81 288	6 359	2 140	418 971	26 116	614	200 416	17 836	94	91 874	6 748
1999./2000.	1 034	84 526	6 372	2 144	413 468	26 820	627	196 023	18 436	93	96 798	7 563
2000./2001.	1 036	84 023	6 374	2 141	405 682	27 147	634	195 120	19 325	93	100 297	7 701
2001./2002.	1 051	85 553	6 566	2 134	400 100	27 502	645	195 000	19 718	95	107 911	7 622
2002./2003.	1 067	85 742	6 783	2 139	395 702	27 905	650	196 147	19 733	100	116 434	8 132
2003./2004.	1 067	86 312	7 020	2 138	393 421	28 335	665	195 340	20 073	102	120 822	7 917
2004./2005.	1 190	88 930	7 376	2 141	391 744	29 485	665	192 076	20 701	103	128 670	8 764
2005./2006.	1 205	89 571	7 715	2 140	387 952	30 131	683	189 661	21 835	110	132 952	9 486
2006./2007.	1 244	90 947	8 079	2 146	382 441	30 450	693	187 977	22 573	114	136 129	13 075 <sup>5)</sup>
2007./2008.	1 288	93 274	8 615	2 133	376 100	30 877	705	184 183	22 975	115	138 126	13 866
2008./2009.	1 325	95 516	9 054	2 127	369 698	31 621	710	181 878	23 772	126	134 188	14 995

1) Od 1989./1990. prikazuju se podaci za djecu koja su obuhvaćena programom predškolskog obrazovanja u dobi od 3 do 7 i više godina.

2) Do 1995./1996. prikazani su podaci samo za redovite osnovne i srednje škole. Od 1996./1997. uključeni su i podaci za škole za djecu i mladež s teškoćama u razvoju i vjerske gimnazije.

3) Do 2004./2005. prikazani su podaci samo za dječje vrtiće. Od 2004./2005. uključene su i druge pravne osobe koje ostvaruju programe predškolskog odgoja.

4) Od 1991./1992. broj srednjih škola povećao se zbog preobrazbe srednjoškolskih centara u zasebne srednje škole: gimnazije, tehničke i srodne srednje škole, industrijske i obrtničke škole i umjetničke škole.

5) Od 2006./2007. obuhvat istraživanja je izmijenjen i prilagođen potrebama korisnika. Podatak uključuje sve nastavnike i suradnike u nastavi koji predaju na visokim učilištima. S obzirom na to da nastavnik i suradnik u nastavi može predavati na dva i više visokih učilišta prikazan podatak ne odgovara stvarnom broju fizičkih osoba. Broj nastavnika i suradnika u nastavi prikazan ekvivalentom pune zaposlenosti/angažiranosti približno odgovara stvarnom broju fizičkih osoba (vidi tablicu 27-13.).

1) Since the 1989/1990 school year, data on children aged between 3 and 7 and over, who are included in the pre-school education programme, have been presented.

2) Until the 1995/1996 school year, data were presented only on regular basic and secondary schools; since the 1996/1997 school year, data on schools for disabled children and youth and religious grammar schools have been included.

3) Until the 2004/2005 school year, only data on kindergartens were presented. Since 2004/2005, data on other legal entities implementing pre-school educational programmes have been included.

4) Since the 1991/1992 school year, the number of secondary schools has increased due to the transformation of secondary school centres into independent secondary schools: grammar schools, technical and related schools, industrial and crafts schools and art schools.

5) Since the 2006/2007 academic year, the coverage of the survey has been changed and adjusted to user needs. The figure includes all members of academic staff who teach at institutions of higher education. Since members of academic staff can teach at two or more institutions of higher education, the figure shown does not correspond to the actual number of persons. Number of academic staff presented as full-time equivalent roughly corresponds to the actual number of persons (see table 27-13.).

**27.2. UČENICI I STUDENTI KOJI SU ZAVRŠILI OSNOVNU ILI SREDNJU ŠKOLU ODNOSNO DIPLOMIRALI NA VISOKIM UČILIŠTIMA**  
BASIC AND SECONDARY SCHOOL GRADUATES AND STUDENTS GRADUATED FROM INSTITUTIONS OF HIGHER EDUCATION

	Učenici koji su završili osnovnu školu <sup>1)</sup> NSKO 2 Graduated from basic school <sup>1)</sup> ISCED 2			Učenici koji su završili srednju školu <sup>1)</sup> NSKO 3 Graduated secondary school <sup>1)</sup> ISCED 3			Studenti koji su diplomirali na visokim učilištima (NSKO 5) Students graduated from institutions of higher education (ISCED 5)					
	ukupno Total	učenici Male	učenice Female	ukupno Total	učenici Male	učenice Female	stručni studij NSKO 5.2. Professional study ISCED 5B			sveučilišni studij NSKO 5.1. University study ISCED 5A		
							ukupno Total	studenti Male	studentice Female	ukupno Total	studenti Male	studentice Female
1989.	64 753	...	...	41 050	...	...	3 751	1 761	1 990	6 637	3 276	3 361
1990.	62 310	...	...	42 408	...	...	3 284	1 524	1 760	6 422	2 969	3 453
1991.	52 276	...	...	40 126	19 754	20 372	3 009	1 316	1 693	5 671	2 700	2 971
1992.	52 228	...	...	37 970	17 764	20 206	2 783	1 160	1 623	5 073	2 194	2 879
1993.	58 002	...	...	39 911	18 882	21 029	2 967	1 300	1 667	5 308	2 346	2 962
1994.	57 656	...	...	54 914	27 370	27 544	2 852	1 300	1 552	5 542	2 337	3 205
1995.	56 597	...	...	45 088	21 921	23 167	3 219	1 701	1 518	6 079	2 634	3 445
1996.	55 198	...	...	48 498	24 396	24 102	3 782	1 944	1 838	7 679	3 423	4 256
1997.	52 376	26 773	25 603	51 005	25 396	25 609	3 657	2 019	1 638	7 803	3 489	4 314
1998.	54 522	27 966	26 556	51 165	25 603	25 562	4 419	2 374	2 045	8 867	3 759	5 108
1999.	52 285	26 658	25 627	50 928	25 435	25 493	4 468	2 314	2 154	8 847	3 653	5 194
2000.	53 839	27 380	26 459	49 081	24 025	25 056	4 626	2 419	2 207	8 884	3 585	5 299
2001.	52 982	26 990	25 992	48 203	24 085	24 118	5 432	2 373	3 059	8 378	3 416	4 962
2002.	53 368	27 235	26 133	47 057	23 162	23 895	5 453	2 649	2 804	9 415	3 733	5 682
2003.	51 211	26 250	24 961	47 092	23 384	23 708	6 489	2 864	3 625	9 243	3 753	5 490
2004.	50 088	25 644	24 444	48 548	23 848	24 700	8 029	3 282	4 747	9 362	3 724	5 638
2005.	50 173	25 538	24 635	47 698	23 536	24 162	8 458	3 432	5 026	9 732	3 913	5 819
2006.	49 578	25 489	24 089	46 551	22 874	23 677	8 919	3 765	5 154	10 647	4 207	6 440
2007.	46 814	24 046	22 768	45 823	22 399	23 424	9 929	4 292	5 637	11 040	4 497	6 543
2008.	46 328	23 585	22 743	44 506	22 115	22 391	10 247	4 430	5 817	15 326	6 129	9 197

1) Od 1996. uključeni su i podaci za učenike škola za djecu i mladež s teškoćama u razvoju.

1) Since 1996, data on schools for disabled children and youth have been included.

**27-3. REDOVITE ŠKOLE, RAZREDNI ODJELI, UČENICI I NASTAVNICI, KRAJ ŠKOLSKE GODINE**  
 REGULAR SCHOOLS, CLASS UNITS, PUPILS/STUDENTS AND TEACHERS, END OF SCHOOL YEAR

	Škole Schools	Razredni odjeli Class units	Učenci Pupils/Students				Nastavnici Teachers			
			ukupno Total	učenici Male	učenice Female	I. razreda First grade	ukupno Total	muškarci Men	žene Women	s punim radnim vremenom Full-time teachers
<b>Osnovne škole (NSKO 1 i 2)</b> Basic schools (ISCED 1&2)										
1998./1999.	2 089	18 089	415 250	212 818	202 432	50 089	25 555	6 082	19 473	22 845
1999./2000.	2 093	18 180	409 749	210 180	199 569	47 374	26 259	6 210	20 049	23 299
2000./2001.	2 088	18 180	402 281	206 051	196 230	47 127	26 495	6 267	20 228	23 325
2001./2002.	2 088	18 225	397 246	203 580	193 666	48 405	26 899	6 200	20 699	23 532
2002./2003.	2 087	18 221	392 122	201 013	191 109	48 626	27 230	6 176	21 054	23 545
2003./2004.	2 083	18 238	390 533	200 250	190 283	50 326	28 125	6 228	21 897	23 714
2004./2005.	2 088	18 313	388 961	199 291	189 670	48 682	28 836	6 230	22 606	24 087
2005./2006.	2 085	18 324	384 634	197 162	187 472	46 552	29 256	6 177	23 079	24 095
2006./2007.	2 084	18 355	378 572	193 965	184 607	44 143	29 743	6 095	23 648	24 175
2007./2008.	2 073	18 380	373 342	190 934	182 408	42 850	30 310	6 028	24 282	24 489
<b>Srednje škole (NSKO 3)</b> Upper secondary schools (ISCED 3)										
1998./1999.	597	6 982	195 197	96 601	98 596	56 466	17 800	6 756	11 044	12 415
1999./2000.	611	6 960	191 252	94 491	96 761	54 003	18 783	6 921	11 862	13 130
2000./2001.	618	6 983	191 039	94 706	96 333	55 871	19 094	6 922	12 172	13 431
2001./2002.	627	7 072	190 744	94 541	96 203	54 877	19 214	6 899	12 315	13 346
2002./2003.	634	7 137	191 670	94 878	96 792	54 941	19 560	6 934	12 626	13 533
2003./2004.	641	7 174	190 784	94 113	96 671	53 438	20 099	7 058	13 041	13 843
2004./2005.	647	7 121	186 918	92 791	94 127	51 875	21 142	7 540	13 602	11 389
2005./2006.	656	7 098	184 924	91 678	93 246	52 090	21 775	7 594	14 181	10 989
2006./2007.	667	7 104	183 347	91 088	92 259	51 581	22 207	7 691	14 516	10 953
2007./2008.	674	7 080	179 777	89 686	90 091	49 487	22 970	8 089	14 881	11 480
Gimnazije Grammar schools	171	1 906	50 540	18 728	31 812	12 473	5 179	1 432	3 747	2 885
Tehničke i srodne škole Technical and related schools	258	3 166	82 902	42 510	40 392	21 082	9 745	3 444	6 301	4 791
Industrijske i obrtničke škole Industrial and crafts schools	200	1 896	41 576	27 033	14 543	14 410	6 469	2 686	3 783	2 688
Umjetničke škole Art schools	45	112	4 759	1 415	3 344	1 522	1 577	527	1 050	1 116

**27-4. OSNOVNE ŠKOLE ZA DJECU I MLADEŽ S TEŠKOĆAMA U RAZVOJU (NSKO 1 i 2), RAZREDNI ODJELI I OBRAZOVNE GRUPE, UČENICI I UČITELJI, KRAJ ŠKOLSKE GODINE**  
 BASIC SCHOOLS FOR DISABLED CHILDREN AND YOUTH (ISCED 1 & 2), CLASS UNITS AND EDUCATIONAL GROUPS, PUPILS AND TEACHERS, END OF SCHOOL YEAR

	Škole Schools	Razredni odjeli i obrazovne grupe Class units and educational groups	Učenci Pupils			Učitelji Teachers			
			ukupno Total	učenici Male	učenice Female	ukupno Total	muškarci Men	žene Women	s punim radnim vremenom Full-time teachers
2003./2004.	56	332	2 243	1 365	878	720	123	597	663
2004./2005.	56	312	2 151	1 323	828	688	105	583	604
2005./2006.	60	372	2 261	1 389	872	788	112	676	714
2006./2007.	60	351	2 205	1 367	838	842	120	722	766
2007./2008.	56	321	2 056	1 290	766	835	126	709	748

OBRAZOVANJE  
EDUCATION

**27-5. SREDNJE ŠKOLE ZA MLADEŽ S TEŠKOĆAMA U RAZVOJU (NSKO 3), RAZREDNI ODJELI I OBRAZOVNE GRUPE, UČENICI I NASTAVNICI, KRAJ ŠKOLSKE GODINE**  
UPPER SECONDARY SCHOOLS FOR DISABLED YOUTH (ISCED 3), CLASS UNITS AND EDUCATIONAL GROUPS, STUDENTS AND TEACHERS, END OF SCHOOL YEAR

	Škole Schools	Razredni odjeli i obrazovne grupe Class units and educational groups	Učenci Students			Nastavnici Teachers			
			ukupno Total	učenici Male	učenice Female	ukupno Total	muškarci Men	žene Women	s punim radnim vremenom Full-time teachers
2003./2004.	24	183	1 633	914	719	309	122	187	233
2004./2005.	32	193	1 759	1 012	747	374	140	234	158
2005./2006.	32	190	1 664	996	668	386	134	252	191
2006./2007.	33	196	1 627	980	647	397	141	256	213
2007./2008.	34	192	1 533	915	618	424	158	266	208

**27-6. OSNOVNO OBRAZOVANJE ODRASLIH (NSKO 1 i 2), RAZREDNI ODJELI I OBRAZOVNE GRUPE, POLAZNICI I NASTAVNICI, KRAJ ŠKOLSKE GODINE**  
BASIC ADULT EDUCATION (ISCED 1 & 2), CLASS UNITS AND EDUCATIONAL GROUPS, STUDENTS AND TEACHERS, END OF SCHOOL YEAR

	Škole i druge ovlaštene ustanove Schools and other licensed institutions	Razredni odjeli i obrazovne grupe Class units and educational groups	Polaznici Students			Nastavnici Teachers			
			ukupno Total	muškarci Men	žene Women	ukupno Total	muškarci Men	žene Women	s punim radnim vremenom Full-time teachers
2003./2004.	8	45	479	349	130	75	22	53	25
2004./2005.	7	35	484	345	139	61	19	42	24
2005./2006.	6	41	495	387	108	45	12	33	23
2006./2007.	7	31	289	221	68	57	18	39	37
2007./2008.	7	30	304	235	69	67	25	42	21

**27-7. SREDNJE OBRAZOVANJE ODRASLIH (NSKO 3), RAZREDNI ODJELI I OBRAZOVNE GRUPE, POLAZNICI I NASTAVNICI, KRAJ ŠKOLSKE GODINE**  
SECONDARY ADULT EDUCATION (ISCED 3), CLASS UNITS AND EDUCATIONAL GROUPS, STUDENTS AND TEACHERS, END OF SCHOOL YEAR

	Škole i druge ovlaštene ustanove Schools and other licensed institutions	Razredni odjeli i obrazovne grupe Class units and educational groups	Polaznici Students			Nastavnici Teachers			
			ukupno Total	muškarci Men	žene Women	ukupno Total	muškarci Men	žene Women	s punim radnim vremenom Full-time teachers
2003./2004.	61	344	6 004	3 770	2 234	1 275	584	691	97
2004./2005.	70	376	6 789	3 800	2 989	1 779	668	1 111	46
2005./2006.	65	330	5 565	3 500	2 065	1 523	583	940	89
2006./2007.	65	400	6 913	4 008	2 905	1 589	628	961	85
2007./2008.	70	433	6 843	4 149	2 694	1 749	701	1 048	106

**27-8. ŠKOLE ZA OSNOVNO POSEBNO OBRAZOVANJE – OSNOVNE GLAZBENE I BALETNE ŠKOLE (NSKO 2), UČENICI I NASTAVNICI, KRAJ ŠKOLSKE GODINE**  
SPECIAL BASIC SCHOOLS – BASIC MUSIC AND BALLET SCHOOLS (ISCED 2), PUPILS AND TEACHERS, END OF SCHOOL YEAR

	Škole Schools	Učenci Pupils			Nastavnici Teachers			
		ukupno Total	učenici Male	učenice Female	ukupno Total	muškarci Men	žene Women	s punim radnim vremenom Full-time teachers
2003./2004.	86	12 407	4 752	7 655	1 289	433	856	1 061
2004./2005.	83	13 145	4 968	8 177	1 321	431	890	1 073
2005./2006.	83	13 464	5 148	8 316	1 413	469	944	1 171
2006./2007.	86	13 736	5 070	8 666	1 470	485	985	1 202
2007./2008.	83	14 136	5 351	8 785	1 621	576	1 045	1 244



27-9. UČENICI KOJI SU ZAVRŠILI OSNOVNU I SREDNJU ŠKOLU  
BASIC AND SECONDARY SCHOOL GRADUATES

	Završili školovanje Number of graduates					
	2003./2004.	2004./2005.	2005./2006.	2006./2007.	2007./2008.	
<b>Redovite škole</b> Regular schools						
Osnovne škole (VIII. razred; NSKO 2)	49 758	49 905	49 241	46 531	46 328	Basic schools (8th grade) (ISCED 2)
Srednje škole (NSKO 3)	48 048	47 138	46 042	45 293	44 028	Secondary schools (ISCED 3)
Gimnazije	12 505	12 042	12 288	12 228	12 185	Grammar schools
Strukovne škole <sup>1)</sup>	34 711	34 262	32 893	32 217	30 986	Vocational secondary schools <sup>1)</sup>
Strojarstvo	4 350	4 353	3 980	3 886	3 773	Mechanical engineering
Brodogradnja	55	65	77	34	39	Shipbuilding
Metalurgija	9	-	-	-	-	Metallurgy
Elektrotehnika	4 980	5 219	4 845	4 967	4 699	Electrical engineering
Geologija, rudarstvo i nafta	37	30	42	40	49	Geology, mining and petroleum
Trgovina	2 641	2 368	2 247	2 205	1 993	Trade
Ekonomija	6 323	5 962	5 938	5 904	5 959	Economics
Ugostiteljstvo i turizam	4 142	4 212	4 087	4 074	3 809	Hotels, catering and tourism
Poljoprivreda	881	944	1 002	968	954	Agriculture
Prehrana	880	852	782	673	492	Food processing
Veterina	315	320	348	353	272	Veterinary
Šumarstvo	247	204	197	190	225	Forestry
Obrada drva	633	565	567	503	437	Wood processing
Graditeljstvo i geodezija	1 190	1 095	1 158	1 192	1 256	Civil engineering and geodesy
Cestovni promet	783	824	808	782	839	Road transport
Unutrašnji transport	96	45	22	33	30	Internal transport
Pomorski i riječni promet	295	334	391	314	307	Sea water and river transport
PT promet	243	236	210	203	234	Post and telecommunications
Zračni promet	62	59	104	54	58	Air transport
Željeznički promet	163	105	153	143	192	Railway transport
Kemijska tehnologija	292	314	246	184	160	Chemical technology
Grafika	409	388	417	506	447	Graphics and printing
Tekstil	975	907	744	614	460	Textiles
Obrada kože	74	92	59	53	37	Leather processing
Zdravstvo	2 235	2 376	2 300	2 210	2 252	Health
Osobne usluge	1 711	1 619	1 480	1 467	1 348	Personal services
Ostale usluge	460	477	385	371	351	Other services
Optika i obrada stakla	30	60	32	58	26	Optics and glass processing
Unutrašnji poslovi i zaštita	-	54	35	-	33	Internal affairs and security
Područje međustrukovnih programa	200	183	237	236	255	Inter-vocational programmes
Umjetničke škole <sup>2)</sup>	832	834	861	848	857	Art schools <sup>2)</sup>
Glazbene	293	299	309	306	263	Music
Baletne	23	22	23	29	20	Ballet
Likovna umjetnost i dizajn	516	513	529	513	574	Fine arts and design

**Škole za djecu i mladež s teškoćama u razvoju**  
Schools for disabled children and youth

Osnovne škole (NSKO 2)	330	255	337	283	290	Basic schools (ISCED 2)
Srednje škole (NSKO 3)	500	560	509	530	478	Secondary schools (ISCED 3)

**Škole za odrasle**  
Adult educational institutions

Osnovne škole <sup>3)</sup> (NSKO 2)	233	202	169	131	136	Basic schools <sup>3)</sup> (ISCED 2)
Srednje škole (NSKO 3)	2 272	2 574	2 689	2 878	3 120	Secondary schools (ISCED 3)

**Škole za osnovno posebno obrazovanje**  
Special basic schools

Osnovne glazbene i baletne škole <sup>2)</sup> (NSKO 2)	1 353	1 340	1 557	1 489	1 541	Basic music and ballet schools <sup>2)</sup> (ISCED 2)
---	-------	-------	-------	-------	-------	--

1) U strukovnim školama iskazani su učenici tehničkih i srodnih škola te industrijskih i obrtničkih škola.

2) Kod umjetničkih škola, osnovnih i srednjih glazbenih i baletnih, iskazani su i privatni učenici.

3) Iskazani su i odrasli polaznici koji su završili školovanje pri redovitoj osnovnoj školi.

1) Under vocational schools, crafts and industrial as well as technical and related school students are listed.

2) Under art schools, both basic and secondary music and ballet ones, private school students are listed.

3) Adult students who completed regular basic school are also included into the number of students who completed studies at adult educational institutions.

OBRAZOVANJE  
EDUCATION

**27-10. OSNOVNE ŠKOLE (NSKO 1 i 2) S NASTAVOM NA JEZIKU I PISMU NACIONALNIH MANJINA, RAZREDNI ODJELI, UČENICI I UČITELJI, KRAJ ŠKOLSKE GODINE**  
BASIC SCHOOLS (ISCED 1 & 2) PROVIDING EDUCATION IN LANGUAGES AND SCRIPTS OF ETHNIC MINORITIES, CLASS UNITS, PUPILS AND TEACHERS, END OF SCHOOL YEAR

	2003./2004.	2004./2005.	2005./2006.	2006./2007.	2007./2008.	
<b>Na češkom jeziku</b> <i>In Czech</i>						
Škole <sup>1)</sup>	7	8	8	7	7	Schools <sup>1)</sup>
Razredni odjeli	23	22	22	21	23	Class units
Učenci	331	333	333	327	320	Pupils
Učitelji	39	49	45	45	41	Teachers
<b>Na mađarskom jeziku</b> <i>In Hungarian</i>						
Škole <sup>1)</sup>	10	10	8	9	9	Schools <sup>1)</sup>
Razredni odjeli	30	30	23	31	31	Class units
Učenci	291	283	202	250	264	Pupils
Učitelji	65	72	53	78	78	Teachers
<b>Na talijanskom jeziku</b> <i>In Italian</i>						
Škole <sup>1)</sup>	17	15	17	17	17	Schools <sup>1)</sup>
Razredni odjeli	114	99	112	110	108	Class units
Učenci	1 700	1 577	1 570	1 521	1 496	Pupils
Učitelji	230	208	236	239	244	Teachers
<b>Na srpskom jeziku</b> <i>In Serbian</i>						
Škole <sup>1)</sup>	36	36	36	35	35	Schools <sup>1)</sup>
Razredni odjeli	179	175	182	176	177	Class units
Učenci	2 819	2 660	2 522	2 397	2 389	Pupils
Učitelji	322	304	338	317	322	Teachers
<b>Na njemačkom jeziku</b> <i>In German</i>						
Škole <sup>1)</sup>	1	3	1	1	1	Schools <sup>1)</sup>
Razredni odjeli	8	23	8	7	7	Class units
Učenci	82	233	79	69	67	Pupils
Učitelji	12	36	5	4	8	Teachers

1) Kao jedinica uzeta je škola u kojoj postoje razredni odjeli s nastavom na jeziku i pismu nacionalnih manjina.

1) A school with class units having lessons in languages and scripts of ethnic minorities has been taken as a unit.

**27-11. SREDNJE ŠKOLE (NSKO 3) S NASTAVOM NA JEZIKU I PISMU NACIONALNIH MANJINA, RAZREDNI ODJELI, UČENICI I NASTAVNICI, KRAJ ŠKOLSKE GODINE**  
UPPER SECONDARY SCHOOLS (ISCED 3) PROVIDING EDUCATION IN LANGUAGES AND SCRIPTS OF ETHNIC MINORITIES, CLASS UNITS, STUDENTS AND TEACHERS, END OF SCHOOL YEAR

	2003./2004.	2004./2005.	2005./2006.	2006./2007.	2007./2008.	
<b>Na češkom jeziku</b> <i>In Czech</i>						
Škole <sup>1)</sup>	1	1	1	1	1	Schools <sup>1)</sup>
Razredni odjeli	3	3	3	4	4	Class units
Učenci	45	42	40	49	50	Students
Nastavnici	5	5	4	4	4	Teachers
<b>Na mađarskom jeziku</b> <i>In Hungarian</i>						
Škole <sup>1)</sup>	1	1	1	1	1	Schools <sup>1)</sup>
Razredni odjeli	11	11	11	11	11	Class units
Učenci	92	78	75	70	66	Students
Nastavnici	21	21	18	18	23	Teachers
<b>Na talijanskom jeziku</b> <i>In Italian</i>						
Škole <sup>1)</sup>	4	4	4	4	4	Schools <sup>1)</sup>
Razredni odjeli	65	65	64	65	63	Class units
Učenci	950	888	822	764	697	Students
Nastavnici	145	126	202	176	167	Teachers
<b>Na srpskom jeziku</b> <i>In Serbian</i>						
Škole <sup>1)</sup>	7	7	7	8	7	Schools <sup>1)</sup>
Razredni odjeli	69	67	66	66	63	Class units
Učenci	1 145	1 038	1 042	954	881	Students
Nastavnici	156	147	135	129	103	Teachers

1) Kao jedinica uzeta je škola u kojoj postoje razredni odjeli s nastavom na jeziku i pismu nacionalnih manjina.

1) A school with class units having lessons in languages and scripts of ethnic minorities has been taken as a unit.

27-12. UPISANI STUDENTI NA VISOKIM UČILIŠTIMA (NSKO 5)  
STUDENTS ENROLLED IN THE INSTITUTIONS OF HIGHER EDUCATION (ISCED 5)

	Visoka učilišta Institutions of higher education	Upisani studenti Students enrolled							
		ukupno Total	studenti Males	studentice Females	I. godina First-year	od toga redoviti studenti Full-time students			
						ukupno Total	studenti Males	studentice Females	I. godina First-year
<b>Ukupno</b> Total									
2004./2005.	103	128 670	59 429	69 241	50 050	92 052	42 173	49 879	35 852
2005./2006.	110	132 952	61 017	71 935	48 540	97 329	44 351	52 978	36 738
2006./2007.	114	136 129	62 458	73 671	49 065	100 455	45 559	54 896	37 008
2007./2008.	115	138 126	62 749	75 377	50 990	101 922	45 633	56 289	36 037
2008./2009.	126	134 188	60 361	73 827	55 377	98 094	44 068	54 026	39 805
<b>Veleučilišta</b> Polytechnics									
2004./2005.	6	12 474	8 450	4 024	6 093	5 940	4 071	1 869	3 176
2005./2006.	9	14 420	8 543	5 877	6 312	7 704	4 557	3 147	3 915
2006./2007.	13	16 141	9 582	6 559	7 984	9 341	5 567	3 774	5 343
2007./2008.	14	18 735	10 736	7 999	10 012	10 701	6 213	4 488	5 714
2008./2009.	15	18 983	10 667	8 316	9 712	11 144	6 458	4 686	5 407
<b>Visoke škole</b> Schools of professional higher education									
2004./2005.	24	13 334	4 407	8 927	4 722	8 874	2 599	6 275	3 307
2005./2006.	23	11 116	4 226	6 890	4 416	7 331	2 409	4 922	2 912
2006./2007.	22	9 413	4 680	4 733	3 518	4 891	2 066	2 825	1 887
2007./2008.	21	7 054	4 012	3 042	2 977	3 463	1 833	1 630	1 512
2008./2009.	27	7 691	4 217	3 474	3 554	3 976	2 005	1 971	1 713
<b>Fakulteti<sup>1)</sup></b> Faculties <sup>1)</sup>									
2004./2005.	67	101 688	46 072	55 616	38 892	76 064	35 003	41 061	29 026
2005./2006.	72	105 908	47 639	58 269	37 374	80 786	36 776	44 010	29 473
2006./2007.	73	109 095	47 602	61 493	37 158	84 743	37 332	47 411	29 373
2007./2008.	74	110 720	47 345	63 375	37 586	86 141	36 931	49 210	28 396
2008./2009.	78	105 942	44 861	61 081	41 637	81 402	34 989	46 413	32 211
<b>Umjetničke akademije</b> Academies of art									
2004./2005.	5	1 174	500	674	343	1 174	500	674	343
2005./2006.	6	1 508	609	899	438	1 508	609	899	438
2006./2007.	6	1 480	594	886	405	1 480	594	886	405
2007./2008.	6	1 617	656	961	415	1 617	656	961	415
2008./2009.	6	1 572	616	956	474	1 572	616	956	474

1) Uključeni su podaci za sveučilišne odjele i integrirana sveučilišta.

1) Including data on university departments and integrated universities

27-13. NASTAVNICI I SURADNICI U NASTAVI NA VISOKIM UČILIŠTIMA PREMA SPOLU U AK. G. 2008./2009.  
ACADEMIC STAFF AT INSTITUTIONS OF HIGHER EDUCATION, BY SEX, 2008/2009 ACADEMIC YEAR

	Nastavnici i suradnici u nastavi Academic staff									Nastavnici i suradnici u nastavi izraženi ekvivalentom pune zaposlenosti/angažiranosti (FTE) <sup>2)</sup> Academic staff in full-time equivalent <sup>2)</sup>			
	od ukupnoga Out of total			prema znanstvenom naslovu By postgraduate degrees						ukupno Total	muškarci Men	žene Women	
	ukupno <sup>1)</sup> Total <sup>1)</sup>	muškarci Men	žene Women	doktori znanosti Doctors of science			magistri znanosti i magistri/specijalisti Masters of science and masters/specialists						
				ukupno Total	muškarci Men	žene Women	ukupno Total	muškarci Men	žene Women				
Visoka učilišta – ukupno	14 995	8 637	6 358	6 826	4 427	2 399	2 422	1 286	1 136	10 801,9	6 106,7	4 695,2	Institutions of higher education – total
Veleučilišta	1 891	1 158	733	622	470	152	356	235	121	896,0	543,5	352,5	Polytechnics
Veleučilište u Čakovcu	7	5	2	2	1	1	1	1	-	5,5	4,5	1,0	Polytechnic in Čakovec
Veleučilište Nikola Tesla u Gospiću	54	39	15	24	19	5	16	13	3	31,7	23,1	8,6	Nikola Tesla Polytechnic in Gospić
Veleučilište u Karlovcu	148	108	40	51	49	2	34	20	14	62,0	42,3	19,7	Polytechnic in Karlovac
Veleučilište Marko Marulić u Kninu	115	79	36	69	51	18	15	14	1	43,0	28,2	14,8	Marko Marulić Polytechnic in Knin
Veleučilište u Požezi	58	28	30	16	12	4	14	7	7	30,7	14,8	15,9	Polytechnic in Požega
Veleučilište u Rijeci	147	90	57	46	32	14	31	19	12	92,6	52,3	40,3	Polytechnic in Rijeka
Veleučilište u Slavonskom Brodu	133	88	45	61	51	10	27	14	13	42,9	29,3	13,6	Polytechnic in Slavonski Brod
Veleučilište u Šibeniku	81	54	27	29	24	5	20	15	5	80,5	53,5	27,0	Polytechnic in Šibenik
Veleučilište u Varaždinu	98	77	21	27	23	4	20	18	2	60,1	47,6	12,5	Polytechnic in Varaždin
Veleučilište u Velikoj Gorici	75	52	23	31	21	10	23	14	9	44,1	31	13,1	Polytechnic in Velika Gorica
Veleučilište Lavoslav Ružička u Vukovaru	101	63	38	42	31	11	18	10	8	36,7	21,7	15,0	Lavoslav Ružička Polytechnic in Vukovar
Društveno veleučilište u Zagrebu	3	2	1	-	-	-	-	-	-	3,0	2,0	1,0	Social Studies Polytechnic in Zagreb
Tehničko veleučilište u Zagrebu i studij	188	133	55	67	47	20	42	33	9	106,5	76,3	30,2	Technical Polytechnic in Zagreb and Department
Zdravstveno veleučilište u Zagrebu	547	270	277	137	97	40	58	33	25	162,2	68,9	93,3	Health Studies Polytechnic in Zagreb
Veleučilište Vern u Zagrebu	136	70	66	20	12	8	37	24	13	94,5	48,0	46,5	Vern Polytechnic in Zagreb
Visoke škole	856	585	271	302	227	75	290	200	90	436,9	273,7	163,2	Schools of professional higher education
Visoka tehnička škola, Bjelovar	14	11	3	5	5	-	2	2	-	5,0	4,7	0,3	Technical School of Professional Higher Education, Bjelovar
Visoka tehnička škola - Politehnički studij u Puli	51	38	13	19	17	2	6	4	2	17,4	11,1	6,3	Accredited Technical College – Polytechnic Studies, Pula
Visoka politehnička škola, Zagreb	12	9	3	5	5	-	6	3	3	2,6	1,9	0,7	College of Polytechnic, Zagreb
Visoka škola za sigurnost, Zagreb	32	23	9	9	4	5	11	10	1	12,2	9,0	3,2	School of Professional Higher Education in Safety, Zagreb
Visoko gospodarsko učilište, Križevci	39	19	20	11	6	5	18	10	8	34,7	15,5	19,2	School of Professional Higher Education in Agriculture, Križevci
Američka visoka škola za management i tehnologiju, Dubrovnik	40	25	15	6	6	-	30	20	10	22,4	11,2	11,2	American College of Management and Technology, Dubrovnik
Visoka škola tržišnih komunikacija Agora, Zagreb	34	27	7	10	9	1	9	5	4	10,2	8,2	2,0	College of Market Communications Agora, Zagreb
Visoka poslovna škola Minerva, Dugopolje	13	10	3	5	5	-	-	-	2	1,9	1,3	0,6	Business School Minerva, Dugopolje
Visoka poslovna škola, Višnjani	12	6	6	4	3	1	7	3	4	8,8	4,5	4,3	Business School, Višnjani
Visoka poslovna škola Zagreb, Zagreb	61	42	19	28	23	5	23	17	6	16,8	10,1	6,7	Business School of Professional Higher Education Zagreb, Zagreb
Visoka poslovna škola Libertas, Zagreb	35	28	7	9	7	2	15	14	1	20,0	15,5	4,5	Libertas Business School, Zagreb
Visoka poslovna škola Utilus, Zagreb	27	19	8	8	7	1	18	12	6	16,5	11,0	5,5	Utilus Business School, Zagreb
Zagrebačka škola za menadžment, Zagreb	38	16	22	14	6	8	16	8	8	24,0	9,3	14,7	Zagreb School of Management, Zagreb
Visoka škola za poslovanje i upravljanje, Zaprešić	76	52	24	39	26	13	14	10	4	34,1	19,3	14,8	School of Professional Higher Education for Business and Management, Zaprešić
Zagrebačka škola ekonomije i managementa, Zagreb	65	34	31	31	17	14	25	17	8	63,1	32,1	31,0	Zagreb School of Economics and Management, Zagreb

1) Podaci uključuju broj nastavnika i suradnika u nastavi koji predaju na visokim učilištima. Jedna osoba može predavati na nekoliko visokih učilišta te iskazani broj ne daje broj fizičkih osoba.

2) Podaci su dobiveni kao izračun nastavnika i suradnika u nastavi izražen jedinicom punoga radnog vremena i približno odgovaraju stvarnom broju fizičkih osoba.

1) Data include the number of academic staff who teach at institutions of higher education. Since it is possible that one person teach at several institutions of higher education, the given number does not present the actual number of physical persons.

2) Data have been obtained as a calculation of the number of academic staff expressed as a FTE unit and approximately correspond to the actual number of physical persons.

27-13. NASTAVNICI I SURADNICI U NASTAVI NA VISOKIM UČILIŠTIMA PREMA SPOLU U AK. G. 2008./2009.  
ACADEMIC STAFF AT INSTITUTIONS OF HIGHER EDUCATION, BY SEX, 2008/2009 ACADEMIC YEAR(nastavak)  
(continued)

	Nastavnici i suradnici u nastavi Academic staff									Nastavnici i suradnici u nastavi izraženi ekvivalentom pune zaposlenosti/angažiranosti (FTE) <sup>2)</sup> Academic staff in full-time equivalent <sup>2)</sup>			
	ukupno <sup>1)</sup> Total <sup>1)</sup>	od ukupnoga Out of total		prema znanstvenom naslovu By postgraduate degrees						ukupno Total	muškarci Men	žene Women	
		muškarci Men	žene Women	doktori znanosti Doctors of science			magistri znanosti i magistri/specijalisti Masters of science and masters/specialists						
				ukupno Total	muškarci Men	žene Women	ukupno Total	muškarci Men	žene Women				
RRIF Visoka škola za financijski menadžment, Zagreb	31	19	12	8	7	1	14	8	6	19,8	11,8	8,0	RRIF School of Professional Higher Education for Financial Management, Zagreb
Visoka škola za ekonomiju, poduzetništvo i upravljanje Zrinski, Zagreb	20	13	7	6	5	1	6	5	1	16,0	11,0	5,0	Zrinski School of Economics, Zagreb
Visoka škola za primijenjeno računalstvo, Zagreb	22	17	5	6	5	1	1	1	-	13,0	9,7	3,3	University College for Applied Computer, Zagreb
Međunarodna diplomatska škola za poslovno upravljanje, Zagreb	13	10	3	11	9	2	1	1	-	0,7	0,5	0,2	International Graduate Business School, Zagreb
Visoka škola za informacijske tehnologije, Zagreb	48	40	8	3	3	-	4	4	-	16,4	12,4	4,0	College for Information Technologies, Zagreb
Visoka novinarska škola, Zagreb	12	9	3	5	4	1	3	2	1	3,7	3,3	0,4	School of Professional Higher Education for Journalism, Zagreb
Visoka škola za odnose s javnošću i studij medija Kairos, Zagreb	15	10	5	6	4	2	4	3	1	1,7	1,2	0,5	College for Public Relations and Media Studies Kairos, Zagreb
Visoka škola za menadžment u turizmu i informatici, Virovitica	20	11	9	5	5	-	6	5	1	4,9	3,1	1,8	School of Professional Higher Education for Management in Tourism and Informatics, Virovitica
Visoka škola Hrvatsko zagorje, Krapina	36	29	7	19	16	3	11	7	4	12,8	10,4	2,4	School of Professional Higher Education Hrvatsko zagorje, Krapina
Visoka policijska škola, Zagreb	30	22	8	6	4	2	13	11	2	30,0	22,0	8,0	Police School of Professional Higher Education, Zagreb
Visoko evanđeosko teološko učilište, Osijek	36	34	2	12	12	-	16	14	2	22,7	20,7	2,0	Evangelical Theological Seminary, Osijek
Teološki fakultet, Zagreb - evangelički	24	12	12	12	7	5	9	4	5	5,5	2,9	2,6	Faculty of Theology, Zagreb - Evangelic
Institut	19	17	2	11	11	-	8	6	2	11,5	11,0	0,5	Institute
Filozofsko-teološki institut Družbe Isusove, Zagreb	19	17	2	11	11	-	8	6	2	11,5	11,0	0,5	Institute of Philosophy and Theology of the Society of Jesus, Zagreb
Fakulteti	10 184	5 724	4 460	5 245	3 300	1 945	1 446	698	748	7 939,3	4 460,6	3 478,7	Faculties
Prirodoslovno-matematički fakultet - Matematički odjel, Zagreb	114	85	29	73	55	18	13	11	2	96,9	72,9	24,0	Faculty of Science, Department of Mathematics, Zagreb
Prirodoslovno-matematički fakultet, Split	119	70	49	77	51	26	14	10	4	78,7	41,6	37,1	Faculty of Science, Split
Prirodoslovno-matematički fakultet, Zagreb	443	246	197	267	162	105	26	10	16	372,0	195,9	176,1	Faculty of Science, Zagreb
Arhitektonski fakultet Zagreb	197	131	66	57	40	17	26	12	14	119,0	80,6	38,4	Faculty of Architecture, Zagreb
Građevinski fakultet, Osijek	72	41	31	34	25	9	16	6	10	59,0	32,4	26,6	Faculty of Civil Engineering, Osijek
Građevinski fakultet, Rijeka	79	47	32	27	19	8	12	5	7	58,1	31,9	26,2	Faculty of Civil Engineering, Rijeka
Građevinski fakultet, Zagreb	145	93	52	69	49	20	13	7	6	121,8	75,3	46,5	Faculty of Civil Engineering, Zagreb
Građevinsko-arhitektonski fakultet, Split	79	49	30	37	22	15	12	6	6	76,0	47,0	29,0	Faculty of Civil Engineering and Architecture, Split
Geodetski fakultet, Zagreb	73	54	19	32	23	9	17	13	4	65,5	47,2	18,3	Faculty of Geodesy, Zagreb
Geotehnički fakultet, Varaždin	58	50	8	38	33	5	11	10	1	41,3	35,8	5,5	Faculty of Geotechnical Engineering, Varaždin
Grafički fakultet, Zagreb	60	31	29	36	20	16	7	4	3	56,0	28,6	27,4	Faculty of Graphic Arts, Zagreb
Strojarski fakultet, Slavonski Brod	52	42	10	30	27	3	8	5	3	45,8	36,7	9,1	Faculty of Mechanical Engineering, Slavonski Brod
Fakultet strojarstva i brodogradnje, Zagreb	330	281	49	166	150	16	34	18	16	294,3	251,2	43,1	Faculty of Mechanical Engineering and Naval Architecture, Zagreb
Tehnički fakultet, Rijeka	184	144	40	77	64	13	29	19	10	128,8	101,1	27,7	Faculty of Engineering, Rijeka
Fakultet elektrotehnike, strojarstva i brodogradnje, Split	148	120	28	76	68	8	24	13	11	147,1	119,1	28,0	Faculty of Electrical Engineering, Mechanical Engineering and Naval Architecture, Split
Elektrotehnički fakultet, Osijek i studiji	119	103	16	39	36	3	18	14	4	92,6	79,0	13,6	Faculty of Electrical Engineering, Osijek, and Departments

**27-13. NASTAVNICI I SURADNICI U NASTAVI NA VISOKIM UČILIŠTIMA PREMA SPOLU U AK. G. 2008./2009.**  
ACADEMIC STAFF AT INSTITUTIONS OF HIGHER EDUCATION, BY SEX, 2008/2009 ACADEMIC YEAR

(nastavak)  
(continued)

	Nastavnici i suradnici u nastavi Academic staff									Nastavnici i suradnici u nastavi izraženi ekvivalentom pune zaposlenosti (FTE) <sup>2)</sup> Academic staff in full-time equivalent <sup>2)</sup>			
	od ukupnoga Out of total			prema znanstvenom naslovu By postgraduate degrees						ukupno Total	muškarci Men	žene Women	
	ukupno <sup>1)</sup> Total <sup>1)</sup>	muškarci Men	žene Women	doktori znanosti Doctors of science			magistri znanosti i magistri/specijalisti Masters of science and masters/specialists						
				ukupno Total	muškarci Men	žene Women	ukupno Total	muškarci Men	žene Women				
Fakultet elektrotehnike i računarstva, Zagreb	354	296	58	188	167	21	47	38	9	316,2	263,1	53,1	Faculty of Electrical Engineering and Computing, Zagreb
Fakultet prometnih znanosti, Zagreb	108	84	24	57	42	15	23	17	6	108,0	84,0	24,0	Faculty of Transport and Traffic Engineering, Zagreb
Rudarsko-geološko-naftni fakultet, Zagreb	102	66	36	61	43	18	8	1	7	102,0	66,0	36,0	Faculty of Mining, Geology and Petroleum Engineering, Zagreb
Metallurški fakultet, Sisak	32	18	14	21	15	6	9	2	7	29,7	15,9	13,8	Faculty of Metallurgy, Sisak
Fakultet kemijskog inženjerstva i tehnologije, Zagreb	138	57	81	89	34	55	8	5	3	129,2	50,6	78,6	Faculty of Chemical Engineering and Technology, Zagreb
Kemijsko-tehnološki fakultet, Split	65	28	37	38	17	21	3	1	2	65,0	28,0	37,0	Faculty of Chemistry and Technology, Split
Tekstilno-tehnološki fakultet, Zagreb i studijska jedinica	146	52	94	56	28	28	23	5	18	123,8	42,8	81,0	Faculty of Textile Technology, Zagreb and Department
Pomorski fakultet, Rijeka	91	68	23	49	37	12	28	19	9	74,5	55,5	19,0	Faculty of Maritime Studies, Rijeka
Pomorski fakultet, Split i studij	93	69	24	35	27	8	22	17	5	78,6	59,7	18,9	Faculties of Maritime Studies, Split and Department
Medicinski fakultet, Osijek	229	129	100	117	75	42	28	11	17	107,1	57,2	49,9	Faculty of Medicine, Osijek
Medicinski fakultet, Rijeka	663	230	433	247	118	129	124	58	66	444,5	149,0	295,5	Faculty of Medicine, Rijeka
Medicinski fakultet, Split	555	249	306	183	112	71	83	43	40	194,6	76,7	117,9	Faculty of Medicine, Split
Medicinski fakultet, Zagreb	358	213	145	334	200	134	17	10	7	345,6	207,4	138,2	Faculty of Medicine, Zagreb
Stomatološki fakultet, Zagreb	193	95	98	151	76	75	40	19	21	131,2	65,6	65,6	Faculty of Dental Medicine, Zagreb
Farmaceutsko-biokemijski fakultet, Zagreb	107	29	78	74	23	51	4	1	3	103,1	27,4	75,7	Faculty of Pharmacy and Biochemistry, Zagreb
Veterinarski fakultet, Zagreb	183	103	80	128	78	50	5	1	4	180,6	101,4	79,2	Faculty of Veterinary Medicine, Zagreb
Prehrambeno-tehnološki fakultet, Osijek	89	37	52	53	29	24	9	-	9	77,3	30,7	46,6	Faculty of Food Technology, Osijek
Prehrambeno-biotehnološki fakultet, Zagreb	155	54	101	93	34	59	7	3	4	155,0	54,0	101,0	Faculty of Food Technology and Biotechnology, Zagreb
Poljoprivredni fakultet, Osijek i studij	162	101	61	97	61	36	35	24	11	149,0	90,3	58,7	Faculty of Agriculture, Osijek and Department
Agronomski fakultet, Zagreb	293	166	127	164	107	57	33	17	16	266,4	147,5	118,9	Faculty of Agriculture, Zagreb
Šumarski fakultet, Zagreb	131	99	32	76	63	13	3	2	1	120,0	92,0	28,0	Faculty of Forestry, Zagreb
Ekonomski fakultet, Osijek i studiji	68	41	27	38	27	11	10	5	5	64,5	37,8	26,7	Faculty of Economics, Osijek and Departments
Ekonomski fakultet, Rijeka	74	37	37	49	29	20	13	3	10	71,0	34,5	36,5	Faculty of Economics, Rijeka
Ekonomski fakultet, Split	131	69	62	57	38	19	35	14	21	101,0	47,3	53,7	Faculty of Economics, Split
Ekonomski fakultet, Zagreb	247	110	137	124	64	60	32	14	18	244,7	107,7	137	Faculty of Economics, Zagreb
Fakultet za menadžment u turizmu i ugostiteljstvu, Opatija	64	28	36	42	19	23	10	1	9	61,0	25,5	35,5	Faculty of Tourism and Hospitality Management, Opatija
Fakultet organizacije i informatike, Varaždin	89	57	32	47	35	12	14	9	5	80,3	49,7	30,6	Faculty of Organization and Informatics, Varaždin
Pravni fakultet, Osijek	54	30	24	27	19	8	10	4	6	54,0	30,0	24,0	Faculty of Law, Osijek
Pravni fakultet, Rijeka	56	22	34	30	15	15	15	5	10	56,0	22,0	34,0	Faculty of Law, Rijeka
Pravni fakultet, Split	55	28	27	27	19	8	15	7	8	51,6	26,0	25,6	Faculty of Law, Split
Pravni fakultet, Zagreb	200	99	101	84	56	28	32	9	23	159,1	78,9	80,2	Faculty of Law, Zagreb
Fakultet političkih znanosti, Zagreb	102	65	37	50	34	16	16	8	8	81,5	52,5	29,0	Faculty of Political Sciences, Zagreb
Filozofski fakultet, Osijek	254	106	148	129	72	57	19	8	11	169,3	65,6	103,7	Faculty of Philosophy, Osijek
Filozofski fakultet, Rijeka	242	101	141	134	65	69	29	10	19	163,3	54,1	109,2	Faculty of Philosophy, Rijeka
Filozofski fakultet, Split	218	104	114	114	71	43	36	15	21	128,5	53,5	75,0	Faculty of Philosophy, Split
Filozofski fakultet, Zagreb	742	429	313	286	148	138	135	36	99	610,6	369,3	241,3	Faculty of Humanities and Social Sciences, Zagreb
Hrvatski studiji, Zagreb	180	100	80	110	69	41	3	-	3	73,5	44,3	29,2	Croatian Studies, Zagreb
Učiteljski fakultet, Čakovec	50	24	26	15	9	6	10	5	5	37,0	19,4	17,6	Faculty of Teacher Education, Čakovec
Učiteljski fakultet, Osijek i studij	86	23	63	33	11	22	14	5	9	58,5	12,6	45,9	Faculty of Teacher Education, Osijek and Department
Učiteljski fakultet, Petrinja	38	15	23	5	3	2	10	4	6	27,4	10,9	16,5	Faculty of Teacher Education, Petrinja

27-13. NASTAVNICI I SURADNICI U NASTAVI NA VISOKIM UČILIŠTIMA PREMA SPOLU U AK. G. 2008./2009.  
ACADEMIC STAFF AT INSTITUTIONS OF HIGHER EDUCATION, BY SEX, 2008/2009 ACADEMIC YEAR(nastavak)  
(continued)

	Nastavnici i suradnici u nastavi Academic staff									Nastavnici i suradnici u nastavi izraženi ekvivalentom pune zaposlenosti (FTE) <sup>2)</sup> Academic staff in full-time equivalent <sup>2)</sup>			
	od ukupnoga Out of total			prema znanstvenom naslovu By postgraduate degrees						ukupno Total	muškarci Men	žene Women	
	ukupno <sup>1)</sup> Total <sup>1)</sup>	muškarci Men	žene Women	doktori znanosti Doctors of science			magistri znanosti i magistri/specijalisti Masters of science and masters/specialists						
				ukupno Total	muškarci Men	žene Women	ukupno Total	muškarci Men	žene Women				
Učiteljski fakultet Rijeka, i studij	70	16	54	22	5	17	24	3	21	42,4	10,6	31,8	Faculty of Teacher Education, Rijeka and Department
Učiteljski fakultet, Zagreb	101	34	67	39	16	23	18	5	13	79,8	30,2	49,6	Faculty of Teacher Education, Zagreb
Edukacijsko-rehabilitacijski fakultet, Zagreb	112	29	83	75	27	48	11	-	11	76,5	11,9	64,6	Faculty of Special Education and Rehabilitation, Zagreb
Kineziološki fakultet, Split	78	53	25	36	27	9	7	5	2	33,9	24,6	9,3	Faculty of Kinesiology, Split
Kineziološki fakultet, Zagreb	55	35	20	42	28	14	7	5	2	55,0	35,0	20,0	Faculty of Kinesiology, Zagreb
Katolički bogoslovni fakultet, Đakovo	31	27	4	18	17	1	11	9	2	24,4	22,0	2,4	Catholic Theological Faculty, Đakovo
Katolički bogoslovni fakultet, Zagreb i studij	158	114	44	93	79	14	46	32	14	118,4	85,5	32,9	Catholic Theological Faculty, Zagreb and department
Katolički bogoslovni fakultet, Split	42	41	1	31	30	1	6	6	-	36,1	35,1	1,0	Catholic Theological Faculty, Split
Filozofski fakultet Družbe Isusove, Zagreb	48	42	6	37	34	3	10	7	3	19,4	17,9	1,5	Faculty of Philosophy of the Society of Jesus, Zagreb
Teološki fakultet, Maruševec – adventistički	20	15	5	5	4	1	9	7	2	6,3	5,1	1,2	Faculty of Theology, Maruševec – Adventist
Sveučilišta – Odjeli	1 286	661	625	551	351	200	232	103	129	950,5	449,3	501,2	University Departments
Sveučilišni studijski centar za stručne studije, Split	178	112	66	17	15	2	45	33	12	96,7	54,1	42,6	University Department for Professional Courses of Study, Split
Sveučilišni odjeli Sveučilišta u Dubrovniku	227	134	93	122	89	33	43	24	19	142,4	74,7	67,7	University Departments of University of Dubrovnik
Sveučilište Jurja Dobrića u Puli – odjeli	184	91	93	66	32	34	30	13	17	149,2	70,8	78,4	Juraj Dobrića University of Pula – Departments
Sveučilišni odjeli Sveučilišta u Zadru	318	130	188	125	76	49	58	21	37	309,8	125,3	184,5	University Departments of University of Zadar
Sveučilišni studijski centar za studije mora, Split	79	46	33	56	40	16	12	2	10	44,0	25,5	18,5	University Department for Maritime Studies, Split
Međusveučilišni studij mediteranske poljoprivrede, Split	53	28	25	37	19	18	8	2	6	28,4	16,4	12,0	Interuniversity Study of Mediterranean Agriculture, Split
Odjel za fiziku Sveučilišta u Osijeku	41	31	10	25	22	3	4	2	2	23,6	18,1	5,5	Physics Department of University of Osijek
Odjel za matematiku Sveučilišta u Osijeku	56	30	26	32	21	11	6	2	4	38,2	19,8	18,4	Mathematics Department of University of Osijek
Odjel za biologiju Sveučilišta u Osijeku	50	19	31	30	16	14	6	1	5	35,0	11,7	23,3	Biology Department of University of Osijek
Odjel za kemiju Sveučilišta u Osijeku	33	12	21	15	8	7	8	-	8	23,9	9,0	14,9	Chemistry Department of University of Osijek
Odjel za informatiku Sveučilišta u Rijeci	24	11	13	12	7	5	2	-	2	20,3	7,3	13,0	Informatics Department of University of Rijeka
Odjel za fiziku Sveučilišta u Rijeci	18	10	8	8	4	4	4	2	2	18,0	10,0	8,0	Physics Department of University of Rijeka
Odjel za matematiku Sveučilišta u Rijeci	25	7	18	6	2	4	6	1	5	21,0	6,6	14,4	Mathematics Department of University of Rijeka
Umjetničke akademije	759	492	267	95	68	27	90	44	46	567,7	368,6	199,1	Academies of art
Muzička akademija, Zagreb	138	84	54	6	6	-	25	11	14	120,3	76,7	43,6	Academy of Music, Zagreb
Akademija likovnih umjetnosti, Zagreb	135	96	39	29	20	9	23	14	9	103,6	75,9	27,7	Academy of Fine Arts, Zagreb
Umjetnička akademija, Osijek	111	68	43	4	1	3	6	1	5	72,5	42,5	30,0	Arts Academy, Osijek
Umjetnička akademija, Split	170	110	60	27	21	6	16	8	8	100,5	61,1	39,4	Arts Academy, Split
Akademija dramske umjetnosti, Zagreb	130	88	42	20	18	2	6	5	1	113,4	76,3	37,1	Academy of Dramatic Arts, Zagreb
Akademija primijenjenih umjetnosti, Rijeka	75	46	29	9	2	7	14	5	9	57,4	36,1	21,3	Academy of Applied Arts, Rijeka

**27-14. UPISANI STUDENTI NA STRUČNI I SVEUČILIŠNI STUDIJ PREMA SPOLU (NSKO 5) U AK. G. 2008./2009.**  
*STUDENTS ENROLLED ON PROFESSIONAL AND UNIVERSITY STUDY (ISCED 5), BY SEX, 2008/2009 ACADEMIC YEAR*

	Upisani studenti <i>Enrolled students</i>								
	ukupno <i>Total</i>	studenti <i>Male</i>	studentice <i>Female</i>	redoviti <i>Full-time</i>	od toga l. godina <i>First-year students</i>				
					ukupno <i>Total</i>	studenti <i>Male</i>	studentice <i>Female</i>	redoviti <i>Full-time</i>	
Visoka učilišta	134 188	60 361	73 827	98 094	55 377	26 219	29 158	39 805	<i>Institutions of higher education</i>
Veleučilišta	18 983	10 667	8 316	11 144	9 712	5 592	4 120	5 407	<i>Polytechnics</i>
Međimursko veleučilište u Čakovcu	85	73	12	57	85	73	12	57	<i>Međimurje Polytechnic in Čakovec</i>
Veleučilište Nikola Tesla u Gospiću	459	196	263	205	258	131	127	116	<i>Nikola Tesla Polytechnic in Gospić</i>
Veleučilište u Karlovcu	1 613	906	707	991	852	482	370	478	<i>Polytechnic in Karlovac</i>
Veleučilište Marko Marulić u Kninu	335	134	201	246	227	94	133	161	<i>Marko Marulić Polytechnic in Knin</i>
Veleučilište u Požezi	1 662	541	1 121	691	718	277	441	303	<i>Polytechnic in Požega</i>
Veleučilište u Rijeci	2 511	1 570	941	1 163	1 392	886	506	665	<i>Polytechnic in Rijeka</i>
Veleučilište u Slavonskom Brodu	683	339	344	385	333	176	157	177	<i>Polytechnic in Slavonski Brod</i>
Veleučilište u Šibeniku	1 181	559	622	520	593	286	307	218	<i>Polytechnic in Šibenik</i>
Veleučilište u Varaždinu	1 136	942	194	746	653	538	115	384	<i>Polytechnic in Varaždin</i>
Veleučilište u Velikoj Gorici	855	703	152	377	390	331	59	173	<i>Polytechnic in Velika Gorica</i>
Veleučilište Lavoslav Ružička u Vukovaru	828	324	504	575	435	165	270	250	<i>Lavoslav Ružička Polytechnic in Vukovar</i>
Društveno veleučilište u Zagrebu	2 336	910	1 426	827	1 421	524	897	593	<i>Social Studies Polytechnic in Zagreb</i>
Tehničko veleučilište u Zagrebu	2 798	2 517	281	2 506	1 439	1 281	158	1 165	<i>Technical Polytechnic in Zagreb</i>
Zdravstveno veleučilište u Zagrebu	1 381	325	1 056	977	491	109	382	350	<i>Health Studies Polytechnic in Zagreb</i>
Veleučilište Vern u Zagrebu	1 120	628	492	878	425	239	186	317	<i>Vern Polytechnic in Zagreb</i>
Visoke škole	7 691	4 217	3 474	3 976	3 554	2 014	1 540	1 713	<i>Schools of professional higher education</i>
Visoka politehnička škola, Zagreb	23	20	3	11	23	20	3	11	<i>College of Polytechnic, Zagreb</i>
Visoka tehnička škola, Bjelovar	106	106	-	47	106	106	-	47	<i>Faculty of Polytechnic, Bjelovar</i>
Visoka tehnička škola, Pula	158	144	14	80	70	65	5	34	<i>Accredited Technical College – Polytechnic Studies, Pula</i>
Visoka škola za primijenjeno računalstvo, Zagreb	50	46	4	28	50	46	4	28	<i>University College for Applied Computer Engineering, Zagreb</i>
Visoka škola za sigurnost, Zagreb	663	555	108	-	366	306	60	-	<i>School of Professional Higher Education in Safety, Zagreb</i>
Visoko gospodarsko učilište, Križevci	407	230	177	202	196	110	86	77	<i>School of Professional Higher Education in Agriculture, Križevci</i>
Američka visoka škola za management i tehnologiju, Dubrovnik	412	176	236	412	95	39	56	95	<i>American College of Management and Technology, Dubrovnik</i>
Visoka poslovna škola, Višnjan	43	19	24	27	15	4	11	11	<i>Business School, Višnjan</i>
Zagrebačka škola za menadžment, Zagreb	459	168	291	300	187	67	120	125	<i>Zagreb School of Management, Zagreb</i>
Visoka škola za poslovanje i upravljanje, Zaprešić	1 589	613	976	587	725	297	428	278	<i>School of Professional Higher Education for Business and Management, Zaprešić</i>
Zagrebačka škola ekonomije i managementa, Zagreb	988	494	494	889	320	150	170	294	<i>Zagreb School of Economics and Management, Zagreb</i>
Visoka škola tržišnih komunikacija Agora, Zagreb	130	60	70	117	58	26	32	45	<i>College of Market Communications Agora, Zagreb</i>
Visoka poslovna škola Libertas, Zagreb	669	347	322	425	324	175	149	216	<i>Libertas Academy, Zagreb</i>
Visoka poslovna škola Utilus, Zagreb	82	36	46	63	21	9	12	16	<i>Business School Utilus, Zagreb</i>
RRiF Visoka škola za financijski menadžment, Zagreb	162	51	111	48	56	16	40	21	<i>RRiF School of Professional Higher Education for Financial Management, Zagreb</i>
Međunarodna diplomatska škola za poslovno upravljanje, Zagreb	18	11	7	18	-	-	-	-	<i>International Graduate Business School, Zagreb</i>
Visoka škola za informacijske tehnologije, Zagreb	277	251	26	109	161	146	15	75	<i>School of Professional Higher Education for Information Technologies, Zagreb</i>
Visoka poslovna škola Zagreb, Zagreb	196	82	114	72	165	69	96	69	<i>Business School of Professional Higher Education Zagreb, Zagreb</i>
Visoka novinarska škola, Zagreb	75	29	46	75	31	9	22	31	<i>School of Professional Higher Education for Journalism, Zagreb</i>
Visoka škola za menadžment u turizmu i informatički, Virovitica	306	142	164	175	184	79	105	104	<i>School of Professional Higher Education for Management in Tourism and Informatics, Virovitica</i>
Visoka škola Hrvatsko zagorje, Krapina	64	51	13	28	34	29	5	14	<i>School of Professional Higher Education Hrvatsko zagorje, Krapina</i>
Visoka poslovna škola Minerva, Dugopolje	83	52	31	50	45	28	17	34	<i>Minerva Business College, Dugopolje</i>
Visoka poslovna škola za ekonomiju Zrinski, Zagreb	30	13	17	23	18	10	8	14	<i>Zrinski School of Economics, Zagreb</i>
Visoka škola za odnose s javnošću i studij medija Kairos, Zagreb	46	26	20	-	46	26	20	-	<i>College for Public Relations and Media Studies Kairos, Zagreb</i>
Visoka policijska škola, Zagreb	498	425	73	59	187	154	33	24	<i>Police School of Professional Higher Education, Zagreb</i>
Visoko evanđeosko teološko učilište, Osijek	66	36	30	40	31	18	13	10	<i>Evangelical Theological Seminary, Osijek</i>
Teološki fakultet, Zagreb – evangelički	91	34	57	91	40	10	30	40	<i>Faculty of Theology, Zagreb – Evangelic</i>
Fakulteti	105 942	44 861	61 081	81 402	41 637	18 437	23 200	32 211	<i>Faculties</i>
Stručni studij	17 220	6 717	10 503	8 572	7 620	3 231	4 389	4 077	<i>Professional study</i>
Građevinski fakultet, Osijek	338	264	74	153	182	143	39	71	<i>Faculty of Civil Engineering, Osijek</i>
Građevinski fakultet, Rijeka	176	134	42	72	84	65	19	24	<i>Faculty of Civil Engineering, Rijeka</i>
Građevinsko-arhitektonski fakultet, Split	347	281	66	347	131	98	33	131	<i>Faculty of Civil Engineering and Architecture, Split</i>
Tehnički fakultet, Rijeka	382	350	32	271	188	162	26	151	<i>Faculty of Engineering, Rijeka</i>
Fakultet elektrotehnike, strojarstva i brodogradnje, Split	555	512	43	555	370	335	35	370	<i>Faculty of Electrical Engineering, Mechanical Engineering and Naval Architecture, Split</i>



## 27-14. UPISANI STUDENTI NA STRUČNI I SVEUČILIŠNI STUDIJ PREMA SPOLU (NSKO 5) U AK. G. 2008./2009.

STUDENTS ENROLLED ON PROFESSIONAL AND UNIVERSITY STUDY (ISCED 5), BY SEX, 2008/2009 ACADEMIC YEAR

(nastavak)  
(continued)

	Upisani studenti Enrolled students								
	ukupno Total	studenti Male	studentice Female	redoviti Full-time	od toga I. godina First-year students				
					ukupno Total	studenti Male	studentice Female	redoviti Full-time	
Elektrotehnički fakultet, Osijek	499	474	25	417	255	242	13	207	Faculty of Electrical Engineering, Osijek
Kemijsko-tehnološki fakultet, Split	150	34	116	150	75	21	54	75	Faculty of Chemistry and Technology, Split
Tekstilno-tehnološki fakultet, Zagreb – studijska jedinica	89	19	70	89	55	16	39	55	Faculty of Textile Technology, Zagreb – Department
Medicinski fakultet, Osijek	224	47	177	224	90	18	72	90	Faculty of Medicine, Osijek
Medicinski fakultet, Rijeka	486	95	391	338	187	44	143	139	Faculty of Medicine, Rijeka
Medicinski fakultet, Split	278	47	231	278	98	18	80	98	Faculty of Medicine, Split
Poljoprivredni fakultet, Osijek – studij	293	173	120	186	133	85	48	95	Faculty of Agriculture, Osijek – Department
Šumarski fakultet, Zagreb – studij	44	37	7	44	44	37	7	44	Faculty of Forestry, Zagreb – Department
Ekonomski fakultet, Osijek, i studij	1 876	603	1 273	427	584	207	377	163	Faculty of Economics, Osijek and Departments
Ekonomski fakultet, Rijeka, i studij	32	12	20	-	-	-	-	-	Faculty of Economics, Rijeka and Department
Ekonomski fakultet, Split, i studij	1 515	459	1 056	1 337	681	216	465	591	Faculty of Economics, Split and Department
Ekonomski fakultet, Zagreb, i centri	1 130	368	762	355	763	250	513	290	Faculty of Economics, Zagreb and Departments
Fakultet za menadžment u turizmu i ugostiteljstvu, Opatija, i centar	1 105	598	507	427	432	253	179	182	Faculty of Tourism and Hospitality Management, Opatija and Department
Fakultet organizacije i informatike, Varaždin i centri	831	563	268	87	448	296	152	64	Faculty of Organisation and Informatics, Varaždin and Departments
Pravni fakultet, Osijek	645	166	479	336	350	100	250	166	Faculty of Law, Osijek
Pravni fakultet, Rijeka	269	55	214	116	203	41	162	90	Faculty of Law, Rijeka
Pravni fakultet, Split	707	166	541	344	344	84	260	198	Faculty of Law, Split
Filozofski fakultet, Split	197	-	197	197	46	-	46	46	Faculty of Philosophy, Split
Učiteljski fakultet, Osijek	104	1	103	104	35	-	35	35	Faculty of Teacher Education, Osijek
Učiteljski fakultet, Rijeka, i studij	355	10	345	185	127	1	126	42	Faculty of Teacher Education, Rijeka and Department
Učiteljski fakultet, Zagreb, i studij	1 112	45	1 067	436	461	20	441	137	Faculty of Teacher Education, Zagreb and Departments
Stručni odjeli Sveučilišta u Dubrovniku	247	113	134	-	26	4	22	-	Professional Departments of University of Dubrovnik
Stručni odjeli Sveučilišta u Puli	293	33	260	178	107	10	97	52	Professional Departments of University of Pula
Sveučilišni studijski centar za stručne studije, Split	2 518	1 018	1 500	670	930	448	482	359	University Department for Professional Courses of Study, Split
Stručni odjel Sveučilišta u Zadru	354	22	332	222	164	12	152	102	Professional Department of University of Zadar
Katolički bogoslovni fakultet, Zagreb – Institut za teološku kulturu laika	35	10	25	27	18	5	13	10	Catholic Theological Faculty, Zagreb – Institute for Theological Culture of Laymen
Visoka vjeroučiteljska škola Maruševac – adventistička	34	8	26	-	9	-	9	-	Catechetical School, Maruševac – Adventist
Sveučilišni studij	88 722	38 144	50 578	72 830	34 017	15 206	18 811	28 134	University study
Prirodoslovno-matematički fakultet – Matematički odjel, Zagreb	1 103	402	701	1 103	550	204	346	550	Faculty of Science, Department of Mathematics, Zagreb
Prirodoslovno-matematički fakultet, Zagreb	1 768	676	1 092	1 768	762	300	462	762	Faculty of Science, Zagreb
Prirodoslovno-matematički fakultet, Split	526	202	324	526	211	83	128	211	Faculty of Science, Split
Odjel za matematiku Sveučilišta u Rijeci	67	10	57	67	36	5	31	36	Department of Mathematics of University of Rijeka
Odjel za fiziku Sveučilišta u Rijeci	19	2	17	19	11	2	9	11	Department of Physics of University of Rijeka
Odjel za informatiku Sveučilišta u Rijeci	97	52	45	97	49	21	28	49	Department of Informatics of University of Rijeka
Odjel za matematiku Sveučilišta u Osijeku	348	88	260	348	106	26	80	106	Department of Mathematics of University of Osijek
Odjel za biologiju Sveučilišta u Osijeku	168	25	143	168	84	13	71	84	Department of Biology of University of Osijek
Odjel za fiziku Sveučilišta u Osijeku	89	50	39	89	38	22	16	38	Department of Physics of University of Osijek
Odjel za kemiju Sveučilišta u Osijeku	42	12	30	42	27	10	17	27	Department of Chemistry of University of Osijek
Arhitektonski fakultet, Zagreb	845	291	554	845	198	76	122	198	Faculty of Architecture, Zagreb
Građevinski fakultet, Osijek	524	363	161	524	175	123	52	175	Faculty of Civil Engineering, Osijek
Građevinski fakultet, Rijeka	519	299	220	519	147	83	64	147	Faculty of Civil Engineering, Rijeka
Građevinski fakultet, Zagreb	1 578	1 144	434	1 578	470	343	127	470	Faculty of Civil Engineering, Zagreb
Građevinsko-arhitektonski fakultet, Split	706	354	352	706	259	142	117	259	Faculty of Civil Engineering and Architecture, Split
Geodetski fakultet, Zagreb	669	462	207	669	171	116	55	171	Faculty of Geodesy, Zagreb
Geotehnički fakultet, Varaždin	189	109	80	189	81	47	34	81	Faculty of Geotechnical Engineering, Varaždin
Grafički fakultet, Zagreb, i studij	606	256	350	549	271	119	152	268	Faculty of Graphic Arts, Zagreb and Department
Strojarski fakultet, Slavonski Brod	467	409	58	364	202	174	28	159	Faculty of Mechanical Engineering, Slavonski Brod
Fakultet strojarstva i brodogradnje, Zagreb	1 954	1 748	206	1 954	880	791	89	880	Faculty of Mechanical Engineering and Naval Architecture, Zagreb
Tehnički fakultet, Rijeka	961	842	119	961	477	403	74	477	Faculty of Engineering, Rijeka
Fakultet elektrotehnike, strojarstva i brodogradnje, Split	1 281	980	301	1 281	773	590	183	773	Faculty of Electrical Engineering, Mechanical Engineering and Naval Architecture, Split
Elektrotehnički fakultet, Osijek	772	683	89	721	399	353	46	363	Faculty of Electrical Engineering, Osijek
Fakultet elektrotehnike i računarstva, Zagreb	3 704	3 096	608	3 704	1 381	1 141	240	1 381	Faculty of Electrical Engineering and Computing, Zagreb
Fakultet prometnih znanosti, Zagreb	3 312	2 659	653	1 838	930	775	155	701	Faculty of Transport and Traffic Engineering, Zagreb
Rudarsko-geološko-naftni fakultet, Zagreb	527	388	139	527	324	236	88	324	Faculty of Mining, Geology and Petroleum Engineering, Zagreb
Metalurški fakultet, Sisak	70	42	28	70	38	21	17	38	Faculty of Metallurgy, Sisak
Fakultet kemijskog inženjerstva i tehnologije, Zagreb	682	179	503	682	307	82	225	307	Faculty of Chemical Engineering and Technology, Zagreb

27-14. UPISANI STUDENTI NA STRUČNI I SVEUČILIŠNI STUDIJ PREMA SPOLU (NSKO 5) U AK. G. 2008./2009.

STUDENTS ENROLLED ON PROFESSIONAL AND UNIVERSITY STUDY (ISCED 5), BY SEX, 2008/2009 ACADEMIC YEAR

(nastavak)  
(continued)

	Upisani studenti Enrolled students								
	ukupno Total	studenti Male	studentice Female	redoviti Full-time	od toga I. godina First-year students				
					ukupno Total	studenti Male	studentice Female	redoviti Full-time	
Kemijsko-tehnološki fakultet, Split	264	55	209	256	122	29	93	122	Faculty of Chemistry and Technology, Split
Tekstilno-tehnološki fakultet, Zagreb	794	98	696	794	383	70	313	383	Faculty of Textile Technology, Zagreb
Pomorski fakultet, Rijeka	1 149	848	301	858	607	445	162	436	Faculty of Maritime Studies, Rijeka
Pomorski fakultet, Split, i studij	1 033	798	235	776	610	487	123	451	Faculty of Maritime Studies, Split and Department
Sveučilišni studijski centar za studije mora, Split	106	32	74	106	55	16	39	55	University Department for Maritime Studies, Split
Medicinski fakultet, Osijek	477	166	311	477	107	39	68	107	Faculty of Medicine, Osijek
Medicinski fakultet, Rijeka	1 071	345	726	1 071	324	103	221	324	Faculty of Medicine, Rijeka
Medicinski fakultet, Split	466	156	310	466	118	42	76	118	Faculty of Medicine, Split
Medicinski fakultet, Zagreb	1 608	541	1 067	1 608	292	91	201	292	Faculty of Medicine, Zagreb
Stomatološki fakultet, Zagreb	737	254	483	737	191	55	136	191	Faculty of Dental Medicine, Zagreb
Farmaceutsko-biokemijski fakultet, Zagreb	975	165	810	975	178	31	147	178	Faculty of Pharmacy and Biochemistry, Zagreb
Veterinarski fakultet, Zagreb	589	259	330	589	198	80	118	198	Faculty of Veterinary Medicine, Zagreb
Prehrambeno-tehnološki fakultet, Osijek	454	103	351	454	194	48	146	194	Faculty of Food Technology, Osijek
Prehrambeno-biotehnološki fakultet, Zagreb	784	124	660	784	259	37	222	259	Faculty of Food Technology and Biotechnology, Zagreb
Poljoprivredni fakultet, Osijek	851	462	389	643	408	224	184	281	Faculty of Agriculture, Osijek
Međusveučilišni studij mediteranske poljoprivrede, Split	87	49	38	87	41	25	16	41	Interuniversity Study of Mediterranean Agriculture, Split
Agronomski fakultet, Zagreb	1 628	655	973	1 628	748	319	429	748	Faculty of Agriculture, Zagreb
Šumarski fakultet, Zagreb	773	539	234	773	379	269	110	379	Faculty of Forestry, Zagreb
Ekonomski fakultet, Osijek	2 585	1 026	1 559	2 046	1 140	464	676	930	Faculty of Economics, Osijek
Ekonomski fakultet, Rijeka, i studij	3 527	1 036	2 491	-	1 503	447	1 056	-	Faculty of Economics, Rijeka and Departments
Ekonomski fakultet, Split	1 740	585	1 155	1 740	750	259	491	750	Faculty of Economics, Split
Ekonomski fakultet, Zagreb, i studij	6 966	2 472	4 494	5 433	2 210	857	1 353	1 516	Faculty of Economics, Zagreb and Departments
Fakultet menadžment u turizmu i ugostiteljstvu, Opatija, i centar	2 646	804	1 842	1 472	712	233	479	335	Faculty of Tourism and Hospitality Management, Opatija and Department
Fakultet organizacije i informatike, Varaždin	1 115	740	375	987	476	292	184	467	Faculty of Organisation and Informatics, Varaždin
Pravni fakultet, Osijek	1 449	508	941	986	595	204	391	364	Faculty of Law, Osijek
Pravni fakultet, Rijeka	1 189	341	848	890	400	130	270	283	Faculty of Law, Rijeka
Pravni fakultet, Split	2 568	949	1 619	1 041	604	213	391	366	Faculty of Law, Split
Pravni fakultet, Zagreb	5 907	1 552	4 355	3 237	1 902	522	1 380	1 040	Faculty of Law, Zagreb
Fakultet političkih znanosti, Zagreb	1 712	582	1 130	1 276	697	238	459	509	Faculty of Political Sciences, Zagreb
Filozofski fakultet, Osijek	1 136	254	882	1 133	549	114	435	548	Faculty of Philosophy, Osijek
Filozofski fakultet, Rijeka	1 053	227	826	1 053	520	113	407	520	Faculty of Philosophy, Rijeka
Filozofski fakultet, Split	916	108	808	916	288	44	244	288	Faculty of Philosophy, Split
Filozofski fakultet, Zagreb	3 984	1 013	2 971	3 984	1 706	436	1 270	1 706	Faculty of Humanity and Social Sciences, Zagreb
Hrvatski studij, Zagreb	1 118	281	837	1 118	530	124	406	530	Croatian Studies, Zagreb
Učiteljski fakultet, Osijek, i studij	509	30	479	509	118	10	108	118	Faculty of Teacher Education, Osijek and Department
Učiteljski fakultet, Rijeka, i studij	254	16	238	254	85	6	79	85	Faculty of Teacher Education, Rijeka and Department
Učiteljski fakultet, Zagreb, i studij	1 136	254	882	1 133	549	114	435	548	Faculty of Teacher Education, Zagreb and Departments
Sveučilišni odjeli Sveučilišta u Dubrovniku	1 581	769	812	1 176	831	414	417	606	University Departments of University of Dubrovnik
Sveučilišni odjeli Sveučilišta u Puli	1 735	552	1 183	1 362	868	288	580	627	University Departments of University of Pula
Sveučilišni odjeli Sveučilišta u Zadru	2 917	872	2 045	2 623	1 489	491	998	1 298	University Departments of University of Zadar
Edukacijsko-rehabilitacijski fakultet, Zagreb	516	31	485	491	234	9	225	234	Faculty of Special Education and Rehabilitation, Zagreb
Kineziološki fakultet, Split	1 284	887	397	1 284	462	295	167	462	Faculty of Kinesiology, Split
Kineziološki fakultet, Zagreb	315	212	103	309	138	87	51	138	Faculty of Kinesiology, Zagreb
Katolički bogoslovni fakultet, Đakovo	207	102	105	207	38	15	23	38	Catholic Theological Faculty, Đakovo
Katolički bogoslovni fakultet, Split	174	91	83	174	60	30	30	60	Catholic Theological Faculty, Split
Katolički bogoslovni fakultet, Zagreb, i studij	505	308	197	505	105	66	39	105	Catholic Theological Faculty, Zagreb and Department
Instituti Katoličkog bogoslovnog fakulteta, Zagreb	175	18	157	175	40	7	33	40	Institutes of Catholic Theological Faculty, Zagreb
Filozofski fakultet Družbe Isusove, Zagreb	228	111	117	207	107	49	58	98	Faculty of Philosophy of the Society of Jesus, Zagreb
Filozofsko-teološki institut Družbe Isusove, Zagreb	50	44	6	50	5	4	1	5	Institute of Philosophy and Theology of the Society of Jesus, Zagreb
Teološki fakultet, Maruševec – adventistički	27	14	13	7	21	10	11	2	Faculty of Theology, Maruševec – Adventist
Umjetničke akademije	1 572	616	956	1 572	474	176	298	474	Academies of arts
Muzička akademija, Zagreb	405	162	243	405	102	34	68	102	Academy of Music, Zagreb
Akademija likovnih umjetnosti, Zagreb	289	106	183	289	87	31	56	87	Academy of Fine Arts, Zagreb
Umjetnička akademija, Osijek	154	64	90	154	55	25	30	55	Academy of Arts, Osijek
Umjetnička akademija, Split	284	123	161	284	83	28	55	83	Arts Academy, Split
Akademija dramske umjetnosti, Zagreb	186	97	89	186	78	43	35	78	Academy of Dramatic Arts, Zagreb
Akademija primijenjene umjetnosti, Rijeka	254	64	190	254	69	15	54	69	Academy of Applied Arts, Rijeka

27-15. STUDENTI KOJI SU DIPLOMIRALI NA STRUČNOM I SVEUČILIŠNOM STUDIJU (NSKO 5)  
GRADUATES ON PROFESSIONAL AND UNIVERSITY STUDY (ISCED 5)

	Ukupno Undergraduates – total						Redoviti Full-time undergraduates						
	2005.	2006.	2007.	2008.			2005.	2006.	2007.	2008.			
				ukupno Total	muškarci Men	žene Women				ukupno Total	muškarci Men	žene Women	
Visoka učilišta	18 190	19 566	20 969	25 573	10 559	15 014	11 802	12 527	12 924	17 793	7 159	10 634	Institutions of higher education
Veleučilišta	1 528	2 231	3 215	3 447	1 810	1 637	750	1 082	1 369	1 793	953	840	Polytechnics
Veleučilište u Karlovcu	85	125	204	191	122	69	50	57	87	85	44	41	Polytechnic in Karlovac
Veleučilište u Kninu	-	-	-	42	5	37	-	-	-	24	4	20	Polytechnic in Knin
Veleučilište u Požezi	233	233	217	204	61	143	152	153	118	96	32	64	Polytechnic in Požega
Veleučilište u Rijeci	91	124	232	349	124	225	30	53	57	82	46	36	Polytechnic in Rijeka
Veleučilište u Šibeniku	-	-	152	195	68	127	-	-	91	113	40	73	Polytechnic in Šibenik
Veleučilište u Varaždinu	-	-	9	48	42	6	-	-	8	35	29	6	Polytechnic in Varaždin
Veleučilište u Velikoj Gorici	-	-	78	78	68	10	-	-	25	29	27	2	Polytechnic in Velika Gorica
Veleučilište u Vukovaru	-	-	1	39	10	29	-	-	1	39	10	29	Polytechnic in Vukovar
Veleučilište Vern u Zagrebu	-	-	147	195	91	104	-	-	147	175	88	87	Vern Polytechnic in Zagreb
Društveno veleučilište u Zagrebu	180	260	286	265	116	149	51	61	58	83	16	67	Social Studies Polytechnic in Zagreb
Tehničko veleučilište u Zagrebu	939	906	1 167	1 113	960	153	467	388	392	579	511	68	Technical Polytechnic in Zagreb
Zdravstveno veleučilište u Zagrebu	-	583	722	728	143	585	-	370	385	453	106	347	Health Studies Polytechnic in Zagreb
Visoke škole	3 348	2 817	1 258	1 371	729	642	1 994	1 559	520	622	310	312	Schools of professional higher education
Visoka tehnička škola, Pula	23	22	32	49	43	6	9	8	11	14	13	1	Accredited Technical College – Polytechnic Studies, Pula
Visoka elektrotehnička škola, Varaždin	2	9	-	-	-	-	2	6	-	-	-	-	School of Professional Higher Education in Electrical Engineering, Varaždin
Visoka škola za sigurnost, Zagreb	135	278	250	175	131	44	1	-	23	16	13	3	School of Professional Higher Education in Safety, Zagreb <sup>1)</sup>
Visoka zdravstvena škola, Zagreb	669	-	-	-	-	-	412	-	-	-	-	-	School of Professional Higher Education in Health Services, Zagreb
Visoko gospodarsko učilište, Križevci	52	143	55	87	52	35	36	85	23	53	31	22	School of Professional Higher Education in Agriculture, Križevci
Učiteljska akademija, Zagreb	526	477	-	-	-	-	335	310	-	-	-	-	Teacher Education Academy, Zagreb
Visoka učiteljska škola, Čakovec	121	150	-	-	-	-	81	108	-	-	-	-	Teachers' School of Professional Higher Education, Čakovec
Visoka učiteljska škola, Gospić	23	30	-	-	-	-	22	30	-	-	-	-	Teachers' School of Professional Higher Education, Gospić
Visoka učiteljska škola, Osijek	122	128	-	-	-	-	104	117	-	-	-	-	Teachers' School of Professional Higher Education, Osijek
Visoka učiteljska škola, Petrinja	277	210	-	-	-	-	146	111	-	-	-	-	Teachers' School of Professional Higher Education, Petrinja
Visoka učiteljska škola, Pula	97	111	-	-	-	-	70	69	-	-	-	-	Teachers' School of Professional Higher Education, Pula
Visoka učiteljska škola, Rijeka	63	-	-	-	-	-	33	-	-	-	-	-	Teachers' School of Professional Higher Education, Rijeka
Visoka učiteljska škola, Split	126	-	-	-	-	-	91	-	-	-	-	-	Teachers' School of Professional Higher Education, Split
Visoka škola za turistički menadžment, Šibenik	112	93	-	-	-	-	73	64	-	-	-	-	School of Professional Higher Education in Tourism, Šibenik
Američka visoka škola za management i tehnologiju, Dubrovnik	226	240	168	118	56	62	226	240	168	118	56	62	American College of Management and Technology, Dubrovnik
Visoka poslovna škola, Višnji	14	49	31	17	11	6	9	17	17	7	5	2	Business School, Višnji
Zagrebačka škola za menadžment, Zagreb	65	79	117	96	34	62	47	61	62	46	16	30	Zagreb School of Management, Zagreb
Visoka škola za poslovanje i upravljanje, Zaprešić	115	219	174	311	104	207	23	51	54	100	37	63	School of Professional Higher Education for Business and Management, Zaprešić
Zagrebačka škola ekonomije i managementa, Zagreb	-	48	87	124	62	62	-	48	84	109	58	51	Zagreb School of Economics and Management, Zagreb
Zagrebačka škola za ekonomiju poduzetništva, Zagreb	181	157	-	-	-	-	181	157	-	-	-	-	School of Professional Higher Education for Entrepreneurship and Economics, Zagreb
Visoka škola tržišnih komunikacija Agora, Zagreb	-	9	-	19	11	8	-	9	-	19	11	8	College of Market Communications Agora, Zagreb
Visoka poslovna škola Libertas, Zagreb	-	76	104	140	62	78	-	5	26	67	29	38	Libertas Business School, Zagreb
Visoka poslovna škola za turizam i management Utilus, Zagreb	-	-	-	8	3	5	-	-	-	8	3	5	Utilus Business School, Zagreb
Međunarodna diplomatska škola za poslovno upravljanje, Zagreb	-	-	-	18	7	11	-	-	-	18	7	11	International Graduate Business School, Zagreb
Visoka policijska škola, Zagreb	359	259	240	171	131	40	71	52	52	27	21	6	Police School of Professional Higher Education, Zagreb
Visoko evanđeosko teološko učilište, Osijek	40	30	-	38	22	16	22	11	-	20	10	10	Evangelical Theological Seminary, Osijek
Fakulteti	13 081	14 253	16 208	20 389	7 878	12 511	8 825	9 621	10 747	15 012	5 754	9 258	Faculties
Stručni studij	3 582	3 871	5 456	5 429	1 891	3 538	1 369	1 500	2 374	2 495	779	1 716	Professional study
Građevinski fakultet, Osijek	11	21	36	43	32	11	9	14	25	23	16	7	Faculty of Civil Engineering, Osijek
Građevinski fakultet, Rijeka	33	14	30	49	36	13	21	6	26	35	26	9	Faculty of Civil Engineering, Rijeka

**27-15. STUDENTI KOJI SU DIPLOMIRALI NA STRUČNOM I SVEUČILIŠNOM STUDIJU (NSKO 5)**  
GRADUATES ON PROFESSIONAL AND UNIVERSITY STUDY (ISCED 5)

(nastavak)  
(continued)

	Ukupno Undergraduates – total						Redoviti Full-time undergraduates						
	2005.	2006.	2007.	2008.			2005.	2006.	2007.	2008.			
				ukupno Total	muškarci Men	žene Women				ukupno Total	muškarci Men	žene Women	
Građevinski fakultet, Zagreb	27	8	-	-	-	-	27	8	-	-	-	-	Faculty of Civil Engineering, Zagreb
Građevinsko-arhitektonski fakultet, Split	18	34	30	49	46	3	18	34	30	48	45	3	Faculty of Civil Engineering and Architecture, Split
Geotehnički fakultet, Varaždin	6	2	13	1	1	-	3	1	7	-	-	-	Faculty of Geotechnical Engineering, Varaždin
Grafički fakultet, Zagreb	13	16	-	-	-	-	8	8	-	-	-	-	Faculty of Graphic Arts, Zagreb
Strojarski fakultet, Slavonski Brod	11	8	13	10	9	1	3	6	7	4	3	1	Faculty of Mechanical Engineering, Slavonski Brod
Tehnički fakultet, Rijeka	49	65	46	63	63	-	42	50	39	50	50	-	Faculty of Engineering, Rijeka
Fakultet elektrotehnike, strojarstva i brodogradnje, Split	58	75	91	73	69	4	58	75	91	73	69	4	Faculty of Electrical Engineering, Mechanical Engineering and Naval Architecture, Split
Elektrotehnički fakultet, Osijek	29	62	60	85	81	4	29	59	59	79	75	4	Faculty of Electrical Engineering, Osijek
Kemijsko-tehnološki fakultet, Split	20	20	27	10	2	8	20	20	27	10	2	8	Faculty of Chemistry and Technology, Split
Tekstilno-tehnološki fakultet, Zagreb	55	68	73	104	9	95	55	68	73	104	9	95	Faculty of Textile Technology, Zagreb
Pomorski fakultet, Rijeka	104	91	109	90	83	7	77	60	78	49	45	4	Faculty of Maritime Studies, Rijeka
Pomorski fakultet, Split	166	166	159	222	196	26	71	66	61	99	78	21	Faculty of Maritime Studies, Split
Medicinski fakultet, Osijek	-	-	46	34	1	33	-	-	-	9	33	1	Faculty of Medicine, Osijek
Medicinski fakultet, Rijeka	128	113	125	132	39	93	86	72	88	103	36	67	Faculty of Medicine, Rijeka
Medicinski fakultet, Split	37	92	95	102	14	88	26	83	95	102	14	88	Faculty of Medicine, Split
Poljoprivredni fakultet, Osijek	17	52	38	53	39	14	13	13	16	20	13	7	Faculty of Agriculture, Osijek
Ekonomski fakultet, Osijek	92	183	297	395	99	296	18	53	73	96	21	75	Faculty of Economics, Osijek
Ekonomski fakultet, Rijeka	63	78	80	44	11	33	10	3	8	2	-	2	Faculty of Economics, Rijeka
Ekonomski fakultet, Split	206	280	318	374	83	291	111	117	89	124	22	102	Faculty of Economics, Split
Ekonomski fakultet, Zagreb	597	598	491	499	144	355	152	137	115	168	43	125	Faculty of Economics, Zagreb
Fakultet ekonomije i turizma, Pula <sup>1)</sup>	5	24	-	-	-	-	1	5	-	-	-	-	Faculty of Economics and Tourism, Pula <sup>1)</sup>
Fakultet za menadžment u turizmu i ugostiteljstvu, Opatija	189	194	147	171	77	94	54	46	33	61	31	30	Faculty of Tourism and Hospitality Management, Opatija
Fakultet organizacije i informatike, Varaždin	112	79	111	110	78	32	21	21	19	13	9	4	Faculty of Organisation and Informatics, Varaždin
Pravni fakultet, Osijek	26	37	49	62	18	44	6	28	34	30	3	27	Faculty of Law, Osijek
Pravni fakultet Rijeka	-	-	-	3	2	1	-	-	-	2	2	-	Faculty of Law, Rijeka
Pravni fakultet, Split	64	68	85	102	25	77	27	17	26	20	3	17	Faculty of Law, Split
Pravni fakultet, Zagreb	20	-	-	-	-	-	18	-	-	-	-	-	Faculty of Law, Zagreb
Filozofski fakultet, Rijeka	-	5	1	1	1	-	-	2	1	-	-	-	Faculty of Philosophy, Rijeka
Filozofski fakultet, Split	-	81	82	64	2	62	-	50	49	46	1	45	Faculty of Philosophy, Split
Učiteljski fakultet, Osijek <sup>2)</sup>	-	-	137	185	6	179	-	-	121	183	6	177	Faculty of Teacher Education, Osijek <sup>2)</sup>
Učiteljski fakultet, Rijeka <sup>3)</sup>	-	-	112	154	12	142	-	-	81	106	6	100	Faculty of Teacher Education, Rijeka <sup>3)</sup>
Učiteljski fakultet, Zagreb <sup>4)</sup>	-	-	827	724	52	672	-	-	534	465	37	428	Faculty of Teacher Education, Zagreb <sup>4)</sup>
Kineziološki fakultet, Zagreb	42	45	33	45	38	7	-	2	4	2	1	1	Faculty of Kinesiology, Zagreb
Sveučilišni studijski centar za stručne studije, Split <sup>5)</sup>	998	862	1 138	873	358	515	172	172	190	135	66	69	University Department for Professional Courses of Study, Split <sup>5)</sup>
Stručni odjel Sveučilišta u Dubrovniku <sup>6)</sup>	208	227	277	269	130	139	83	71	81	62	30	32	Professional Department of the University of Dubrovnik <sup>6)</sup>
Stručni odjeli Sveučilišta u Puli <sup>7)</sup>	-	-	135	104	20	84	-	-	75	54	5	49	Professional Departments of the University of Pula <sup>7)</sup>
Stručni odjel Sveučilišta u Zadru	134	158	132	106	6	100	95	94	103	78	4	74	Professional Department of the University of Zadar
Katolički bogoslovni fakultet, Zagreb – Institut za teološku kulturu laika	44	45	13	24	9	15	35	39	10	16	7	9	Catholic Theological Faculty, Zagreb – Institute for Theological Culture of Laymen
Sveučilišni studij	9 499	10 382	10 752	14 960	5 987	8 973	7 456	8 121	8 373	12 517	4 975	7 542	University study
Prirodoslovno-matematički fakultet – Matematički odjel, Zagreb	97	85	122	296	92	204	97	85	122	296	92	204	Faculty of Science, Department of Mathematics, Zagreb
Prirodoslovno-matematički fakultet, Zagreb	296	370	357	497	141	356	296	370	357	497	141	356	Faculty of Science, Zagreb

1) Od 2007. u sklopu Stručnih odjela Sveučilišta u Puli  
2) Do 2007. Visoka učiteljska škola, Osijek  
3) Do 2007. Visoka učiteljska škola, Rijeka  
4) Do 2007. Učiteljska akademija, Zagreb  
5) Do 2005. Odjel za stručne studije Sveučilišta u Splitu  
6) Do 2004. Fakultet za turizam i vanjsku trgovinu, Dubrovnik  
7) Do 2007. Visoka učiteljska škola, Pula i Fakultet ekonomije i turizma, Pula

1) Part of Professional Departments of the University of Pula since 2007  
2) Teachers' School of Professional Higher Education, Osijek, until 2007  
3) Teachers' School of Professional Higher Education Rijeka, until 2007  
4) Teacher Education Academy, Zagreb, until 2007  
5) Department for Professional Courses of Study of the University of Split, until 2005  
6) Faculty of Tourism and Foreign Trade, Dubrovnik, until 2004  
7) Teachers' School of Professional Higher Education, Pula and Faculty of Economics and Tourism, Pula, until 2007

## 27-15. STUDENTI KOJI SU DIPLOMIRALI NA STRUČNOM I SVEUČILIŠNOM STUDIJU (NSKO 5)

GRADUATES ON PROFESSIONAL AND UNIVERSITY STUDY (ISCED 5)

 (nastavak)  
 (continued)

	Ukupno Undergraduates – total						Redoviti Full-time undergraduates						
	2005.	2006.	2007.	2008.			2005.	2006.	2007.	2008.			
				ukupno Total	muškarci Men	žene Women				ukupno Total	muškarci Men	žene Women	
Prirodoslovno-matematički fakultet, Split	-	-	-	77	17	60	-	-	-	77	17	60	Faculty of Science, Split
Odjel za biologiju Sveučilišta u Osijeku	-	23	38	49	5	44	-	23	38	49	5	44	Biology Department of the University of Osijek
Odjel za fiziku Sveučilišta u Osijeku	-	-	14	13	9	4	-	-	14	13	9	4	Physics Department of the University of Osijek
Odjel za matematiku Sveučilišta u Osijeku	34	38	66	70	13	57	34	38	66	70	13	57	Mathematics Department of the University of Osijek
Odjel za fiziku Sveučilišta u Rijeci	-	-	-	2	-	2	-	-	-	2	-	2	Physics Department of the University of Rijeka
Odjel za informatiku Sveučilišta u Rijeci	-	-	-	9	3	6	-	-	-	9	3	6	Informatics Department of the University of Rijeka
Odjel za matematiku Sveučilišta u Rijeci	-	-	-	2	0	2	-	-	-	2	-	2	Mathematics Department of the University of Rijeka
Arhitektonski fakultet, Zagreb	105	158	125	66	20	46	105	158	125	66	20	46	Faculty of Architecture, Zagreb
Građevinski fakultet, Osijek	45	38	41	51	35	16	45	38	41	51	35	16	Faculty of Civil Engineering, Osijek
Građevinski fakultet, Rijeka	37	71	71	68	42	26	37	71	71	68	42	26	Faculty of Civil Engineering, Rijeka
Građevinski fakultet, Zagreb	123	111	111	233	164	69	123	111	111	233	164	69	Faculty of Civil Engineering, Zagreb
Građevinsko-arhitektonski fakultet, Split	28	59	39	65	30	35	28	59	39	65	30	35	Faculty of Civil Engineering and Architecture, Split
Geodetski fakultet, Zagreb	60	63	46	119	73	46	56	59	40	107	70	37	Faculty of Geodesy, Zagreb
Geotehnički fakultet, Varaždin	31	26	25	38	22	16	31	26	25	38	22	16	Faculty of Geotechnical Engineering, Varaždin
Grafički fakultet, Zagreb	84	94	76	103	30	73	81	89	73	101	29	72	Faculty of Graphic Arts, Zagreb
Strojarski fakultet, Slavonski Brod	31	31	43	33	25	8	14	24	27	30	23	7	Faculty of Mechanical Engineering, Slavonski Brod
Fakultet strojarstva i brodogradnje, Zagreb	93	106	157	317	279	38	93	106	157	317	279	38	Faculty of Mechanical Engineering and Naval Architecture, Zagreb
Tehnički fakultet, Rijeka	59	81	88	139	122	17	59	81	88	139	122	17	Faculty of Engineering, Rijeka
Fakultet elektrotehnike, strojarstva i brodogradnje, Split	145	131	182	304	249	55	145	131	182	304	249	55	Faculty of Electrical Engineering, Mechanical Engineering and Naval Architecture, Split
Elektrotehnički fakultet, Osijek	51	83	77	218	201	17	44	72	76	212	195	17	Faculty of Electrical Engineering, Osijek
Fakultet elektrotehnike i računarstva, Zagreb	413	466	456	875	727	148	413	466	456	875	727	148	Faculty of Electrical Engineering and Computing, Zagreb
Fakultet prometnih znanosti, Zagreb	384	472	579	575	475	100	228	239	293	305	248	57	Faculty of Transport and Traffic Engineering, Zagreb
Rudarsko-geološko-naftni fakultet, Zagreb	48	56	50	59	39	20	48	56	50	59	39	20	Faculty of Mining, Geology and Petroleum Engineering, Zagreb
Metalurški fakultet, Sisak	7	6	6	9	3	6	7	6	6	9	3	6	Faculty of Metallurgy, Sisak
Fakultet kemijskog inženjerstva i tehnologije, Zagreb	41	62	55	106	23	83	41	62	55	106	23	83	Faculty of Chemical Engineering and Technology, Zagreb
Kemijsko-tehnološki fakultet, Split	8	6	14	20	4	16	8	6	14	20	4	16	Faculty of Chemistry and Technology, Split
Tekstilno-tehnološki fakultet, Zagreb	29	54	27	49	6	43	29	54	27	49	6	43	Faculty of Textile Technology, Zagreb
Pomorski fakultet, Rijeka	65	48	47	65	46	19	53	41	39	52	33	19	Faculty of Maritime Studies, Rijeka
Pomorski fakultet, Split	18	8	12	21	18	3	11	8	12	21	18	3	Faculty of Maritime Studies, Split
Sveučilišni studijski centar za studije mora, Split <sup>8)</sup>	32	26	33	23	5	18	32	26	33	23	5	18	University Department for Maritime Studies, Split <sup>8)</sup>
Medicinski fakultet, Osijek	19	65	50	44	15	29	19	65	50	44	15	29	Faculty of Medicine, Osijek
Medicinski fakultet, Rijeka	121	118	118	155	51	104	121	118	118	155	51	104	Faculty of Medicine, Rijeka
Medicinski fakultet, Split	35	46	51	40	13	27	35	46	51	40	13	27	Faculty of Medicine, Split
Medicinski fakultet, Zagreb	253	222	248	233	82	151	253	222	248	233	82	151	Faculty of Medicine, Zagreb
Stomatološki fakultet, Zagreb	103	71	99	113	29	84	103	71	99	113	29	84	Faculty of Dental Medicine, Zagreb
Farmaceutsko-biokemijski fakultet, Zagreb	144	162	123	124	20	104	144	162	123	124	20	104	Faculty of Pharmacy and Biochemistry, Zagreb
Veterinarski fakultet, Zagreb	91	110	92	119	71	48	91	110	92	119	71	48	Faculty of Veterinary Medicine, Zagreb
Prehrambeno-tehnološki fakultet, Osijek	42	39	53	82	16	66	42	39	53	82	16	66	Faculty of Food Technology, Osijek
Prehrambeno-biotehnološki fakultet, Zagreb	139	137	160	149	18	131	139	137	160	149	18	131	Faculty of Food Technology and Biotechnology, Zagreb
Poljoprivredni fakultet, Osijek	66	55	55	105	51	54	54	40	45	89	41	48	Faculty of Agriculture, Osijek
Agronomski fakultet, Zagreb	138	195	226	308	90	218	138	195	226	308	90	218	Faculty of Agriculture, Zagreb

8) Do 2005. Odjel za studij mora i pomorstva, Split

8) Maritime Department, Split, until 2005

27-15. STUDENTI KOJI SU DIPLOMIRALI NA STRUČNOM I SVEUČILIŠNOM STUDIJU (NSKO 5)

GRADUATES ON PROFESSIONAL AND UNIVERSITY STUDY (ISCED 5)

(nastavak)  
(continued)

	Ukupno Undergraduates – total						Redoviti Full-time undergraduates						
	2005.	2006.	2007.	2008.			2005.	2006.	2007.	2008.			
				ukupno Total	muškarci Men	žene Women				ukupno Total	muškarci Men	žene Women	
Šumarski fakultet, Zagreb	126	95	117	94	68	26	126	95	117	94	68	26	Faculty of Forestry, Zagreb
Ekonomski fakultet, Osijek	396	379	316	576	184	392	200	185	186	394	113	281	Faculty of Economics, Osijek
Ekonomski fakultet, Rijeka	239	332	345	349	87	262	169	202	219	209	44	165	Faculty of Economics, Rijeka
Ekonomski fakultet, Split	143	290	260	558	170	388	75	183	120	399	129	270	Faculty of Economics, Split
Ekonomski fakultet, Zagreb	1 016	975	1 002	1 231	405	826	667	629	656	889	259	630	Faculty of Economics, Zagreb
Fakultet ekonomije i turizma, Pula <sup>9)</sup>	80	96	-	-	-	-	54	65	-	-	-	-	Faculty of Economics and Tourism, Pula <sup>9)</sup>
Fakultet za menadžment u turizmu i ugostiteljstvu, Opatija	419	375	397	470	135	335	184	129	163	195	48	147	Faculty of Tourism and Hospitality Management, Opatija
Fakultet organizacije i informatike, Varaždin	81	102	100	214	161	53	51	51	68	163	115	48	Faculty of Organisation and Informatics, Varaždin
Pravni fakultet, Osijek	209	264	263	276	103	173	96	82	78	90	30	60	Faculty of Law, Osijek
Pravni fakultet, Rijeka	145	128	140	146	43	103	101	91	95	92	26	66	Faculty of Law, Rijeka
Pravni fakultet, Split	217	226	221	169	60	109	86	109	73	53	20	33	Faculty of Law, Split
Pravni fakultet, Zagreb	567	534	619	577	144	433	303	277	304	277	60	217	Faculty of Law, Zagreb
Fakultet političkih znanosti, Zagreb	256	332	345	429	118	311	167	219	201	298	79	219	Faculty of Political Sciences, Zagreb
Filozofski fakultet, Osijek	169	169	150	443	79	364	122	150	141	437	77	360	Faculty of Philosophy, Osijek <sup>9)</sup>
Filozofski fakultet, Pula <sup>9)</sup>	54	48	-	-	-	-	40	44	-	-	-	-	Faculty of Philosophy, Pula
Filozofski fakultet, Rijeka	151	157	194	332	69	263	151	157	194	332	69	263	Faculty of Philosophy, Rijeka
Filozofski fakultet, Split	-	100	126	192	15	177	-	96	103	166	13	153	Faculty of Philosophy, Split
Filozofski fakultet, Zagreb	523	586	497	1162	223	939	498	552	468	1 113	217	896	Faculty of Humanities and Social Sciences, Zagreb
Hrvatski studiji, Zagreb	212	206	201	205	55	150	212	206	201	205	55	150	Croatian Studies, Zagreb
Kineziološki fakultet, Split	-	-	-	141	84	57	-	-	-	141	84	57	Faculty of Kinesiology, Split
Kineziološki fakultet, Zagreb	133	123	124	134	83	51	133	123	124	134	83	51	Faculty of Kinesiology, Zagreb
Sveučilišni odjeli Sveučilišta u Dubrovniku <sup>6)</sup>	171	151	191	305	112	193	107	96	127	266	86	180	University Departments of the University of Dubrovnik <sup>6)</sup>
Sveučilišni odjeli Sveučilišta u Puli <sup>10)</sup>	-	-	176	180	52	128	-	-	133	156	42	114	University Departments of the University of Pula <sup>10)</sup>
Sveučilišni odjeli Sveučilišta u Zadru	276	328	299	288	46	242	257	312	277	269	39	230	University Departments of the University of Zadar
Fakultet prirodoslovno-matematičkih znanosti i kineziologije, Split <sup>11)</sup>	73	72	101	-	-	-	73	72	101	-	-	-	Faculty of Natural Sciences, Mathematics and Kinesiology, Split <sup>11)</sup>
Edukacijsko-rehabilitacijski fakultet, Zagreb	114	128	106	211	10	201	89	111	103	208	10	198	Faculty of Special Education and Rehabilitation, Zagreb
Katolički bogoslovni fakultet, Đakovo	24	-	27	23	9	14	24	-	27	23	9	14	Catholic Theological Faculty, Đakovo
Katolički bogoslovni fakultet, Split	20	28	18	32	17	15	20	28	18	32	17	15	Catholic Theological Faculty, Split
Katolički bogoslovni fakultet, Zagreb, i studiji	86	69	90	74	40	34	86	69	90	74	40	34	Catholic Theological Faculty, Zagreb and departments
Instituti Katoličkog bogoslovnog fakulteta, Zagreb	39	54	44	41	9	32	29	40	44	37	8	29	Institutes of Catholic Theological Faculty, Zagreb
Filozofski fakultet Družbe Isusove, Zagreb	38	36	45	45	17	28	32	31	42	38	12	26	Faculty of Philosophy of the Society of Jesus, Zagreb
Filozofsko-teološki institut Družbe Isusove, Zagreb	6	5	6	10	9	1	6	5	6	10	9	1	Faculty of Philosophy and Theology of the Society of Jesus, Zagreb
Teološki fakultet, Maruševec – adventistički	1	2	-	10	6	4	1	2	-	2	2	-	Faculty of Theology, Maruševec – Adventist
Umjetničke akademije	233	265	288	366	142	224	233	265	288	366	142	224	Academies of arts
Muzička akademija, Zagreb	122	99	106	108	45	63	122	99	106	108	45	63	Academy of Music, Zagreb
Akademija likovnih umjetnosti, Zagreb	26	50	60	81	29	52	26	50	60	81	29	52	Academy of Fine Arts, Zagreb
Umjetnička akademija, Osijek	7	15	14	24	7	17	7	15	14	24	7	17	Academy of Arts, Osijek
Umjetnička akademija, Split	59	59	39	79	30	49	59	59	39	79	30	49	Arts Academy, Split
Akademija dramske umjetnosti, Zagreb	19	24	22	50	24	26	19	24	22	50	24	26	Academy of Dramatic Arts, Zagreb
Akademija primjenjenih mjetnosti, Rijeka	-	18	47	24	7	17	-	18	47	24	7	17	Academy of Applied Arts, Rijeka

9) Od 2007. u sklopu Sveučilišnih odjela Sveučilišta u Puli

10) Do 2007. Fakultet ekonomije i turizma, Pula, Filozofski fakultet, Pula i Visoka učiteljska škola, Pula

11) Od 2008. Fakultet se podijelio na: Prirodoslovno-matematički fakultet Split i Kineziološki fakultet, Split

9) Part of Professional Departments of the University of Pula, since 2007

10) Faculty of Economics and Tourism, Pula, Faculty of Philosophy, Pula and Teachers' School of Professional Higher Education, Pula, until 2007

11) Since 2008 divided into the Faculty of Science, Split and the Faculty of Kinesiology, Split.

**27-16. STUDENTI UPISANI NA MAGISTARSKI ILI POSLIJEDIPLOMSKI SPECIJALISTIČKI STUDIJ NA VISOKIM UČILIŠTIMA PREMA SPOLU (NSKO 5)**  
**STUDENTS ENROLLED ON MAGISTERIAL OR POSTGRADUATE SPECIALIST STUDIES AT INSTITUTIONS OF HIGHER EDUCATION (ISCED 5),**  
**BY SEX**

	2003./2004.		2004./2005.		2005./2006.		2006./2007.		2007./2008.		
	ukupno Total	žene Women	ukupno Total	žene Women	ukupno Total	žene Women	ukupno Total	žene Women	ukupno Total	žene Women	
Ukupno	4 959	2 630	5 034	2 802	2 378	1 418	2 101	1 211	2 232	1 377	Total
Magistarski studij	4 959	2 630	5 034	2 802	1 605	910	220	132	128	87	Magisterial study
znanstveni	4 091	2 096	3 896	2 051	1 325	702	216	129	-	-	Academic
stručni	828	507	1 103	727	262	194	-	-	-	-	Professional
umjetnički	40	27	35	24	18	14	4	3	-	-	Artistic
Specijalistički studij	-	-	-	-	773	508	1 881	1 079	2 104	1 290	Specialist study
Visoka škola za sigurnost, Zagreb <sup>1)</sup>	97	13	50	1	-	-	-	-	-	-	School of Professional Higher Education in Safety, Zagreb <sup>1)</sup>
Međunarodna diplomatska škola za poslovno upravljanje, Zagreb	14	7	9	7	-	-	-	-	-	-	International Graduate Business School, Zagreb
Visoko evanđeosko teološko učilište, Osijek	18	6	24	11	-	-	30	17	-	-	Evangelical Theological Seminary, Osijek
Visoka škola za glazbenu umjetnost, Lovran	3	2	-	-	-	-	-	-	-	-	School of Professional Higher Education in Music, Lovran
Prirodoslovno-matematički fakultet – Matematički odjel, Zagreb	69	39	33	12	29	21	26	21	26	22	Faculty of Science, Department of Mathematics, Zagreb
Prirodoslovno-matematički fakultet, Zagreb	397	252	352	217	151	84	152	102	128	87	Faculty of Science, Zagreb
Sveučilišni interdisciplinarni studij Sveučilišta u Osijeku i Instituta "Ruder Bošković", Zagreb	20	17	13	11	12	11	-	-	-	-	Interdisciplinary Study of the University of Osijek and the Ruder Bošković Institute, Zagreb
Arhitektonski fakultet, Zagreb	32	19	-	-	-	-	-	-	-	-	Faculty of Architecture, Zagreb
Građevinski fakultet, Osijek	18	5	18	6	-	-	-	-	-	-	Faculty of Civil Engineering, Osijek
Građevinski fakultet, Rijeka	10	1	11	2	8	2	-	-	-	-	Faculty of Civil Engineering, Rijeka
Građevinski fakultet, Zagreb	103	30	-	-	-	-	42	8	-	-	Faculty of Civil Engineering, Zagreb
Građevinsko-arhitektonski fakultet, Split <sup>2)</sup>	-	-	22	6	20	6	-	-	-	-	Faculty of Civil Engineering and Architecture, Split <sup>2)</sup>
Geodetski fakultet, Zagreb	-	-	22	7	-	-	-	-	-	-	Faculty of Geodesy, Zagreb
Grafički fakultet, Zagreb	44	16	25	14	24	13	-	-	-	-	Faculty of Graphic Arts, Zagreb
Strojarski fakultet, Slavonski Brod	6	1	7	2	-	-	18	1	20	1	Faculty of Mechanical Engineering, Slavonski Brod
Fakultet strojarstva i brodogradnje, Zagreb	53	5	38	2	4	-	7	-	9	3	Faculty of Mechanical Engineering and Naval Architecture, Zagreb
Tehnički fakultet, Rijeka	2	-	-	-	-	-	-	-	-	-	Faculty of Engineering, Rijeka
Fakultet elektrotehnike, strojarstva i brodogradnje, Split	50	3	30	2	11	-	-	-	-	-	Faculty of Electrical Engineering, Mechanical Engineering and Naval Architecture, Split
Elektrotehnički fakultet, Osijek	24	4	30	4	-	-	5	1	2	-	Faculty of Electrical Engineering, Osijek
Fakultet elektrotehnike i računarstva, Zagreb	493	62	275	40	151	24	19	1	-	-	Faculty of Electrical Engineering and Computing, Zagreb
Fakultet prometnih znanosti, Zagreb	74	11	98	18	14	3	22	1	23	-	Faculty of Transport and Traffic Engineering, Zagreb
Rudarsko-geološko-naftni fakultet, Zagreb	-	-	32	8	31	8	-	-	-	-	Faculty of Mining, Geology and Petroleum Engineering, Zagreb
Metalurški fakultet, Sisak	7	1	3	-	-	-	-	-	-	-	Faculty of Metallurgy, Sisak
Fakultet kemijskog inženjerstva i tehnologije, Zagreb	12	6	36	20	22	14	21	11	45	27	Faculty of Chemical Engineering and Technology, Zagreb
Tekstilno-tehnološki fakultet, Zagreb	-	-	14	10	-	-	-	-	-	-	Faculty of Textile Technology, Zagreb
Pomorski fakultet, Rijeka	28	5	12	1	7	2	-	-	-	-	Faculty of Maritime Studies, Rijeka
Pomorski fakultet, Split	-	-	32	1	1	-	-	-	-	-	Faculty of Maritime Studies, Split
Medicinski fakultet, Osijek	81	39	75	37	-	-	-	-	-	-	Faculty of Medicine, Osijek
Medicinski fakultet, Rijeka	68	44	75	51	43	31	-	-	-	-	Faculty of Medicine, Rijeka
Medicinski fakultet, Split	54	31	43	30	20	14	-	-	-	-	Faculty of Medicine, Split
Medicinski fakultet, Zagreb	364	278	384	282	341	245	288	216	219	164	Faculty of Medicine, Zagreb
Stomatološki fakultet, Zagreb	104	71	77	55	116	77	61	39	41	27	Faculty of Dental Medicine, Zagreb
Veterinarski fakultet, Zagreb	106	46	40	18	17	6	-	-	43	23	Faculty of Veterinary Medicine, Zagreb
Prehrambeno-tehnološki fakultet, Osijek	8	5	12	8	21	16	-	-	26	22	Faculty of Food Technology, Osijek
Prehrambeno-biotehnološki fakultet, Zagreb	75	63	67	58	20	17	-	-	26	20	Faculty of Food Technology and Biotechnology, Zagreb

1) Do 2005./2006. Visoka škola za sigurnost na radu, Zagreb

2) Do 2003./2004. Građevinski fakultet, Split

1) School of Professional Higher Education in Work Safety, Zagreb, until 2005/2006

2) Faculty of Civil Engineering, Split, until 2003/2004

OBRAZOVANJE  
EDUCATION

**27-16. STUDENTI UPISANI NA MAGISTARSKI ILI POSLIJEDIPLOMSKI SPECIJALISTIČKI STUDIJ NA VISOKIM UČILIŠTIMA PREMA SPOLU (NSKO 5)**  
*STUDENTS ENROLLED ON MAGISTERIAL OR POSTGRADUATE SPECIALIST STUDIES AT INSTITUTIONS OF HIGHER EDUCATION (ISCED 5),*  
**BY SEX**

(nastavak)  
(continued)

	2003./2004.		2004./2005.		2005./2006.		2006./2007.		2007./2008.		
	ukupno Total	žene Women	ukupno Total	žene Women	ukupno Total	žene Women	ukupno Total	žene Women	ukupno Total	žene Women	
Poljoprivredni fakultet, Osijek	13	5	40	16	7	4	4	1	3	2	Faculty of Agriculture, Osijek
Agronomski fakultet, Zagreb	92	44	79	35	42	25	-	-	3	2	Faculty of Agriculture, Zagreb
Šumarski fakultet, Zagreb	23	6	26	6	-	-	19	5	19	7	Faculty of Forestry, Zagreb
Ekonomski fakultet, Osijek	14	9	164	88	272	140	190	107	270	141	Faculty of Economics, Osijek
Ekonomski fakultet, Rijeka	51	31	117	65	32	21	140	98	106	71	Faculty of Economics, Rijeka
Ekonomski fakultet, Split	143	64	86	44	62	37	70	31	62	26	Faculty of Economics, Split
Ekonomski fakultet, Zagreb	536	268	698	359	182	87	788	431	687	409	Faculty of Economics, Zagreb
Sveučilišni odjel za ekonomiju i poslovnu ekonomiju Sveučilišta u Dubrovniku <sup>3)</sup>	21	12	26	20	20	16	35	25	-	-	University of Dubrovnik, Department of Economy and Business Economy <sup>3)</sup>
Fakultet menadžment u turizmu i ugostiteljstvu, Opatija	69	36	47	32	-	-	-	-	-	-	Faculty of Tourism and Hospitality Management, Opatija
Sveučilišni odjel ekonomije i turizma, Pula	-	-	-	-	-	-	-	-	34	25	Department of Economics and Tourism, Pula
Fakultet organizacije i informatike, Varaždin	71	29	116	44	-	-	-	-	31	9	Faculty of Organisation and Informatics, Varaždin
Pravni fakultet, Osijek	21	7	18	12	12	7	-	-	42	19	Faculty of Law, Osijek
Pravni fakultet, Rijeka	-	-	-	-	-	-	71	35	62	32	Faculty of Law, Rijeka
Pravni fakultet, Split	-	-	83	37	-	-	-	-	-	-	Faculty of Law, Split
Pravni fakultet, Zagreb	362	242	351	229	129	75	31	29	100	70	Faculty of Law, Zagreb
Fakultet političkih znanosti, Zagreb	92	46	95	46	64	30	-	-	-	-	Faculty of Political Sciences, Zagreb
Filozofski fakultet, Rijeka	-	-	25	20	3	3	-	-	-	-	Faculty of Philosophy, Rijeka
Filozofski fakultet, Zagreb	670	533	533	398	181	141	-	-	61	57	Faculty of Humanities and Social Sciences, Zagreb
Hrvatski studiji, Zagreb	6	3	-	-	-	-	-	-	-	-	Croatian Studies, Zagreb
Učiteljski fakultet, Zagreb	-	-	178	159	166	146	-	-	-	-	Teacher Education Academy, Zagreb
Sveučilište u Osijeku	-	-	33	16	-	-	15	12	-	-	University of Osijek
Fakultet prirodoslovno-matematičkih znanosti i kineziologije, Split <sup>4)</sup>	-	-	46	34	13	10	-	-	-	-	Faculty of Natural Sciences, Mathematics and Kinesiology, Split <sup>4)</sup>
Sveučilišni odjeli Sveučilišta u Zadru <sup>5)</sup>	122	77	113	79	37	22	-	-	-	-	University Departments of the University of Zadar <sup>5)</sup>
Edukacijsko-rehabilitacijski fakultet, Zagreb	87	71	73	61	27	27	-	-	17	17	Faculty of Special Education and Rehabilitation, Zagreb
Kineziološki fakultet, Zagreb	33	9	24	9	-	-	-	-	-	-	Faculty of Kinesiology, Zagreb
Katolički bogoslovni fakultet, Zagreb	21	7	23	5	25	7	23	5	-	-	Catholic Theological Faculty, Zagreb
Filozofski fakultet Družbe Isusove, Zagreb	26	11	30	11	15	7	-	-	-	-	Faculty of Philosophy of the Society of Jesus, Zagreb
Teološki fakultet, Zagreb -evangelički	-	-	-	-	-	-	-	-	-	-	Faculty of Theology, Zagreb – Evangelic
Muzička akademija, Zagreb	52	38	51	36	26	19	12	7	-	-	Academy of Music, Zagreb
Akademija likovnih umjetnosti, Zagreb	-	-	-	-	-	-	-	-	3	-	Academy of Fine Arts, Zagreb
Centar za poslijediplomske studije Sveučilišta u Zagrebu	122	77	-	-	-	-	12	7	115	88	Center for Postgraduate Studies of the University of Zagreb
Sveučilišni interdisciplinarni studiji Sveučilišta u Osijeku	87	71	-	-	-	-	-	-	9	6	University Interdisciplinary Study of University of Osijek

3) Do 2004./2005. Fakultet za turizam i vanjsku trgovinu, Dubrovnik

4) Do 2006./2007. Fakultet prirodoslovno-matematičkih znanosti i studija odgojnih područja, Split

5) Do 2003./2004. Filozofski fakultet, Zadar

3) Faculty of Tourism and Foreign Trade, Dubrovnik, until 2004/2005

4) Faculty of Natural Sciences, Mathematics and Education, Split, until 2006/2007

5) Faculty of Philosophy, Zadar, until 2003/2004



**27-17. STUDENTI UPISANI NA MAGISTARSKI ILI POSLIJEDIPLOMSKI SPECIJALISTIČKI STUDIJ PREMA ZNANSTVENIM I UMJETNIČKIM PODRUČJIMA I POLJIMA STUDIJA<sup>1)</sup> TE SPOLU (NSKO 5)**  
*STUDENTS ENROLLED ON MAGISTERIAL OR POSTGRADUATE SPECIALIST STUDIES (ISCED 5), BY SCIENTIFIC AND ARTISTIC FIELDS OF THEIR MASTER'S AND SPECIALIST THESES<sup>1)</sup> AND SEX*

	2003./2004.		2004./2005.		2005./2006.		2006./2007.		2007./2008.		
	ukupno Total	žene Women	ukupno Total	žene Women	ukupno Total	žene Women	ukupno Total	žene Women	ukupno Total	žene Women	
Ukupno	4 959	2 630	5 034	2 802	2 378	1 418	2 101	1 211	2 232	1 377	Total
Prirodne znanosti	478	296	448	269	199	117	178	123	154	109	Life sciences
Biologija	239	166	217	149	84	53	106	76	107	75	Biology
Fizika	44	16	73	31	33	13	11	3	5	1	Physics
Geoznanost	52	30	40	17	19	9	8	5	9	5	Geological science
Kemija	74	45	85	60	34	21	27	18	7	6	Chemistry
Matematika	69	39	33	12	29	21	26	21	26	22	Mathematics
Tehničke znanosti	1 122	211	744	139	265	56	113	12	54	4	Engineering
Arhitektura i urbanizam	32	19	11	2	-	-	-	-	-	-	Architecture and town planning
Brodogradnja	5	1	-	-	-	-	-	-	1	-	Naval Architecture
Elektrotehnika	409	46	245	28	117	16	21	1	2	-	Electrical engineering
Geodezija	-	-	22	7	-	-	-	-	-	-	Geodesy
Građevinarstvo	103	30	40	12	28	8	42	8	-	-	Civil engineering
Grafička tehnologija	44	16	25	14	24	13	-	-	-	-	Graphic technology
Kemijско inženjerstvo	12	6	6	2	-	-	-	-	-	-	Chemical engineering
Metalurgija	7	1	3	-	-	-	-	-	-	-	Metallurgy
Računarstvo	220	51	84	17	45	8	3	1	-	-	Computer science
Rudarstvo, nafta i geološko inženjerstvo	-	-	22	5	21	5	-	-	-	-	Mining, petroleum and geological engineering
Strojarstvo	63	6	51	5	4	-	24	1	28	4	Mechanical engineering
Tehnologija prometa i transport	102	16	142	20	22	5	22	1	23	-	Technology of transport and traffic
Tekstilna tehnologija	-	-	14	10	-	-	-	-	-	-	Textile engineering
Temeljne tehničke znanosti	125	19	79	17	4	1	1	-	-	-	Basic technical sciences
Biomedicina i zdravstvo	777	509	694	473	537	373	349	255	303	214	Biomedicine and health
Temeljne medicinske znanosti	-	-	-	-	1	1	-	-	-	-	Basic medical sciences
Kliničke medicinske znanosti	54	31	205	140	197	125	170	121	136	91	Clinical medicine
Javno zdravstvo i zdravstvena zaštita	-	-	222	172	164	134	118	95	83	73	Public health and health care
Veterinarska medicina	106	46	40	18	16	5	-	-	43	23	Veterinary medicine
Stomatologija	104	71	77	55	116	77	61	39	41	27	Dental medicine
Medicina	513	361	150	88	43	31	-	-	-	-	Medicine
Biotehničke znanosti	231	140	237	134	90	62	23	6	77	53	Biotechnical sciences
Poljoprivreda	105	49	132	62	49	29	4	1	6	4	Agronomy
Šumarstvo	23	6	26	6	-	-	19	5	19	7	Forestry
Biotehnologija	27	23	24	20	-	-	-	-	-	-	Biotechnology
Prehrambena tehnologija	76	62	55	46	41	33	-	-	52	42	Food technology
Društvene znanosti	1 730	1 041	2 366	1 423	1 033	642	1 314	752	1 413	821	Social sciences
Ekonomija	906	469	1 182	643	568	301	1 212	688	1 159	672	Economics
Pravo	278	170	384	223	141	82	71	35	204	121	Law
Politologija	92	46	128	62	64	30	-	-	-	-	Political science
Informacijske znanosti	104	78	186	90	22	18	-	-	31	9	Informatics
Sociologija	40	30	32	21	1	1	-	-	-	-	Sociology
Psihologija	61	54	55	46	38	31	-	-	2	2	Psychology
Odgajne znanosti (pedagogija i defektologija)	201	158	366	311	199	179	-	-	17	17	Education (pedagogy and special education)
Socijalna djelatnost	48	36	33	27	-	-	31	29	-	-	Social work
Humanističke znanosti	621	433	545	364	202	129	61	26	42	41	Humanities
Filozofija	47	21	35	13	14	6	-	-	-	-	Philosophy
Teologija	39	13	47	16	29	10	53	22	-	-	Theology
Filologija	299	138	296	244	119	98	-	-	42	41	Linguistics
Povijest	63	23	67	24	21	7	-	-	-	-	History
Povijest umjetnosti	73	59	13	7	1	1	8	4	-	-	History of arts
Znanost o umjetnosti	51	36	43	29	8	5	-	-	-	-	Science of arts
Arheologija	24	12	20	7	10	2	-	-	-	-	Archaeology
Etnologija i antropologija	25	19	10	10	-	-	-	-	-	-	Ethnology and anthropology
Umjetničko područje	-	-	-	-	18	14	4	3	3	-	Artistic field
Glazbena umjetnost	-	-	-	-	18	14	4	3	-	-	Music art
Likovne umjetnosti	-	-	-	-	-	-	-	-	3	-	Fine art
Interdisciplinarno područje	-	-	-	-	34	25	59	34	186	135	Interdisciplinary field
Zaštita prirode i okoliša	-	-	-	-	12	11	-	-	9	6	Environmental protection
Korozija i zaštita	-	-	-	-	-	-	-	-	9	2	Corrosion and protection
Eko inženjerstvo	-	-	-	-	22	14	21	11	36	25	Ecoengineering
Inteligentno elektroničko poslovanje	-	-	-	-	-	-	11	4	-	-	E-business intelligence
Regionalna suradnja i integriranje u EU	-	-	-	-	-	-	15	12	-	-	Regional cooperation and EU integration
Europski studiji	-	-	-	-	-	-	12	7	-	-	European studies
Javna uprava	-	-	-	-	-	-	-	-	45	34	Public administration
Upravljanje gradom	-	-	-	-	-	-	-	-	32	21	Urban management
Konferencijsko prevodenje	-	-	-	-	-	-	-	-	55	47	Conference interpreting

1) Od 2006. Klasifikacija znanstvenih i umjetničkih područja i polja (NN, br. 76/05.)

1) The Classification of Scientific and Artistic Fields (NN, No. 76/05), since 2006

**27-18. MAGISTRI ZNANOSTI, MAGISTRI I SVEUČILIŠNI SPECIJALISTI NA VISOKIM UČILIŠTIMA PREMA SPOLU (NSKO 5)**  
MASTERS OF SCIENCE, MASTERS AND UNIVERSITY SPECIALISTS AT INSTITUTIONS OF HIGHER EDUCATION (ISCED 5), BY SEX

	2004.		2005.		2006.		2007.		2008.		
	ukupno Total	žene Women	ukupno Total	žene Women	ukupno Total	žene Women	ukupno Total	žene Women	ukupno Total	žene Women	
Ukupno	760	357	973	473	682	324	793	410	871	475	Total
Visoka škola za sigurnost, Zagreb <sup>1)</sup>	19	2	20	2	43	1	63	13	13	3	School of Professional Higher Education in Safety, Zagreb <sup>1)</sup>
Međunarodna diplomatska škola za poslovno upravljanje, Zagreb	-	-	12	6	10	8	-	-	-	-	International Graduate Business School, Zagreb
Visoko evanđeosko teološko učilište, Osijek	6	-	6	2	7	2	-	-	5	-	Evangelical Theological Seminary, Osijek
Visoka škola za glazbenu umjetnost, Lovran	-	-	-	-	-	-	-	-	-	-	School of Professional Higher Education in Music, Lovran
Prirodoslovno-matematički fakultet – Matematički odjel, Zagreb	15	6	16	10	11	8	3	1	2	2	Faculty of Science, Department of Mathematics, Zagreb
Prirodoslovno-matematički fakultet, Zagreb	83	56	68	45	51	35	62	45	49	31	Faculty of Science, Zagreb
Prirodoslovno-matematički fakultet, Split	-	-	-	-	-	-	-	-	5	5	Faculty of Science, Split
Sveučilišni interdisciplinarni studij Sveučilišta u Osijeku i Instituta "Ruder Bošković", Zagreb	-	-	1	1	2	1	4	3	6	3	Interdisciplinary Study of the University of Osijek and the Ruder Bošković Institute, Zagreb
Arhitektonski fakultet, Zagreb	3	2	1	1	-	-	1	-	-	-	Faculty of Architecture, Zagreb
Građevinski fakultet, Osijek	-	-	2	2	-	-	2	-	1	1	Faculty of Civil Engineering, Osijek
Građevinski fakultet, Rijeka	-	-	2	1	1	1	1	-	-	-	Faculty of Civil Engineering, Rijeka
Građevinski fakultet, Zagreb	7	6	17	5	8	2	10	4	7	1	Faculty of Civil Engineering, Zagreb
Građevinsko-arhitektonski fakultet, Split	3	2	-	-	5	3	-	-	4	3	Faculty of Civil Engineering and Architecture, Split
Geodetski fakultet, Zagreb	2	-	6	2	2	-	1	1	1	-	Faculty of Geodesy, Zagreb
Grafički fakultet, Zagreb	5	2	4	3	1	-	3	2	1	-	Faculty of Graphic Arts, Zagreb
Strojarski fakultet, Slavonski Brod	1	1	1	-	1	-	2	-	3	-	Faculty of Mechanical Engineering, Slavonski Brod
Fakultet strojarstva i brodogradnje, Zagreb	6	-	5	3	4	-	5	-	9	-	Faculty of Mechanical Engineering and Naval Architecture, Zagreb
Tehnički fakultet, Rijeka	5	-	3	1	4	-	2	1	-	-	Faculty of Engineering, Rijeka
Fakultet elektrotehnike, strojarstva i brodogradnje, Split	8	2	8	-	7	1	9	3	6	1	Faculty of Electrical Engineering, Mechanical Engineering and Naval Architecture, Split
Elektrotehnički fakultet, Osijek	1	-	2	-	2	-	-	-	6	-	Faculty of Electrical Engineering, Osijek
Fakultet elektrotehnike i računarstva, Zagreb	75	15	67	10	34	5	33	7	40	6	Faculty of Electrical Engineering and Computing, Zagreb
Fakultet prometnih znanosti, Zagreb	27	8	15	2	37	4	31	3	13	1	Faculty of Transport and Traffic Engineering, Zagreb
Rudarsko-geološko-naftni fakultet, Zagreb	1	1	2	2	2	2	1	-	2	1	Faculty of Mining, Geology and Petroleum Engineering, Zagreb
Metalurški fakultet, Sisak	-	-	2	-	4	4	1	-	-	-	Faculty of Metallurgy, Sisak
Fakultet kemijskog inženjerstva i tehnologije, Zagreb	12	8	11	6	12	7	12	7	12	8	Faculty of Chemical Engineering and Technology, Zagreb
Kemijsko-tehnološki fakultet, Split	1	-	1	1	1	1	-	-	-	-	Faculty of Chemistry and Technology, Split
Tekstilno-tehnološki fakultet, Zagreb	3	3	3	2	2	2	1	1	-	-	Faculty of Textile Technology, Zagreb
Pomorski fakultet, Rijeka	4	1	7	-	5	1	2	-	1	1	Faculty of Maritime Studies, Rijeka
Pomorski fakultet, Split	-	-	-	-	3	-	4	-	6	-	Faculty of Maritime Studies, Split
Medicinski fakultet, Osijek	1	1	5	3	-	-	-	-	3	3	Faculty of Medicine, Osijek
Medicinski fakultet, Rijeka	23	12	18	11	12	8	11	6	6	4	Faculty of Medicine, Rijeka
Medicinski fakultet, Split	5	1	11	4	2	2	5	4	-	-	Faculty of Medicine, Split
Medicinski fakultet, Zagreb	48	19	74	41	53	32	35	23	15	10	Faculty of Medicine, Zagreb
Stomatološki fakultet, Zagreb	25	11	30	18	19	15	20	16	19	14	Faculty of Dental Medicine, Zagreb
Farmaceutsko-biokemijski fakultet, Zagreb	7	6	3	3	-	-	4	4	2	1	Faculty of Pharmacy and Biochemistry, Zagreb
Veterinarski fakultet, Zagreb	13	5	12	4	9	3	4	2	12	5	Faculty of Veterinary Medicine, Zagreb
Prehrambeno-tehnološki fakultet, Osijek	-	-	1	1	1	1	1	-	3	1	Faculty of Food Technology, Osijek
Prehrambeno-biotehnološki fakultet, Zagreb	11	7	9	6	18	14	10	9	19	16	Faculty of Food Technology and Biotechnology, Zagreb
Pojoprivredni fakultet, Osijek	6	2	8	2	2	-	3	2	-	-	Faculty of Agriculture, Osijek
Agronomski fakultet, Zagreb	19	5	25	8	7	4	9	-	10	3	Faculty of Agriculture, Zagreb

1) Do 2005. Visoka škola za sigurnost na radu, Zagreb

1) School of Professional Higher Education in Work Safety, Zagreb, until 2005

**27-18. MAGISTRI ZNANOSTI, MAGISTRI I SVEUČILIŠNI SPECIJALISTI NA VISOKIM UČILIŠTIMA PREMA SPOLU (NSKO 5)**  
**MASTERS OF SCIENCE, MASTERS AND UNIVERSITY SPECIALISTS AT INSTITUTIONS OF HIGHER EDUCATION (ISCED 5), BY SEX**
(nastavak)  
(continued)

	2004.		2005.		2006.		2007.		2008.		
	ukupno Total	žene Women	ukupno Total	žene Women	ukupno Total	žene Women	ukupno Total	žene Women	ukupno Total	žene Women	
Šumarski fakultet, Zagreb	12	4	9	1	8	2	4	2	7	3	Faculty of Forestry, Zagreb
Ekonomski fakultet, Osijek	20	7	40	22	22	11	42	23	78	38	Faculty of Economics, Osijek
Ekonomski fakultet, Rijeka	11	8	14	8	13	7	17	14	25	18	Faculty of Economics, Rijeka
Ekonomski fakultet, Split	15	6	26	5	20	7	25	9	31	20	Faculty of Economics, Split
Ekonomski fakultet, Zagreb	86	50	153	80	101	52	123	70	167	94	Faculty of Economics, Zagreb
Sveučilišni odjel za ekonomiju i poslovnu ekonomiju Sveučilišta u Dubrovniku <sup>2)</sup>	-	-	4	3	-	-	-	-	8	3	University of Dubrovnik, Department of Economy and Business Economy <sup>2)</sup>
Fakultet za menadžment u turizmu i ugostiteljstvu, Opatija	14	5	10	6	16	11	14	8	14	8	Faculty of Tourism and Hospitality Management, Opatija
Sveučilišni odjel ekonomije i turizma Sveučilišta u Puli <sup>3)</sup>	-	-	-	-	-	-	5	2	12	8	University Department of Economics and Tourism of the University of Pula <sup>3)</sup>
Fakultet organizacije i informatike, Varaždin	11	1	7	3	12	4	11	5	16	1	Faculty of Organisation and Informatics, Varaždin
Pravni fakultet, Osijek	3	2	-	-	3	-	4	2	5	4	Faculty of Law, Osijek
Pravni fakultet, Rijeka	8	6	6	4	-	-	3	-	19	9	Faculty of Law, Rijeka
Pravni fakultet, Split	1	1	4	2	2	2	4	1	13	5	Faculty of Law, Split
Pravni fakultet, Zagreb	21	14	28	19	22	11	35	21	21	11	Faculty of Law, Zagreb
Fakultet političkih znanosti, Zagreb	19	6	33	8	-	-	15	5	28	13	Faculty of Political Sciences, Zagreb
Filozofski fakultet, Rijeka	2	1	1	1	5	3	1	1	2	2	Faculty of Philosophy, Rijeka
Filozofski fakultet, Zagreb	45	33	108	72	36	27	39	28	84	67	Faculty of Humanities and Social Sciences, Zagreb
Hrvatski studiji, Zagreb	1	1	1	-	2	-	-	-	-	-	Croatian Studies, Zagreb
Učiteljski fakultet, Zagreb	-	-	-	-	-	-	8	7	19	18	Faculty of Teacher Education, Zagreb
Fakultet prirodoslovno-matematičkih znanosti i kineziologije, Split <sup>4)</sup>	-	-	-	-	2	-	9	5	-	-	Faculty of Natural Sciences, Mathematics and Kinesiology, Split <sup>4)</sup>
Sveučilišni odjeli Sveučilišta u Zadru <sup>5)</sup>	7	4	7	5	7	4	19	12	6	1	University Departments of the University of Zadar <sup>5)</sup>
Edukacijsko-rehabilitacijski fakultet, Zagreb	13	12	13	11	2	1	6	6	6	6	Faculty of Special Education and Rehabilitation, Zagreb
Kineziološki fakultet, Zagreb	10	3	14	5	18	9	17	5	2	-	Faculty of Kinesiology, Zagreb
Katolički bogoslovni fakultet, Zagreb	2	1	1	-	1	-	5	2	6	3	Catholic Theological Faculty, Zagreb
Filozofski fakultet Družbe Isusove, Zagreb	4	1	3	-	1	-	9	6	2	2	Faculty of Philosophy of the Society of Jesus, Zagreb
Muzička akademija, Zagreb	10	7	13	10	7	6	5	3	7	5	Academy of Music, Zagreb
Centar za poslijediplomske studije Sveučilišta u Zagrebu	-	-	-	-	-	-	18	16	12	12	Center for Postgraduate Studies of University of Zagreb

2) Do 2004. Fakultet za turizam i vanjsku trgovinu, Dubrovnik

3) Do 2007. Fakultet ekonomije i turizma, Pula

4) Od 2008. Fakultet se podijelio na: Prirodoslovno-matematički fakultet, Split i Kineziološki fakultet, Split

5) Do 2003. Filozofski fakultet, Zadar

2) Faculty of Tourism and Foreign Trade, Dubrovnik until 2004

3) Faculty of Economics and Tourism, Pula until 2007

4) Since 2008 divided into the Faculty of Science, Split and the Faculty of Kinesiology, Split.

5) Faculty of Philosophy, Zadar until 2003

**27-19. MAGISTRI ZNANOSTI, MAGISTRI I SVEUČILIŠNI SPECIJALISTI PREMA ZNANSTVENIM I UMJETNIČKIM PODRUČJIMA I POLJIMA MAGISTARSKOG ILI SPECIJALISTIČKOG RADA<sup>1)</sup> TE SPOLU (NSKO 5)**  
*MASTERS OF SCIENCE, MASTERS AND UNIVERSITY SPECIALISTS (ISCED 5), BY SCIENTIFIC AND ARTISTIC FIELDS OF THEIR MASTER'S AND SPECIALIST THESES<sup>1)</sup> AND SEX*

	2004.		2005.		2006.		2007.		2008.			
	ukupno Total	žene Women	ukupno Total	žene Women	ukupno Total	žene Women	ukupno Total	žene Women	ukupno Total	žene Women		
Ukupno	760	357	973	473	682	324	793	410	871	475	Total	
Prirodne znanosti	100	65	89	59	72	49	74	51	61	42	Life sciences	
Biologija	44	36	52	37	37	27	52	40	44	31	Biology	
Fizika	13	6	5	2	4	2	10	5	5	2	Physics	
Geoznanost	14	8	5	2	13	7	4	-	5	3	Geological science	
Kemija	14	9	11	8	7	5	5	5	5	4	Chemistry	
Matematika	15	6	16	10	11	8	3	1	2	2	Mathematics	
Tehničke znanosti	179	50	174	39	171	29	181	40	119	21	Engineering	
Arhitektura i urbanizam	3	2	1	1	-	-	1	-	-	-	Architecture and town planning	
Brodogradnja	1	-	1	1	1	-	-	-	-	-	Naval Architecture	
Elektrotehnika	57	14	56	7	32	3	35	8	47	6	Electrical engineering	
Geodezija	2	-	6	2	2	-	1	1	1	-	Geodesy	
Građevinarstvo	10	8	21	8	13	5	11	4	11	4	Civil engineering	
Grafička tehnologija	5	2	4	3	1	-	3	2	1	-	Graphic technology	
Kemijsko inženjerstvo	9	5	7	3	3	2	-	-	-	-	Chemical engineering	
Metalurgija	-	-	2	-	4	4	1	-	-	-	Metallurgy	
Računalstvo	21	2	18	3	10	3	6	2	4	-	Computer science	
Rudarstvo, nafta i geološko inženjerstvo	1	1	2	2	2	2	1	-	1	-	Mining, petroleum and geological engineering	
Strojarstvo	9	1	11	3	6	-	8	1	13	1	Mechanical engineering	
Tehnologija prometa i transport	31	9	22	2	45	5	37	3	20	2	Technology of transport and traffic	
Tekstilna tehnologija	3	3	3	2	2	2	1	1	-	-	Textile engineering	
Temeljne tehničke znanosti	27	3	20	2	50	3	76	18	21	8	Basic technical sciences	
Biomedicina i zdravstvo	124	56	154	85	95	60	79	55	56	36	Biomedicine and health	
Temeljne medicinske znanosti	20	11	9	8	2	2	5	5	4	2	Basic medical sciences	
Kliničke medicinske znanosti	53	21	77	38	42	27	26	12	17	12	Clinical medicine	
Javno zdravstvo i zdravstvena zaštita	4	1	14	9	8	6	7	5	3	2	Public health and health care	
Veterinarska medicina	13	5	12	4	9	3	4	2	12	5	Veterinary medicine	
Stomatologija	25	11	29	18	19	15	21	17	18	14	Dental medicine	
Farmacija	7	6	4	3	-	-	4	4	2	1	Pharmacy	
Druge grane kliničke medicine	2	1	9	5	15	7	12	10	-	-	Other branches of clinical medicine	
Biotehničke znanosti	47	17	52	18	36	21	30	15	46	27	Biotechnical sciences	
Poljoprivreda	25	7	33	10	9	4	12	2	12	4	Agronomy	
Šumarstvo	12	4	9	1	8	2	4	2	5	-	Forestry	
Drvena tehnologija	-	-	-	-	-	-	-	-	3	3	Wood technology	
Biotehnologija	-	-	4	3	4	4	5	3	5	4	Biotechnology	
Prehrambena tehnologija	10	6	6	4	15	11	9	8	21	16	Food technology	
Društvene znanosti	251	135	402	209	258	138	357	199	503	285	Social sciences	
Ekonomija	146	76	259	130	183	97	225	126	268	159	Economics	
Pravo	33	23	37	24	25	11	43	21	57	28	Law	
Politologija	19	6	33	8	-	-	16	5	28	13	Political science	
Informacijske znanosti	16	5	17	11	17	9	23	13	89	35	Informatics	
Sociologija	3	2	6	3	-	-	1	-	5	3	Sociology	
Psihologija	4	4	14	8	5	5	6	5	16	14	Psychology	
Odgojne znanosti (pedagogija i defektologija)	29	19	35	24	27	15	39	26	39	32	Education (pedagogy and special education)	
Socijalna geografija i demografija	1	-	-	-	-	-	1	-	-	-	Social geography and demography	
Socijalna djelatnost	-	-	1	1	1	1	3	3	1	1	Social work	
Humanističke znanosti	59	34	102	63	43	21	46	28	60	43	Humanities	
Filozofija	7	3	5	2	5	1	5	2	1	1	Philosophy	
Teologija	8	1	7	2	9	2	10	6	12	4	Theology	
Filologija	20	17	36	28	11	9	15	12	30	25	Linguistics	
Povijest	4	2	26	10	17	8	7	3	8	5	History	
Povijest umjetnosti	2	1	5	2	-	-	1	1	3	3	History of arts	
Znanost o umjetnosti	10	7	14	11	-	-	1	-	1	1	Science of arts	
Arheologija	6	1	3	2	1	1	6	3	4	3	Archaeology	
Etnologija i antropologija	2	2	6	6	-	-	1	1	1	1	Ethnology and anthropology	
Umjetničko područje	-	-	-	-	-	7	6	4	3	7	5	Artistic field
Glazbena umjetnost	-	-	-	-	-	7	6	4	3	7	5	Music art
Interdisciplinarno područje	-	-	-	-	-	-	22	19	19	16	Interdisciplinary field	
Zaštita prirode i okoliša	-	-	-	-	-	-	4	3	-	-	Environmental protection	
Konferencijsko prevodenje	-	-	-	-	-	-	18	16	16	13	Conference interpreting	
Javna uprava	-	-	-	-	-	-	-	-	3	3	Public administration	

1) Od 2006. Klasifikacija znanstvenih i umjetničkih područja i polja (NN, br. 76/05.)

1) The Classification of Scientific and Artistic Fields (NN, No. 76/05), since 2006

**27-20. DOKTORANDI – OSOBE U POSTUPKU STJECANJA DOKTORATA ZNANOSTI NA VISOKIM UČILIŠTIMA PREMA SPOLU (NSKO 6)**  
**CANDIDATES FOR DOCTORATE – PERSONS IN PROCESS OF OBTAINING DOCTORATE OF SCIENCE AT INSTITUTIONS OF HIGHER EDUCATION (ISCED 6), BY SEX**

	2005./2006.			2006./2007.			2007./2008.			Total
	ukupno Total	muškarci Men	žene Women	ukupno Total	muškarci Men	žene Women	ukupno Total	muškarci Men	žene Women	
Ukupno	1 316	701	615	1 766	965	801	3 052	1 503	1 549	Total
Upisali doktorski studij	1 170	630	540	1 635	903	732	2 855	1 414	1 441	Enrolled on doctoral study
Prijavili doktorat	146	71	75	131	62	69	197	89	108	Entered doctoral dissertation
Prirodoslovno-matematički fakultet – Matematički odjel, Zagreb	51	28	23	48	25	23	57	28	29	Faculty of Science, Department of Mathematics, Zagreb
Prirodoslovno-matematički fakultet, Zagreb	220	93	127	193	68	125	282	105	177	Faculty of Science, Zagreb
Arhitektonski fakultet, Zagreb	-	-	-	77	33	44	35	12	23	Faculty of Architecture, Zagreb
Građevinski fakultet, Osijek	24	18	6	27	20	7	29	19	10	Faculty of Civil Engineering, Osijek
Građevinski fakultet, Rijeka	11	8	3	3	2	1	22	15	7	Faculty of Civil Engineering, Rijeka
Građevinski fakultet, Zagreb	-	-	-	63	36	27	21	14	7	Faculty of Civil Engineering, Zagreb
Građevinsko-arhitektonski fakultet, Split	6	2	4	-	-	-	-	-	-	Faculty of Civil Engineering and Architecture, Split
Geodetski fakultet, Zagreb	-	-	-	21	17	4	24	20	4	Faculty of Geodesy, Zagreb
Grafički fakultet, Zagreb	8	3	5	24	12	12	4	3	1	Faculty of Graphic Arts, Zagreb
Strojarski fakultet, Slavonski Brod	12	9	3	-	-	-	14	11	3	Faculty of Mechanical Engineering, Slavonski Brod
Fakultet strojarstva i brodogradnje, Zagreb	51	44	7	65	57	8	45	39	6	Faculty of Mechanical Engineering and Naval Architecture, Zagreb
Tehnički fakultet, Rijeka	14	14	-	34	28	6	38	29	9	Faculty of Engineering, Rijeka
Fakultet elektrotehnike strojarstva i brodogradnje, Split	38	32	6	38	35	3	59	52	7	Faculty of Electrical Engineering, Mechanical Engineering and Naval Architecture, Split
Elektrotehnički fakultet, Osijek	-	-	-	16	16	-	8	5	3	Faculty of Electrical Engineering, Osijek
Fakultet elektrotehnike i računarstva, Zagreb	135	112	23	249	207	42	326	266	60	Faculty of Electrical Engineering and Computing, Zagreb
Rudarsko-geološko-naftni fakultet, Zagreb	-	-	-	36	27	9	28	21	7	Faculty of Mining, Geology and Petroleum Engineering, Zagreb
Metalurški fakultet, Sisak	-	-	-	8	7	1	9	7	2	Faculty of Metallurgy, Sisak
Kemijsko-tehnološki fakultet, Split	-	-	-	2	-	2	-	-	-	Faculty of Chemistry and Technology, Split
Fakultet kemijskog inženjerstva i tehnologije, Zagreb	9	5	4	8	5	3	71	30	41	Faculty of Chemical Engineering and Technology, Zagreb
Fakultet prometnih znanosti, Zagreb	9	8	1	35	30	5	70	61	9	Faculty of Transport and Traffic Engineering, Zagreb
Pomorski fakultet, Rijeka	6	4	2	2	2	-	52	44	8	Faculty of Maritime Studies, Rijeka
Sveučilišni studijski centar za studije mora, Split	-	-	-	-	-	-	57	21	36	University Department for Professional Courses of Study, Split
Medicinski fakultet, Osijek	147	78	69	-	-	-	126	60	66	Faculty of Medicine, Osijek
Medicinski fakultet, Rijeka	-	-	-	28	12	16	31	14	17	Faculty of Medicine, Rijeka
Medicinski fakultet, Split	54	27	27	49	28	21	43	17	26	Faculty of Medicine, Split
Medicinski fakultet, Zagreb	-	-	-	273	115	158	137	50	87	Faculty of Medicine, Zagreb
Stomatološki fakultet, Zagreb	11	7	4	27	13	14	54	24	30	Faculty of Dental Medicine, Zagreb
Farmaceutsko-biokemijski fakultet, Zagreb	-	-	-	-	-	-	34	5	29	Faculty of Pharmacy and Biochemistry, Zagreb
Veterinarski fakultet, Zagreb	44	25	19	-	-	-	47	22	25	Faculty of Veterinary Medicine, Zagreb
Prehrambeno-tehnološki fakultet, Osijek	29	8	21	17	2	15	16	5	11	Faculty of Food Technology, Osijek
Prehrambeno-biotehnološki fakultet, Zagreb	14	3	11	-	-	-	62	13	49	Faculty of Food Technology and Biotechnology, Zagreb
Poljoprivredni fakultet, Osijek	35	26	9	11	7	4	28	20	8	Faculty of Agriculture, Osijek
Agronomski fakultet, Zagreb	6	4	2	8	4	4	73	40	33	Faculty of Agriculture, Zagreb
Šumarski fakultet, Zagreb	-	-	-	9	6	3	13	9	4	Faculty of Forestry, Zagreb
Ekonomski fakultet, Osijek	10	3	7	3	2	1	44	26	18	Faculty of Economics, Osijek
Ekonomski fakultet, Rijeka	-	-	-	5	3	2	5	3	2	Faculty of Economics, Rijeka
Ekonomski fakultet, Split	21	9	12	31	15	16	27	17	10	Faculty of Economics, Split
Ekonomski fakultet, Zagreb	16	10	6	-	-	-	30	16	14	Faculty of Economics, Zagreb
Fakultet za menadžment u turizmu i ugostiteljstvu, Opatija	-	-	-	-	-	-	3	-	3	Faculty of Tourism and Hospitality Management, Opatija
Sveučilišni odjel ekonomije i turizma Sveučilišta u Puli <sup>1)</sup>	2	1	1	4	4	-	2	2	-	University Department of Economics and Tourism of the University of Pula <sup>1)</sup>
Fakultet organizacije i informatike, Varaždin	-	-	-	-	-	-	25	19	6	Faculty of Organisation and Informatics, Varaždin
Pravni fakultet, Osijek	-	-	-	-	-	-	2	-	2	Faculty of Law, Osijek
Pravni fakultet, Rijeka	4	1	3	2	-	2	-	-	-	Faculty of Law, Rijeka

1) Do 2006./2007. Fakultet ekonomije i turizma, Pula

1) Faculty of Economics and Tourism, Pula, until 2006/2007

**27-20. DOKTORANDI – OSOBE U POSTUPKU STJECANJA DOKTORATA ZNANOSTI NA VISOKIM UČILIŠTIMA PREMA SPOLU (NSKO 6)**  
CANDIDATES FOR DOCTORATE – PERSONS IN PROCESS OF OBTAINING DOCTORATE OF SCIENCE AT INSTITUTIONS OF  
HIGHER EDUCATION (ISCED 6), BY SEX

(nastavak)  
(continued)

	2005./2006.			2006./2007.			2007./2008.			
	ukupno Total	muškarci Men	žene Women	ukupno Total	muškarci Men	žene Women	ukupno Total	muškarci Men	žene Women	
Pravni fakultet, Split	-	-	-	6	3	3	-	-	-	Faculty of Law, Split
Pravni fakultet, Zagreb	12	5	7	22	4	18	98	41	57	Faculty of Law, Zagreb
Fakultet političkih znanosti, Zagreb	-	-	-	8	6	2	22	12	10	Faculty of Political Sciences, Zagreb
Učiteljski fakultet, Zagreb	-	-	-	58	10	48	30	4	26	Faculty of Teacher Education, Zagreb
Filozofski fakultet, Osijek	-	-	-	65	12	53	68	11	57	Faculty of Philosophy, Osijek
Filozofski fakultet, Rijeka	-	-	-	9	5	4	14	2	12	Faculty of Philosophy, Rijeka
Filozofski fakultet, Zagreb	226	67	159	51	19	32	397	101	296	Faculty of Humanities and Social Sciences, Zagreb
Hrvatski studiji, Zagreb	23	5	18	-	-	-	118	54	64	Croatian Studies, Zagreb
Sveučilište u Dubrovniku	-	-	-	-	-	-	21	3	18	University of Dubrovnik
Sveučilišni odjeli Sveučilišta u Zadru	32	20	12	28	10	18	30	7	23	University Departments of the University of Zadar
Edukacijsko-rehabilitacijski fakultet, Zagreb	4	1	3	2	-	2	21	4	17	Faculty of Special Education and Rehabilitation, Zagreb
Kineziološki fakultet, Zagreb	22	12	10	57	41	16	57	43	14	Faculty of Kinesiology, Zagreb
Akademija likovnih umjetnosti, Zagreb	-	-	-	-	-	-	23	16	7	Academy of Fine Arts, Zagreb, Zagreb
Katolički bogoslovni fakultet, Zagreb	10	9	1	6	4	2	41	29	12	Catholic Theological Faculty, Zagreb
Filozofski fakultet Družbe Isusove, Zagreb	-	-	-	-	-	-	20	7	13	Faculty of Philosophy of the Society of Jesus, Zagreb, Zagreb
Sveučilišni interdisciplinarni studij Sveučilišta u Osijeku	-	-	-	38	13	25	31	5	26	University Interdisciplinary Study of the University of Osijek
Centar za poslijediplomski studij Sveučilišta u Zagrebu	-	-	-	-	-	-	8	-	8	Center for Postgraduate Studies of the University of Zagreb Zagreb

**27-21. DOKTORANDI – OSOBE U POSTUPKU STJECANJA DOKTORATA ZNANOSTI PREMA ZNANSTVENIM I UMJETNIČKIM PODRUČJIMA I POLJIMA PRIJAVLJENE DOKTORSKE DISERTACIJE<sup>1)</sup> TE SPOLU (NSKO 6)**  
CANDIDATES FOR DOCTORATE – PERSONS IN PROCESS OF OBTAINING DOCTORATE OF SCIENCE (ISCED 6), BY SCIENTIFIC AND  
ARTISTIC FIELD OF DOCTOR'S DISSERTATION<sup>1)</sup> AND SEX

	2005./2006.			2006./2007.			2007./2008.			
	ukupno Total	muškarci Men	žene Women	ukupno Total	muškarci Men	žene Women	ukupno Total	muškarci Men	žene Women	
Ukupno	1 316	701	615	1 766	965	801	3 052	1 503	1 549	Total
Prirodne znanosti	272	122	150	248	95	153	429	165	264	Llfe sciences
Biologija	92	31	61	110	36	74	206	73	133	Biology
Fizika	45	26	19	21	16	5	30	19	11	Physics
Geoznanost	24	14	10	25	8	17	44	21	23	Geological science
Kemija	60	23	37	44	10	34	92	24	68	Chemistry
Matematika	51	28	23	48	25	23	57	28	29	Mathematics
Tehničke znanosti	314	254	60	701	532	169	804	626	178	Engineering
Arhitektura i urbanizam	-	-	-	77	33	44	36	12	24	Architecture and town planning
Brodogradnja	8	8	-	11	9	2	10	9	1	Naval Architecture
Elektrotehnika	110	94	16	214	183	31	267	216	51	Electrical engineering
Geodezija	-	-	-	21	17	4	24	20	4	Geodesy
Građevinarstvo	40	27	13	89	58	31	72	48	24	Civil engineering
Grafička tehnologija	8	3	5	24	12	12	4	3	1	Graphic technology
Kemijско inženjerstvo	-	-	-	2	-	2	17	7	10	Chemical engineering
Metalurgija	-	-	-	8	7	1	9	7	2	Metallurgy
Računarstvo	43	35	8	83	69	14	112	93	19	Computer science
Rudarstvo, nafta i geološko inženjerstvo	-	-	-	29	25	4	22	19	3	Mining, petroleum and geological engineering
Strojarstvo	84	70	14	88	76	12	92	80	12	Mechanical engineering
Tehnologija prometa i transport	15	12	3	37	32	5	122	105	17	Technology of transport and traffic
Temeljne tehničke znanosti	6	5	1	18	11	7	17	7	10	Basic technical sciences

1) Od 2006. Klasifikacija znanstvenih i umjetničkih područja i polja (NN, br. 76/05.)

1) The Classification of Scientific and Artistic Fields (NN, No. 76/05), since 2006

**27-21. DOKTORANDI – OSOBE U POSTUPKU STJECANJA DOKTORATA ZNANOSTI PREMA ZNANSTVENIM I UMJETNIČKIM PODRUČJIMA I POLJIMA PRIJAVLJENE DOKTORSKE DISERTACIJE<sup>(1)</sup> TE SPOLU (NSKO 6)**  
**CANDIDATES FOR DOCTORATE – PERSONS IN PROCESS OF OBTAINING DOCTORATE OF SCIENCE (ISCED 6), BY SCIENTIFIC AND ARTISTIC FIELD OF DOCTOR'S DISSERTATION<sup>(1)</sup> AND SEX**

(nastavak)  
(continued)

	2005./2006.			2006./2007.			2007./2008.			
	ukupno Total	muškarci Men	žene Women	ukupno Total	muškarci Men	žene Women	ukupno Total	muškarci Men	žene Women	
Biomedicina i zdravstvo	256	137	119	377	168	209	472	192	280	Biomedicine and health
Temeljne medicinske znanosti	1	-	1	52	27	25	23	11	12	Basic medical sciences
Kliničke medicinske znanosti	55	29	26	12	7	5	35	11	24	Clinical medicine
Javno zdravstvo i zdravstvena zaštita	-	-	-	-	-	-	1	-	1	Public health and health care
Medicina	147	78	69	293	124	169	278	119	159	Medicine
Veterinarska medicina	44	25	19	-	-	-	47	22	25	Veterinary medicine
Stomatologija	9	5	4	20	10	10	54	24	30	Dental medicine
Farmacija	-	-	-	-	-	-	34	5	29	Pharmacy
Biotehničke znanosti	84	41	43	45	19	26	192	87	105	Biotechnical sciences
Poljoprivreda	40	29	11	19	11	8	100	60	40	Agronomy
Šumarstvo	-	-	-	5	5	-	13	9	4	Forestry
Drvena tehnologija	-	-	-	4	1	3	-	-	-	Wood technology
Biotehnologija	2	1	1	-	-	-	19	3	16	Biotechnology
Prehrambena tehnologija	42	11	31	17	2	15	60	15	45	Food technology
Društvene znanosti	121	55	66	200	89	111	529	228	301	Social sciences
Ekonomija	49	23	26	43	24	19	110	63	47	Economics
Pravo	13	5	8	11	4	7	98	40	58	Law
Politologija	-	-	-	8	6	2	22	12	10	Political science
Informacijske znanosti	16	6	10	1	-	1	58	31	27	Informatics
Sociologija	9	6	3	-	-	-	46	18	28	Sociology
Psihologija	5	1	4	-	-	-	42	3	39	Psychology
Odgojne znanosti (pedagogija i defektologija)	26	13	13	117	52	65	150	60	90	Education (pedagogy and special education)
Socijalna geografija i demografija	-	-	-	1	-	1	1	-	1	Social geography and demography
Socijalna djelatnost	3	1	2	19	3	16	2	1	1	Social work
Humanističke znanosti	260	87	173	157	49	108	473	150	323	Humanities
Filozofija	23	12	11	15	5	10	40	22	18	Philosophy
Teologija	9	8	1	6	4	2	48	31	17	Theology
Filologija	187	45	142	101	21	80	251	44	207	Linguistics
Povijest	8	7	1	13	6	7	101	45	56	History
Povijest umjetnosti	8	2	6	3	1	2	6	-	6	History of arts
Znanost o umjetnosti	1	-	1	-	-	-	3	1	2	Science of arts
Arheologija	20	12	8	19	12	7	22	6	16	Archaeology
Etnologija i antropologija	4	1	3	-	-	-	2	1	1	Ethnology and anthropology
Umjetničko područje	-	-	-	-	-	-	23	16	7	Artistic field
Likovne umjetnosti	-	-	-	-	-	-	23	16	7	Fine arts
Interdisciplinarno područje	9	5	4	38	13	25	130	39	91	Interdisciplinary
Zaštita prirode i okoliša	9	5	4	-	-	-	7	2	5	Environmental protection
Ekoinženjerstvo	-	-	-	38	13	25	18	11	7	Ecoengineering
Molekularne bioznanosti	-	-	-	-	-	-	23	3	20	Molecular bioscience
Inteligentno elektroničko poslovanje	-	-	-	-	-	-	1	-	1	E-business intelligence
Kroatologija	-	-	-	-	-	-	37	8	29	Croatology
Jezik i kognitivna neuroznanost	-	-	-	-	-	-	8	-	8	Language and cognitive neuroscience
Književnost, kultura, izvedbene umjetnosti i film	-	-	-	-	-	-	36	15	21	Literature, culture, performing arts and film

27-22. DOKTORI ZNANOSTI NA VISOKIM UČILIŠTIMA PREMA SPOLU (NSKO 6)  
DOCTORS OF SCIENCE AT INSTITUTIONS OF HIGHER EDUCATION (ISCED 6), BY SEX

	2004.		2005.		2006.		2007.		2008.		
	ukupno Total	žene Women	ukupno Total	žene Women	ukupno Total	žene Women	ukupno Total	žene Women	ukupno Total	žene Women	
Ukupno	357	150	385	174	439	213	466	243	494	247	Total
Prirodoslovno-matematički fakultet – Matematički odjel, Zagreb	12	4	7	5	9	5	8	2	10	6	Faculty of Science, Department of Mathematics, Zagreb
Prirodoslovno-matematički fakultet, Zagreb	46	24	68	48	71	41	88	55	81	48	Faculty of Science, Zagreb
Arhitektonski fakultet, Zagreb	-	-	1	1	1	1	6	3	3	1	Faculty of Architecture, Zagreb
Građevinski fakultet, Osijek	3	2	2	-	-	-	-	-	-	-	Faculty of Civil Engineering, Osijek
Građevinski fakultet, Zagreb	9	4	10	4	2	1	2	2	3	2	Faculty of Civil Engineering, Zagreb
Građevinsko-arhitektonski fakultet, Split	3	-	2	-	3	2	1	-	1	1	Faculty of Civil Engineering and Architecture, Split
Geodetski fakultet, Zagreb	-	-	-	-	3	2	2	1	1	-	Faculty of Geodesy, Zagreb
Grafički fakultet, Zagreb	1	1	1	1	1	-	5	3	4	2	Faculty of Graphic Arts, Zagreb
Strojarski fakultet, Slavonski Brod	-	-	2	1	1	-	-	-	1	-	Faculty of Mechanical Engineering, Slavonski Brod
Fakultet strojarstva i brodogradnje, Zagreb	12	3	10	-	10	1	10	1	11	-	Faculty of Mechanical Engineering and Naval Architecture, Zagreb
Tehnički fakultet, Rijeka	2	-	3	-	5	-	4	-	3	1	Faculty of Engineering, Rijeka
Fakultet elektrotehnike, strojarstva i brodogradnje, Split	3	-	4	1	3	1	4	1	4	-	Faculty of Electrical Engineering, Mechanical Engineering and Naval Architecture, Split
Elektrotehnički fakultet, Osijek	-	-	-	-	1	-	1	-	3	-	Faculty of Electrical Engineering, Osijek
Fakultet elektrotehnike i računarstva, Zagreb	36	3	26	4	14	3	21	4	22	-	Faculty of Electrical Engineering and Computing, Zagreb
Fakultet prometnih znanosti, Zagreb	10	2	5	-	4	-	8	4	5	1	Faculty of Transport and Traffic Engineering, Zagreb
Rudarsko-geološko-naftni fakultet, Zagreb	3	-	4	1	1	-	7	3	7	2	Faculty of Mining, Geology and Petroleum Engineering, Zagreb
Fakultet kemijskog inženjerstva i tehnologije, Zagreb	10	5	9	7	10	9	9	8	1	1	Faculty of Chemical Engineering and Technology, Zagreb
Kemijsko-tehnološki fakultet, Split	2	-	1	1	1	1	5	3	2	-	Faculty of Chemistry and Technology, Split
Tekstilno-tehnološki fakultet, Zagreb	2	1	-	-	3	3	2	2	3	3	Faculty of Textile Technology, Zagreb
Pomorski fakultet, Rijeka	1	1	2	1	4	-	-	-	5	1	Faculty of Maritime Studies, Rijeka
Medicinski fakultet, Osijek	4	-	12	2	10	5	16	7	10	5	Faculty of Medicine, Osijek
Medicinski fakultet, Rijeka	13	5	17	8	18	6	14	8	10	7	Faculty of Medicine, Rijeka
Medicinski fakultet, Split	1	-	7	2	7	3	10	3	9	6	Faculty of Medicine, Split
Medicinski fakultet, Zagreb	41	20	33	18	38	17	37	19	53	24	Faculty of Medicine, Zagreb
Stomatološki fakultet, Zagreb	15	6	5	1	4	1	5	3	15	7	Faculty of Dental Medicine, Zagreb
Farmaceutsko-biokemijski fakultet, Zagreb	6	5	4	3	7	5	11	8	4	4	Faculty of Pharmacy and Biochemistry, Zagreb
Veterinarski fakultet, Zagreb	12	8	10	2	22	12	13	5	23	9	Faculty of Veterinary Medicine, Zagreb
Prehrambeno-tehnološki fakultet, Osijek	1	-	2	2	2	-	3	2	3	2	Faculties of Food Technology, Osijek
Prehrambeno-biotehnološki fakultet, Zagreb	4	3	10	8	10	8	10	7	14	10	Faculties of Food Technology and Biotechnology, Zagreb
Pojoprivredni fakultet, Osijek	5	2	5	2	5	2	4	2	8	4	Faculty of Agriculture, Osijek
Agronomski fakultet, Zagreb	12	7	11	5	12	6	10	4	5	1	Faculty of Agriculture, Zagreb
Šumarski fakultet, Zagreb	2	1	9	-	10	1	5	1	4	-	Faculty of Forestry, Zagreb
Ekonomski fakultet, Osijek	2	-	4	2	6	3	5	3	7	3	Faculty of Economics, Osijek
Ekonomski fakultet, Rijeka	-	-	1	1	3	1	3	-	5	3	Faculty of Economics, Rijeka
Ekonomski fakultet, Split	1	1	3	1	1	-	1	1	3	1	Faculty of Economics, Split
Ekonomski fakultet, Zagreb	6	4	12	8	19	13	13	8	10	4	Faculty of Economics, Zagreb
Sveučilišni odjel ekonomije i turizma Sveučilišta u Puli <sup>1)</sup>	-	-	1	-	2	1	1	-	2	1	University Department of Economics and Tourism at the University of Pula <sup>1)</sup>
Fakultet za menadžment u ugostiteljstvu i turizmu, Opatija	-	-	-	-	1	1	4	3	2	2	Faculty of Tourism and Hospitality Management, Opatija
Fakultet organizacije i informatike, Varaždin	2	-	3	-	1	1	4	3	3	1	Faculty of Organisation and Informatics, Varaždin
Pravni fakultet, Osijek	2	2	-	-	2	1	2	1	-	-	Faculty of Law, Osijek
Pravni fakultet, Rijeka	-	-	-	-	3	2	2	1	1	1	Faculty of Law, Rijeka
Pravni fakultet, Split	1	-	2	1	1	-	1	1	3	3	Faculty of Law, Split
Pravni fakultet, Zagreb	3	1	10	7	9	5	5	2	10	5	Faculty of Law, Zagreb
Fakultet političkih znanosti, Zagreb	4	1	1	-	4	2	6	-	7	2	Faculty of Political Sciences, Zagreb
Filozofski fakultet, Rijeka	3	1	3	2	6	4	7	5	1	1	Faculty of Philosophy, Rijeka
Filozofski fakultet, Zagreb	51	30	46	21	72	37	62	40	95	64	Faculty of Humanities and Social Sciences, Zagreb
Hrvatski studiji, Zagreb	-	-	1	-	-	-	-	-	-	-	Croatian Studies, Zagreb
Sveučilišni odjeli Sveučilišta u Zadru	4	1	6	-	7	3	13	7	7	2	University Department of the University of Zadar
Edukacijsko-rehabilitacijski fakultet, Zagreb	3	2	1	1	1	1	4	3	6	5	Faculty of Special Education and Rehabilitation, Zagreb
Kineziološki fakultet, Zagreb	1	-	3	1	5	1	10	3	1	-	Faculty of Kinesiology, Zagreb
Katolički bogoslovni fakultet, Zagreb	-	-	-	-	2	-	-	-	1	-	Catholic Theological Faculty, Zagreb
Filozofski fakultet Družbe Isusove, Zagreb	3	-	4	1	2	1	1	1	2	1	Faculty of Philosophy of the Society of Jesus, Zagreb

1) Do 2007. Fakultet ekonomije i turizma, Pula

1) Faculty of Economics and Tourism, Pula, until 2007



27-23. DOKTORI ZNANOSTI PREMA ZNANSTVENIM I UMJETNIČKIM PODRUČJIMA I POLJIMA DOKTORSKE DISERTACIJE<sup>1)</sup> TE SPOLU (NSKO 6)  
DOCTORS OF SCIENCE (ISCED 6), BY SCIENTIFIC AND ARTISTIC FIELD OF DOCTOR'S DISSERTATION<sup>1)</sup> AND SEX

	2004.		2005.		2006.		2007.		2008.		
	ukupno Total	žene Women	ukupno Total	žene Women	ukupno Total	žene Women	ukupno Total	žene Women	ukupno Total	žene Women	
Ukupno	357	150	385	174	439	213	466	243	494	247	Total
Prirodne znanosti	62	29	83	60	82	48	105	66	91	52	Life sciences
Biologija	14	11	34	26	42	25	43	30	37	26	Biology
Fizika	13	2	11	6	10	4	8	3	19	9	Physics
Geoznanost	5	3	12	7	6	2	8	4	10	3	Geological science
Kemija	18	9	19	16	15	12	38	27	15	8	Chemistry
Matematika	12	4	7	5	9	5	8	2	10	6	Mathematics
Tehničke znanosti	91	19	74	15	65	22	80	27	76	15	Engineering
Arhitektura i urbanizam	-	-	1	1	1	1	6	3	3	1	Architecture and town planning
Brodogradnja	1	-	1	-	2	-	2	-	2	-	Naval Architecture
Elektrotehnika	31	3	24	5	13	2	23	4	22	-	Electrical engineering
Geodezija	-	-	-	-	3	2	2	1	1	-	Geodesy
Građevinarstvo	15	6	14	4	5	3	3	2	3	2	Civil engineering
Grafička tehnologija	1	1	1	1	1	-	5	3	4	2	Graphic technology
Kemijsko inženjerstvo	6	2	3	2	9	8	7	4	2	-	Chemical engineering
Metalurgija	-	-	-	-	-	-	1	-	-	-	Metalurgy
Računalstvo	6	-	6	-	3	1	3	1	6	-	Computer science
Rudarstvo, nafta i geološko inženjerstvo	3	-	3	-	1	-	6	2	4	2	Mining, petroleum and geological engineering
Strojarstvo	15	3	14	1	13	2	8	1	13	1	Mechanical engineering
Tehnologija prometa i transport	11	3	7	1	8	-	8	4	10	2	Technology of transport and traffic
Tekstilna tehnologija	2	1	-	-	3	3	2	2	3	3	Textile engineering
Temeljne tehničke znanosti	-	-	-	-	3	-	4	-	3	2	Basic technical sciences
Biomedicina i zdravstvo	94	46	88	36	106	49	105	52	124	62	Biomedicine and health
Temeljne medicinske znanosti	10	4	13	7	10	5	11	7	14	11	Basic medical sciences
Kliničke medicinske znanosti	54	27	51	18	53	21	56	23	65	27	Clinical medicine
Javno zdravstvo i zdravstvena zaštita	4	1	5	4	7	5	10	7	6	4	Public health and health care
Veterinarska medicina	12	8	10	2	22	12	13	5	23	9	Veterinary medicine
Stomatologija	8	1	5	2	7	1	4	2	12	7	Dental medicine
Farmacija	6	5	4	3	7	5	10	7	4	4	Pharmacy
Druge grane kliničke medicine	-	-	-	-	-	-	1	1	-	-	Other branches of clinical medicine
Biotehničke znanosti	24	13	37	17	39	17	32	16	34	17	Biotechnical sciences
Poljoprivreda	16	9	16	7	17	8	14	6	13	5	Agronomy
Šumarstvo	3	1	9	-	7	1	5	1	2	-	Forestry
Drvena tehnologija	-	-	-	-	3	-	-	-	2	-	Wood technology
Biotehnologija	-	-	4	3	4	2	7	5	9	6	Biotechnology
Prehrambena tehnologija	5	3	8	7	8	6	6	4	8	6	Food technology
Društvene znanosti	37	18	48	22	79	43	80	41	97	49	Social sciences
Ekonomija	9	5	22	12	32	19	27	15	29	14	Economics
Pravo	5	2	13	7	15	8	10	5	12	8	Law
Politologija	4	1	1	-	5	3	6	-	7	2	Political science
Informacijske znanosti	6	3	3	-	12	5	14	10	15	4	Informatics
Sociologija	2	2	1	-	3	-	-	-	5	2	Sociology
Psihologija	2	1	1	-	2	2	3	1	11	8	Psychology
Odgovorne znanosti (pedagogija i defektologija)	8	3	6	2	10	6	20	10	12	8	Education (pedagogy and special education)
Demografija	-	-	-	-	-	-	-	-	4	2	Demography
Socijalna djelatnost	1	1	1	1	-	-	-	-	2	1	Social work
Humanističke znanosti	49	25	55	24	68	34	64	41	72	52	Humanities
Filozofija	6	-	2	1	4	1	3	2	11	7	Philosophy
Teologija	1	-	-	-	2	-	-	-	2	-	Theology
Filologija	23	15	26	16	38	25	43	29	47	40	Linguistics
Povijest	9	6	16	4	14	3	7	3	4	-	History
Povijest umjetnosti	1	-	3	1	2	1	8	4	3	2	History of arts
Znanost o umjetnosti	-	-	3	-	1	-	1	1	-	-	Science of arts
Arheologija	4	1	4	1	4	1	1	1	4	2	Archaeology
Etnologija i antropologija	5	3	1	1	3	3	1	1	1	1	Ethnology and anthropology

1) Od 2006. Klasifikacija znanstvenih i umjetničkih područja i polja (NN, br. 76/05.)

1) The Classification of Scientific and Artistic Fields (NN, No. 76/05), since 2006

**27-24. DJEČJI VRTIĆI I DRUGE PRAVNE OSOBE KOJE OSTVARUJU PROGRAME PREDŠKOLSKOG ODGOJA, DJECA I ZAPOSLENI (NSKO 0)**  
KINDERGARTENS AND OTHER LEGAL ENTITIES IMPLEMENTING PRE-SCHOOL EDUCATION PROGRAMMES, CHILDREN AND PERSONS IN EMPLOYMENT (ISCED 0)

	Dječji vrtići i druge pravne osobe Kindergartens and other Legal entities				Djeca Children			Zaposleni Persons in employment		
	ukupno Total	državni State	privatni Private	vjerski Religious	ukupno Total	dječaci Boys	djevojčice Girls	ukupno Total	muškarci Men	žene Women
1999./2000.	1 034	910	72	52	86 755	45 453	41 302	11 584	478	11 106
2000./2001.	1 036	911	74	51	86 202	45 132	41 070	11 531	465	11 066
2001./2002.	1 051	918	81	52	87 592	46 118	41 474	11 855	451	11 404
2002./2003.	1 067	920	93	54	89 107	46 390	42 717	12 120	451	11 669
2003./2004.	1 067	914	97	56	89 212	46 464	42 748	12 495	464	12 031
2004./2005.	1 190	990	146	54	104 987	54 378	50 609	12 768	470	12 298
2005./2006.	1 205	1 004	150	51	106 111	55 063	51 048	13 137	484	12 653
2006./2007.	1 244	1 030	162	52	109 508	57 209	52 299	13 657	508	13 149
2007./2008.	1 288	1 046	190	52	113 615	59 449	54 166	14 438	569	13 869
2008./2009.	1 325	1 057	218	50	116 382	60 885	55 497	15 237	605	14 632

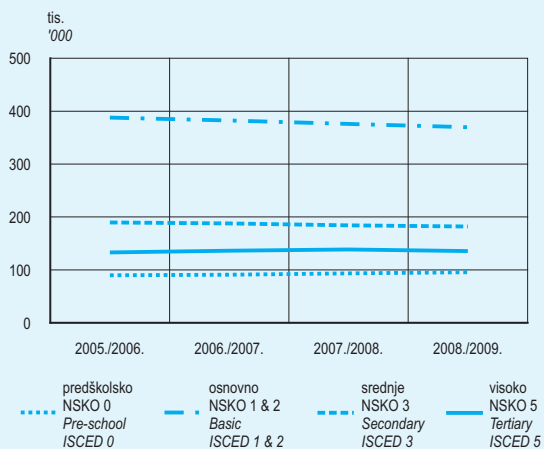
**27-25. DJEČJI VRTIĆI I DRUGE PRAVNE OSOBE KOJE OSTVARUJU PROGRAME PREDŠKOLSKOG ODGOJA, POČETAK PEDAGOŠKE GODINE 2008./2009.**  
KINDERGARTENS AND OTHER LEGAL ENTITIES IMPLEMENTING PRE-SCHOOL EDUCATION PROGRAMMES, BEGINNING OF 2008/2009 SCHOOL YEAR

	Dječji vrtići i druge pravne osobe Kindergartens and other Legal entities	Djeca Children			Djeca koja dnevno borave, sati Children's daily stay, hours			Zaposleni Persons in employment			
		ukupno Total	dječaci Boys	djevojčice Girls	manje od 5 Up to 5	od 5 do 8 5 - 8	8 i dulje 8 and longer	ukupno Total	muškarci Men	žene Women	
Ukupno	1 325	116 382	60 885	55 497	15 163	19 072	82 147	15 237	605	14 632	Total
Državni	1 057	100 886	52 757	48 129	13 310	15 876	71 700	13 260	541	12 719	State
Privatni	218	12 499	6 571	5 928	1 749	2 711	8 039	1 567	57	1 510	Private
Vjerskih zajednica	50	2 997	1 557	1 440	104	485	2 408	410	7	403	Managed by religious communities

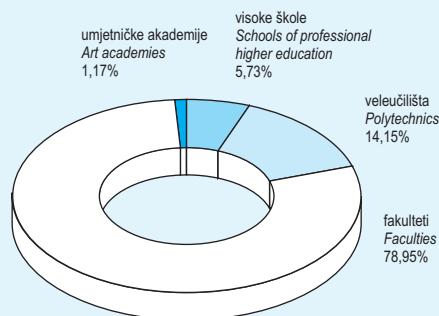
**27-26. UČENIČKI I STUDENTSKI DOMOVI**  
BOARDING HOMES FOR PUPILS AND STUDENTS

		2004./2005.	2005./2006.	2006./2007.	2007./2008.	2008./2009.		
ustanove		49	49	51	51	51	Institutions	
ukupno korisnici		7 572	7 650	7 796	7 660	7 779	Total users	Pupils' boarding homes
Učenički domovi	muškarci	3 819	3 841	3 992	3 900	4 014	Men	
	žene	3 753	3 809	3 804	3 760	3 765	Women	
	odgojitelji	336	322	329	326		Educators	
ustanove		12	14	11	11	14	Institutions	
ukupno korisnici		9 195	9 820	9 576	9 787	9 791	Total users	Students' boarding homes
Studentski domovi	muškarci	3 581	3 827	3 782	3 815	4 183	Men	
	žene	5 614	5 993	5 794	5 972	5 608	Women	

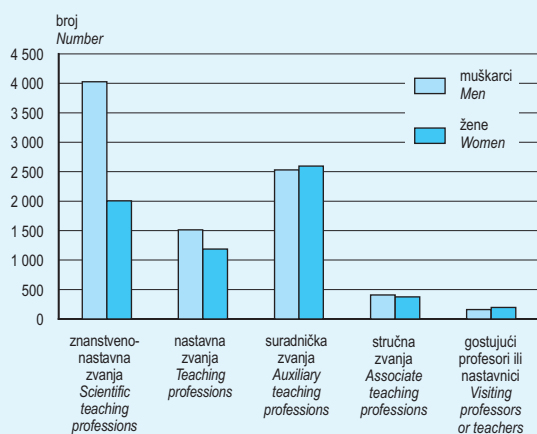
**G 27-1. UPISANA DJECA, UČENICI I STUDENTI PREMA RAZINAMA OBRAZOVANJA OD ŠK. G. 2005./2006. DO 2008./2009.**  
CHILDREN, PUPILS AND STUDENTS ENROLLED, BY LEVEL OF EDUCATION, 2005/2006 – 2008/2009 SCHOOL YEARS



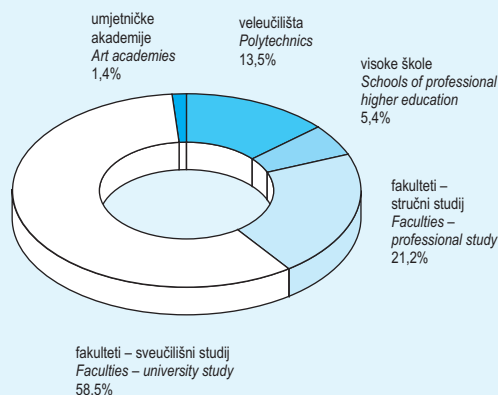
**G 27-2. UPISANI STUDENTI NA VISOKIM UČILIŠTIMA U AK. G. 2008./2009.**  
STUDENTS ENROLLED ON INSTITUTIONS OF HIGHER EDUCATION, 2008/2009 ACADEMIC YEAR



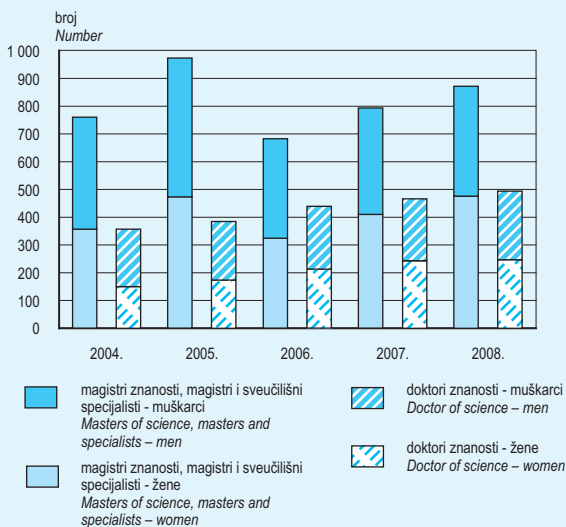
**G 27-3. NASTAVNICI I SURADNICI U NASTAVI NA VISOKIM UČILIŠTIMA PREMA SPOLU I ZVANJU U AK. G. 2008./2009.**  
ACADEMIC STAFF AT INSTITUTIONS OF HIGHER EDUCATION, BY SEX AND PROFESSION, 2008/2009 ACADEMIC YEAR



**G 27-4. STUDENTI DODIPLOMSKOG STUDIJA KOJI SU DIPLOMIRALI NA VISOKIM UČILIŠTIMA PREMA VRSTAMA VISOKIH UČILIŠTA U 2008.**  
UNDERGRADUATED STUDENTS WHO GRADUATED FROM INSTITUTIONS OF HIGHER EDUCATION, BY TYPE OF INSTITUTION, 2008



**G 27-5. MAGISTRI ZNANOSTI, MAGISTRI I SVEUČILIŠNI SPECIJALISTI TE DOKTORI ZNANOSTI OD 2004. DO 2008.**  
MASTERS OF SCIENCE, MASTERS AND UNIVERSITY SPECIALISTS AND DOCTORS OF SCIENCE, 2004 – 2008



**G 27-6. DJECA OBUHVAĆENA PROGRAMIMA PREDŠKOLSKOG ODGOJA PREMA DOBI, POČETAK PED. G. 2008./2009.**  
NUMBER OF CHILDREN COVERED BY PRE-SCHOOL EDUCATION PROGRAMMES BY AGE, BEGINNING OF 2008/2009 SCHOOL YEAR

