



DRŽAVNI ZAVOD ZA STATISTIKU  
REPUBLIKE HRVATSKE  
CROATIAN BUREAU OF STATISTICS

*Visoko obrazovanje  
u 2009.  
Higher Education, 2009*

**1415**

*Statistička izvješća  
Statistical Reports*

ZAGREB, 2010. ISSN 1331-7784

Izdaje i tiska Državni zavod za statistiku Republike Hrvatske, Zagreb, Ilica 3, p. p. 80.  
*Published and printed by the Croatian Bureau of Statistics, Zagreb, Ilica 3, P. O. B. 80*

Telefon/ Phone: +385 (0) 1 4806-111

Telefaks/ Fax: +385 (0) 1 4817-666

Elektronička pošta/ E-mail: ured@dzs.hr

Internetske stranice/ Web site: <http://www.dzs.hr>

Odgovara ravnatelj dr. sc. Ivan Kovač.  
*Person responsible: Dr. Ivan Kovač, Ph.D., Director General*

Priredile:  
*Prepared by:* Suzana Stubičan Čelić, Željka Zwirn Periš, Marija Pirš

Redaktorice:  
*Sub-editors:* Dubravka Rogić-Hadžalić, Željka Zwirn Periš

Urednica:  
*Editor-in-Chief:* Ljiljana Ostroški

Lektorica za hrvatski jezik:  
*Language Editor for the Croatian Language:* Anđa Matić

Prevoditeljica i lektorica za engleski jezik:  
*Translator and Language Editor for the English Language:* Gordana Štampar

Tehnička urednica:  
*Technical Editor:* Ankica Bajzek

Statistička izvješća  
*Statistical Reports* ISSN 1332-0297

**MOLIMO KORISNIKE DA PRI KORIŠTENJU PODATAKA NAVEDU IZVOR.**  
*USERS ARE KINDLY REQUESTED TO STATE THE SOURCE*

Tiskano u 140 primjeraka.  
*Printed in 140 copies*

Obavijesti daje Odjel informacija.  
*Information is available at the Information Department.*

Telefon/ Phone: +385 (0) 1 4806-138, 4806-154, 4811-212  
Pretplata publikacija/ *Subscription:* +385 (0) 1 4814-791  
Telefaks/ Fax: +385 (0) 1 4806-148, 4806-199  
Elektronička pošta/ E-mail: [stat.info@dzs.hr](mailto:stat.info@dzs.hr)

## SADRŽAJ CONTENTS

UVOD INTRODUCTION .....	7
KRATICE I ZNAKOVI ABBREVIATIONS AND SYMBOLS .....	8
METODOLOŠKA OBJAŠNENJA NOTES ON METHODOLOGY .....	9
G-1. Studenti koji su diplomirali na visokim učilištima prema godinama života i spolu u 2009. <i>Students who graduated from institutions of higher education, by age and sex, 2009</i> .....	13
G-2. Magistri znanosti, magistri i sveučilišni specijalisti prema godinama života i spolu u 2009. <i>Masters of science, masters and specialists, by age and sex, 2009</i> .....	14
G-3. Doktori znanosti prema godinama života i spolu u 2009. <i>Doctors of science, by age and sex, 2009</i> .....	15
G-4. Nastavnici i suradnici u nastavi prema zvanju i spolu u akademskoj godini 2009./2010. <i>Academic staff, by university titles and sex, 2009/2010 academic year</i> .....	16
1. STUDENTI KOJI SU DIPLOMIRALI NA STRUČNOM I SVEUČILIŠNOM STUDIJU STUDENTS WHO GRADUATED FROM PROFESSIONAL AND UNIVERSITY STUDY .....	17
1.1. Studenti koji su diplomirali prema nazivu i mjestu visokog učilišta te načinu studiranja od 2005. do 2009. <i>Students who graduated, by name and location of institution of higher education and mode of study, 2005 – 2009</i> .....	17
G-5. Studenti koji su diplomirali prema skupinama visokih učilišta i spolu u 2009. <i>Students who graduated, by groups of institutions of higher education and sex, 2009</i> .....	22
1.2. Studenti koji su diplomirali prema nazivu i mjestu visokog učilišta te načinu studiranja i spolu u 2009. <i>Students who graduated, by name and location of institution of higher education, mode of study and sex, 2009</i> .....	23
1.3. Studenti koji su diplomirali prema sveučilištima, vrstama visokih učilišta, nazivu visokog učilišta te načinu studiranja i spolu u 2009. <i>Students who graduated, by universities, types of institutions of higher education, name of institution of higher education, mode of study and sex, 2009</i> .....	28
1.4. Studenti koji su diplomirali prema skupinama visokih učilišta, načinu studiranja, spolu te godinama provedenima na studiju od upisa do diplomiranja u 2009. <i>Students who graduated, by groups of institutions of higher education, mode of study, sex and years of studying from enrolment to graduation, 2009</i> .....	34
1.5. Studenti koji su diplomirali prema skupinama visokih učilišta, vrsti studija i spolu u 2009. <i>Students who graduated, by groups of institutions of higher education, type of study and sex, 2009</i> .....	36
1.6. Studenti koji su diplomirali prema skupinama visokih učilišta, vrsti studija, načinu studiranja i spolu u 2009. <i>Students who graduated, by groups of institutions of higher education, mode of study and sex, 2009</i> .....	37
1.7. Studenti koji su diplomirali prema županiji i gradu/općini prebivališta, skupinama visokih učilišta te načinu studiranja i spolu u 2009. <i>Students who graduated, by county and city/municipality of residence, groups of institutions of higher education, mode of study and sex, 2009</i> .....	39
2. MAGISTRI ZNANOSTI, MAGISTRI I SVEUČILIŠNI SPECIJALISTI MASTERS OF SCIENCE, MASTERS AND UNIVERSITY SPECIALISTS .....	50
2.1. Magistri znanosti, magistri i sveučilišni specijalisti prema znanstvenom i umjetničkom području i polju magistarskog/specijalističkog rada te spolu od 2005. do 2009. <i>Masters of science, masters and university specialists, by scientific and artistic fields of their master's/specialist theses and sex, 2005 – 2009</i> .....	50
2.2. Magistri znanosti, magistri i sveučilišni specijalisti prema nazivu visokog učilišta na kojem su stekli akademski stupanj/naziv i spolu od 2005. do 2009. <i>Masters of science, masters and university specialists, by name of institution of higher education at which they obtained academic degree/title and by sex, 2005 – 2009</i> .....	52
2.3. Magistri znanosti, magistri i sveučilišni specijalisti prema sveučilištu, nazivu i mjestu visokog učilišta na kojem su stekli akademski stupanj/naziv te prema znanstvenom i umjetničkom području magistarskog/specijalističkog rada i spolu u 2009. <i>Masters of science, masters and university specialists, by university, name and place of institution of higher education at which they obtained their degrees/titles, by scientific and artistic filed of their master's/specialist theses and by sex, 2009</i> .....	54

2.4.	Magistri znanosti, magistri i sveučilišni specijalisti prema znanstvenom i umjetničkom području magistarskog/specijalističkog rada, godinama života i spolu u 2009. <i>Masters of science, masters and university specialists, by scientific and artistic field of their master's/specialist theses, age and sex, 2009</i> .....	56
G-6.	Magistri znanosti, magistri i sveučilišni specijalisti prema znanstvenom i umjetničkom području magistarskog/specijalističkog rada te spolu u 2009. <i>Masters of science, masters and university specialists, by scientific and artistic field of master's/specialist theses and sex, 2009</i> .....	56
2.5.	Magistri znanosti, magistri i sveučilišni specijalisti prema djelatnosti u kojoj obavljaju zanimanje, načinu plaćanja posla jediplomskog studija i spolu u 2009. <i>Masters of science, masters and university specialists, by activity of employment, by way of paying for postgraduate study and by sex, 2009</i> .....	57
2.6.	Magistri znanosti, magistri i sveučilišni specijalisti prema sveučilištu na kojem su stekli akademski stupanj/naziv, državi u kojoj su diplomirali te spolu u 2009. <i>Masters of science, masters and university specialists, by university at which they obtained their academic degrees/titles, by country in which they graduated and by sex, 2009</i> .....	57
2.7.	Magistri znanosti, magistri i sveučilišni specijalisti prema županiji, gradu/općini stalnog prebivališta i spolu u 2009. <i>Masters of science, masters and university specialists, by county, city/municipality of permanent residence and by sex, 2009</i> .....	58
3.	<b>DOKTORI ZNANOSTI</b> <b>DOCTORS OF SCIENCE</b> .....	62
3.1.	Doktori znanosti prema znanstvenom području i polju doktorske disertacije te spolu od 2005. do 2009. <i>Doctors of science, by scientific field of their doctor's dissertation and by sex, 2005 – 2009</i> .....	62
3.2.	Doktori znanosti prema nazivu i mjestu visokog učilišta na kojem su stekli akademski stupanj i spolu od 2005. do 2009. <i>Doctors of science, by name and place of institution of higher education at which they obtained doctor's degree and by sex, 2005 – 2009</i> .....	64
3.3.	Doktori znanosti prema sveučilištu, nazivu i mjestu visokog učilišta na kojem su stekli akademski stupanj te znanstvenom području doktorske disertacije i spolu u 2009. <i>Doctors of science, by university, name and place of institution of higher education at which they obtained doctoral degree, by scientific field of doctoral dissertation and by sex, 2009</i> .....	66
3.4.	Doktori znanosti prema znanstvenom području doktorske disertacije, godinama života i spolu u 2009. <i>Doctors of science, by scientific field of doctoral dissertation, by age and by sex, 2009</i> .....	69
G-7.	Doktori znanosti prema znanstvenom području doktorske disertacije i spolu u 2009. <i>Doctors of science, by scientific field of doctoral dissertation and by sex, 2009</i> .....	69
3.5.	Doktori znanosti prema djelatnosti u kojoj obavljaju zanimanje, načinu plaćanja stjecanja doktorata i spolu u 2009. <i>Doctors of science, by activity of employment, by way of paying for postgraduate doctoral study and by sex, 2009</i> .....	70
3.6.	Doktori znanosti prema sveučilištu, postignutom magisteriju i državi u kojoj su magistrirali te spolu u 2009. <i>Doctors of science, by university, obtained master's degree and country of obtaining master's degree and by sex, 2009</i> .....	70
3.7.	Doktori znanosti prema županiji, gradu/općini stalnog prebivališta i spolu u 2009. <i>Doctors of science, by county, city/municipality of permanent residence and by sex, 2009</i> .....	71
4.	<b>NASTAVNICI I SURADNICI</b> <b>ACADEMIC STAFF</b> .....	74
4.1.	Nastavnici i suradnici u nastavi prema akademskom nazivu i stupnju, spolu i vrsti ugovora u akademskoj godini 2009./2010. <i>Academic staff, by academic title and degree, by sex and type of contract, 2009/2010 academic year</i> .....	74
4.2.	Nastavnici i suradnici u nastavi prema zvanju, vrsti zaposlenosti/angažiranosti i spolu u akademskoj godini 2009./2010. <i>Academic staff, by university titles, type of employment/engagement and by sex, 2009/2010 academic year</i> .....	74
G-8.	Nastavnici i suradnici u nastavi prema zvanju, zaposleni na temelju ugovora o radu i angažirani na temelju ugovora o djelu u akademskoj godini 2009./2010. <i>Academic staff, by university titles, working on employment contract and contractual agreement bases, 2009/2010 academic year</i> .....	75
4.3.	Nastavnici i suradnici u nastavi zaposleni na temelju ugovora o radu, vrsti radnog vremena i spolu, prema sveučilištima i vrstama visokih učilišta u akademskoj godini 2009./2010. <i>Academic staff working on employment contract, by type of working hours and sex, by universities and institutions of higher education, 2009/2010 academic year</i> .....	76

4.4.	Nastavnici i suradnici u nastavi angažirani na temelju ugovora o djelu, vrsti angažiranosti i spolu, prema sveučilištima i vrstama visokih učilišta u akademskoj godini 2009./2010. <i>Academic staff working on contractual agreement basis, by type of engagement and by sex, by universities and types of institutions of higher education, 2009/2010 academic year</i> .....	77
4.5.	Nastavnici i suradnici u nastavi prema zvanju, akademskom nazivu i stupnju, vrsti radnog vremena i spolu u akademskoj godini 2009./2010. <i>Academic staff, by university titles, academic degree/title, by type of working hours and by sex, 2009/2010 academic year</i> .....	78
4.6.	Nastavnici i suradnici u nastavi prema skupinama, nazivu i mjestu visokog učilišta, zvanju i akademskom nazivu i stupnju u akademskoj godini 2009./2010. <i>Academic staff, by groups, name and location of institutions of higher education, by university titles and academic degree/title, 2009/2010 academic year</i> .....	80
4.7.	Nastavnici i suradnici u nastavi visokih učilišta prema statusu ustanove, vrsti radnog vremena, spolu i zvanju u akademskoj godini 2009./2010. <i>Academic staff, by status of institutions of higher education, by working hours, sex and university titles, 2009/2010 academic year</i> .....	94
4.8.	Nastavnici i suradnici u nastavi visokih učilišta prema spolu i dobnim skupinama u akademskoj godini 2009./2010. <i>Academic staff, by sex and age groups, 2009/2010 academic year</i> .....	99

IZDANE PUBLIKACIJE IZ STATISTIKE VIŠEG I VISOKOG OBRAZOVANJA <i>PUBLISHED PUBLICATIONS ON HIGHER EDUCATION</i> .....	100
---	-----



## UVOD

Statistička izvješća Državnog zavoda za statistiku publikacije su s opširnima podacima iz različitih područja statističkih istraživanja, a svako sadrži cjelovit pregled podataka jednoga statističkog istraživanja ili više njih.

Serijska Statistička izvješća nastavak je, pod novim nazivom od 1997., serije Dokumentacije, koja se redovito objavljuje od 1965., a prije toga povremeno, i to kao Bilteni, Publikacije i Saopćenja.

Statistička izvješća Visoko obrazovanje redovito se objavljuju svake godine. Podaci iz djelatnosti visokog obrazovanja prikupljaju se od visokih učilišta.

Podaci iz statistike visokog obrazovanja objavljuju se još u Priopćenjima, Statističkim informacijama, Mjesečnome statističkom izvješću i Statističkom ljetopisu.

Statistička izvješća sadrže uvod, metodološka objašnjenja, tablični pregled i grafičke prikaze.

Na kraju Statističkih izvješća objavljuje se popis izdanih publikacija iz obrađenog područja.

## INTRODUCTION

*Statistical reports issued by the Croatian Bureau of Statistics are publications with detailed data from different areas of statistical surveys, where each of them contains complete data of one or several statistical surveys.*

*The series of Statistical Reports is a continuation under a new series heading since 1997 Documentation, which has been regularly published since 1965, and before that, periodically as Bulletins, Publications and Releases.*

*The Statistical Reports entitled Higher Education is published regularly every year. Data on higher education activities is collected from institutions of higher education.*

*Data on higher education statistics are also published in the First Release, Statistical Information, Monthly Statistical Report and Statistical Yearbook.*

*Statistical Reports contain introduction, notes on methodology, tables and graphs.*

*At the end of the Statistical Reports there is the list of issued publications from a surveyed area given.*

## KRATICE

ECTS	europski sustav prijenosa bodova
FTE	ekvivalent punoga radnog vremena
NN	Narodne novine
NSKO	Nacionalna standardna klasifikacija obrazovanja (NN, br. 105/01.)
tj.	to jest

## ZNAKOVI

-	nema pojave
---	-------------

## ABBREVIATIONS

<i>ECTS</i>	<i>European Credit Transfer and Accumulation System</i>
<i>FTE</i>	<i>full-time equivalent</i>
<i>ISCED</i>	<i>International Standard Classification of Education</i>
<i>NN</i>	<i>Narodne novine, official gazette of the Republic of Croatia</i>
<i>NSKO</i>	<i>National Standard Classification of Education (NN, No. 105/01).</i>

## SYMBOLS

-	<i>no occurrence</i>
---	----------------------

## METODOLOŠKA OBJAŠNJENJA

### Izvori i metode prikupljanja podataka

Podaci o visokom obrazovanju prikupljaju se od visokih učilišta u Republici Hrvatskoj. Podaci o studentima koji su diplomirali na stručnom i sveučilišnom studiju, magistrima, specijalistima i doktorima znanosti prikupljaju se individualnim upitnicima (Statistički list za studente koji su diplomirali na stručnom i sveučilišnom studiju (obrazac ŠV-50), Statistički list za magistre ili specijaliste (obrazac ŠV-80) te Statistički list za doktore znanosti (obrazac ŠV-70) koje ispunjavaju svi studenti pri diplomiranju/završetku studija, a magistri znanosti, magistri i sveučilišni specijalisti te doktori znanosti pri stjecanju akademskog naziva ili akademskog stupnja. Podaci se odnose na kalendarsku godinu.

Podaci o nastavnima i suradnicima u nastavi na visokim učilištima prikupljaju se Godišnjim izvještajem o nastavnim osobama visokih učilišta, na obrascu ŠV-60, koji ispunjavaju visoka učilišta na početku akademske godine. Podaci odgovaraju stanju na dan 31. listopada.

### Obuhvat i usporedivost

Statističkim istraživanjem obuhvaćena su visoka učilišta u Republici Hrvatskoj. Podaci su usporedivi s podacima iz prjašnjih godina. Budući da je studiranje prema bolonjskom procesu počelo nedavno, u ovome statističkom izvješću treći put su prikazani studenti koji su završili određenu razinu visokog obrazovanja prema bolonjskom procesu. Stoga podaci za studente koji su završili visoko obrazovanje prema bolonjskom procesu nisu usporedivi s podacima iz svih prjašnjih godina.

### Definicije i objašnjenja

**Visoko obrazovanje** provodi se kroz sveučilišne i stručne studije.

**Visoka učilišta** jesu sveučilište te fakultet i umjetnička akademija u njegovu sastavu, veleučilište i visoka škola.

Visoka učilišta mogu biti javna i privatna.

**Sveučilište** je ustanova koja osniva i provodi sveučilišne studije u najmanje dva znanstvena ili umjetnička područja u većem broju polja te interdisciplinarnu studiju kao autonomni i integrirani proces, neposredno ili putem svojih fakulteta, umjetničkih akademija i odjela.

Sastavnice sveučilišta jesu fakulteti, umjetničke akademije, odjeli i instituti te druge sastavnice u skladu sa zakonom.

Sveučilište i njegove sastavnice mogu izvoditi i stručne studije.

**Fakultet** je visoko učilište koje kao sastavnica sveučilišta ustrojava i izvodi sveučilišne studije te razvija znanstveni i stručni rad u jednom ili više znanstvenih i stručnih polja, a može izvoditi i stručne studije.

**Umjetnička akademija** jest visoko učilište koje kao sastavnica sveučilišta ustrojava i izvodi sveučilišne umjetničke studije te razvija vrhunsko stvaralaštvo i znanstvenoistraživačku djelatnost u području umjetnosti, a može izvoditi i stručne studije.

## NOTES ON METHODOLOGY

### Sources and methods of data collection

Data on higher education is collected from institutions of higher education in the Republic of Croatia. Data on students graduated on professional and university study, masters, specialists and doctors of science, are collected through individual questionnaires: the Statistical Sheet for Students Graduated on Professional and University Study (ŠV-50 form), the Statistical Sheet for Masters and Specialists (ŠV-80 form), and the Statistical Sheet for Doctors of Science (ŠV-70 form), which are filled in by students who are about to graduate/complete their study and by masters of science, masters and specialists and doctors of science who are about to achieve their academic title or academic degree. Data relate to the calendar year.

Data on academic staff in institutions of higher education are collected through questionnaires on academic staff, ŠV-60 form, filled in by institutions of higher education at the beginning of an academic year. Data refer to situation as on October 31.

### Coverage and comparability

The statistical survey covers all institutions of higher education in the Republic of Croatia. Data are comparable with data from previous years. Since the studies according to the Bologna process have been introduced recently, the students who graduated at a certain level of higher education according to the Bologna process were presented for the third time in this statistical report. Therefore, data on students who graduated according to the Bologna process are not comparable to data from all previous years.

### Definitions and explanations

**Higher (tertiary) education** is carried out through university and professional studies.

**Institutions of higher education** are university and faculty as well as art academy as its component part, polytechnic and school of higher education.

Institutions of higher education can be public and private.

**University** is an institution of higher education that establishes and conducts university and interdisciplinary studies in at least two areas of scientific or artistic activities in a number of fields as an autonomous and integrated process, indirectly or through its faculties, art academies and departments.

University comprises the following: faculties, art academies, departments and institutes and other units according to law.

Professional studies can also be taught at universities and their units.

**Faculty** is an institution of higher education, a component part of a university, where university studies are organised and conducted and where scientific and professional work in one or more scientific or professional fields are developed. Professional studies can also be conducted there.

**Art academies** is an institution of higher education, a component part of a university, where artistic studies are organised and conducted and where top artistic endeavours and scientific and research activity in the field of art are nourished. Professional studies can also be conducted there.

**Sveučilišni odjel** osniva se kao sastavnica sveučilišta koja sudjeluje u izvedbi studijskih programa te razvija znanstveni, umjetnički i stručni rad u jednome znanstvenom polju ili interdisciplinarnome znanstvenom području te sudjeluje u izvedbi studija.

**Veleučilište i visoka škola** jesu ustanove koje ustrojavaju i izvode stručne studije. Veleučilište je visoka škola koja izvodi barem tri različita studija iz barem tri različita polja i visoke škole ne mogu biti njezine sastavnice.

**Sveučilišni studij** osposobljava studente za obavljanje poslova u znanosti i visokom obrazovanju, poslovnom svijetu, javnom sektoru i društvu općenito te ih osposobljava za razvoj i primjenu znanstvenih i stručnih dostignuća. Sveučilišni studiji ustrojavaju se i izvode na sveučilištu.

Sveučilišno obrazovanje obuhvaća preddiplomski, diplomski i poslijediplomski studij. U skladu s europskim sustavom prijenosa bodova (ECTS), jednom godinom studija u pravilu se stječe 60 ECTS bodova.

Preddiplomski sveučilišni studij po pravilu traje od tri do četiri godine i njime se stječe od 180 do 240 ECTS bodova. Preddiplomski studij završava polaganjem svih ispita te, ovisno o studijskom programu, izradom završnog rada i/ili polaganjem završnog ispita u skladu sa studijskim programom. Osposobljava studente za diplomski studij te im daje mogućnost zapošljavanja na određenim stručnim poslovima. Završetkom preddiplomskoga sveučilišnog studija stječe se naziv sveučilišni prvostupnik/prvostupnica (baccalaureus/baccalaurea) uz naznaku struke. Iznimno, završetkom preddiplomskoga sveučilišnog studija u znanstvenom području tehničkih znanosti, osoba stječe akademski naziv sveučilišni prvostupnik/prvostupnica (baccalaureus/baccalaurea) inženjer/inženjerka uz naznaku struke (Zakon o akademskim i stručnim nazivima i akademskom stupnju (NN, br. 107/07.)).

Diplomski sveučilišni studij traje po pravilu od jedne do dvije godine. Njime se stječe od 60 do 120 ECTS bodova te ukupan broj bodova koji se stječu na preddiplomskom i diplomskom studiju iznosi najmanje 300 ECTS bodova. Diplomski studij završava polaganjem svih ispita, izradom diplomskog rada i polaganjem diplomskog ispita u skladu sa studijskim programom.

Završetkom preddiplomskoga i diplomskoga sveučilišnog studija ili integriranoga preddiplomskog i diplomskoga sveučilišnog studija čijim se završetkom stječe najmanje 300 ECTS bodova osoba stječe akademski naziv magistar/magistra uz naznaku struke. Iznimno završetkom preddiplomskoga i diplomskoga sveučilišnog studija ili integriranoga preddiplomskoga i diplomskoga sveučilišnog studija iz područja tehničkih znanosti osoba stječe akademski naziv magistar inženjer odnosno magistra inženjerka uz naznaku struke i iznimno završetkom diplomskoga sveučilišnog studija medicine, stomatologije ili veterine osoba stječe akademski naziv doktor odnosno doktorica uz naznaku struke (Zakon o akademskim i stručnim nazivima i akademskom stupnju (NN, br. 107/07.)).

**Stručni studij** pruža studentima primjerenu razinu znanja i vještina koje omogućuju obavljanje stručnih zanimanja i osposobljava ih za neposredno uključivanje u radni proces. Stručni studiji provode se na visokoj školi ili veleučilištu, a mogu se provoditi i na sveučilištu u skladu sa Zakonom o znanstvenoj djelatnosti i visokom obrazovanju (NN, br. 123/03. i 105/04.).

Stručni studiji traju od dvije do tri godine. Završetkom tih studija stječe se od 120 do 180 ECTS bodova. Iznimno stručni studij može trajati četiri godine i takvim studijem stječe se 240 ECTS

**University department** is a component part of a university, where university courses are taught and where scientific, artistic or professional work in a particular field of science or an interdisciplinary area is developed.

**Polytechnic and school of professional higher education** are institutions that establish and conduct professional studies. Polytechnic is a school of higher education that conducts at least three different studies in at least three different fields and cannot have schools of professional higher education as its component parts.

**University studies** prepare students for performing work in science and higher education, in business, public sector and society in general and also prepares them for the development and application of scientific and professional findings. University studies are organised and conducted at universities.

University education comprises undergraduate, graduate and postgraduate study. In accordance to the European Credit Transfer and Accumulation System (ECTS), 60 ECTS credits measure the workload of a full-time student during one academic year.

Undergraduate university study normally lasts for three to four years and students earn from 180 to 240 ECTS credits. Undergraduate study is considered completed upon passing all the examinations and, depending on the programme of study, producing the final paper and/or passing the final examination according to the programme of study. It enables students to continue their studies at graduate university study or to enter the labour market. Upon completion, students are awarded an academic title of baccalaureus or baccalaurea (provstupnik/ prvostupnica) with a reference to a specialisation. Exceptionally, upon completion of the undergraduate university study in engineering, students are awarded an academic title of baccalaureus or baccalaurea (provstupnik/prvostupnica) in engineering with a reference to specialisation (The Act on Academic and Professional Titles and the Academic Degree, NN, No. 107/07.).

Specialist graduate professional study lasts for one or two years, as a rule. Students earn 60 to 120 ECTS credits, which comes to the total of at least 300 ECTS credits earned on undergraduate and graduate studies. Graduate study is considered completed upon passing all the examinations, producing the diploma paper and passing the diploma examination according to the programme of study.

Upon completion of specialist undergraduate and graduate professional study or integrated specialist graduate professional and undergraduate university study, earning at least 300 ECTS credits, students are awarded an academic title baccalaureus/ baccalaurea with reference to a specialisation. Exceptionally, upon completion of specialist graduate professional study in engineering, students are awarded an academic title of baccalaureus or baccalaurea in engineering, with the reference to a specialisation, and upon completion of specialist graduate professional study of medicine, dental medicine or veterinary medicine, students are awarded an academic title of graduated, with the reference to a specialisation (the Act on Academic and Professional titles and the Academic Degree, NN, No. 107/07.).

**Professional study** provides students with an adequate level of knowledge and skills that enable performance of professional occupations and prepares them for direct entry into labour market. Professional studies are conducted at schools of professional higher education or at polytechnics according to the Act on Scientific Activity and Higher Education (NN, Nos. 123/03 and 105/04.).

Professional study lasts two to three years. Upon completion of these studies students earn 120 to 180 ECTS credits. Exceptionally, professional study may last up to four years and students earn up to

bodova. Stručni studij završava polaganjem svih ispita. Studijskim programom može se predvidjeti i polaganje završnog ispita i/ili izrada završnog rada.

Završetkom stručnog studija u trajanju kraćem od tri godine čijim se završetkom stječe manje od 180 ECTS bodova osoba stječe stručni naziv stručni pristupnik odnosno stručna pristupnica uz naznaku struke. Završetkom stručnog studija u trajanju od najmanje tri godine čijim se završetkom stječe najmanje 180 ili više ECTS bodova osoba stječe stručni naziv stručni prvostupnik (baccalaureus) odnosno stručna prvostupnica (baccalaurea) uz naznaku struke. Iznimno završetkom stručnog studija u znanstvenom području tehničkih znanosti osoba stječe stručni naziv stručni prvostupnik (baccalaureus) inženjer odnosno stručna prvostupnica (baccalaurea) inženjerka uz naznaku struke (Zakon o akademskim i stručnim nazivima i akademskom stupnju (NN, br. 107/07.)).

Veleučilišta ili visoke škole mogu organizirati specijalistički diplomski stručni studij u trajanju od jedne do dvije godine za osobe koje su završile stručni studij ili preddiplomski sveučilišni studij.

Završetkom specijalističkoga diplomskoga stručnog studija koji traje od jedne do dvije godine čijim se završetkom u pravilu stječe od 60 do 120 ECTS bodova te završava polaganjem svih ispita, izradom završnog rada i/ili polaganjem odgovarajućega završnog ispita u skladu sa studijskim programom, osoba stječe stručni naziv stručni specijalist odnosno stručna specijalistica uz naznaku struke ili dijela struke u skladu s nazivom studijskog programa. Iznimno završetkom specijalističkoga diplomskoga stručnog studija iz područja tehničkih znanosti osoba stječe stručni naziv stručni specijalist inženjer odnosno stručna specijalistica inženjerka uz naznaku struke ili dijela struke u skladu s nazivom studijskog programa. Iznimno završetkom specijalističkoga diplomskoga stručnog studija u medicini, stomatologiji i veterini osoba stječe stručni naziv diplomirani odnosno diplomirana uz naznaku struke ili dijela struke u skladu s nazivom studijskog programa (Zakon o akademskim i stručnim nazivima i akademskom stupnju (NN, br. 107/07.)).

**Poslijediplomski sveučilišni studij** može upisati osoba koja je završila odgovarajući diplomski studij. Po pravilu traje tri godine i njegovim se završetkom stječe 180 ECTS bodova, a završava se polaganjem svih ispita, izradom i javnom obranom znanstvenog ili umjetničkoga doktorskog rada (disertacije) te se stječe akademski stupanj doktora znanosti ili doktora umjetnosti. Sveučilište može propisati i druge uvjete za upis poslijediplomskog studija.

**Poslijediplomski specijalistički studij** može upisati osoba koja je završila odgovarajući diplomski studij. Traje jednu do dvije godine, stječe se po pravilu 60 do 180 ECTS bodova i završava polaganjem svih ispita, izradom završnog rada i/ili polaganjem odgovarajućega završnog ispita u skladu sa studijskim programom. Stječe se akademski naziv sveučilišni specijalist odnosno sveučilišna specijalistica uz naznaku struke ili dijela struke sukladno nazivu studijskog programa.

Osobe koje su upisale dodiplomski i poslijediplomski magistarski ili doktorski studij prije ustrojavanja preddiplomskih i poslijediplomskih studija u skladu odredbama Zakonom o znanstvenoj djelatnosti i visokom obrazovanju (NN, br. 123/03. i 105/04.) imaju pravo dovršiti studij prema nastavnom programu i uvjetima koji su vrjedili pri upisu u prvu godinu studija te steći odgovarajući akademski naziv/stupanj prema propisima koji su vrijedili prije stupanja na snagu Zakona.

*240 ECTS credits. Professional study is considered completed upon passing all the examinations. Passing of the final examination and/or producing the final paper may also be provided by the programme of study.*

*Upon completion of professional study lasting shorter than three years and less than 180 ECTS credits, students are awarded a relevant professional title pursuant to a special law. Upon completion of professional study lasting at least three years and with 180 ECTS credits, students are awarded a relevant professional title of professional baccalaureus or baccalaurea (prvostupnik or prvostupnica) with a reference to a specialisation. Exceptionally, upon completion of the professional study in engineering, students are awarded an academic title of baccalaureus or baccalaurea (prvostupnik/prvostupnica) in engineering with a reference to specialisation (The Act on Academic and Professional Titles and the Academic Degree, NN, No. 107/07).*

*Polytechnics or schools of professional higher education can organise a specialist graduate professional study lasting one or two years for persons who completed a professional study or an undergraduate university study.*

*Upon completion of specialist graduate professional study that lasts one to two years by passing all the examinations, producing the diploma paper and passing the diploma examination according to the programme of study and with 60 to 120 ECTS credits, students are awarded an academic title of professional specialist with a reference to a specialisation or a part of specialisation, depending on the programme. Exceptionally, upon completion of specialist graduate professional study in engineering, students are awarded an academic title of professional specialist in engineering with the reference to a specialisation or part of specialisation, depending on the programme. Exceptionally, upon completion of specialist graduate professional study of medicine, dental medicine or veterinary medicine, students are awarded an academic title of graduated, with the reference to a specialisation or part of specialisation, depending on the programme (the Act on Academic and Professional Titles and the Academic Degree, NN, No. 107/07).*

**Postgraduate study** may be enrolled upon the completion of graduate university study. It lasts as a rule for three years and by its completion 180 ECTS credits are earned. It is considered completed upon passing all the examinations, producing and defending in public the scientific or artistic doctoral dissertation and the academic degree of Doctor of Science (Dr.Sc.) or Doctor of Arts (Dr. Art.) is awarded. The university may determine other conditions for the enrollment on the postgraduate study.

**Postgraduate specialist study** may be enrolled upon the completion of graduate university study. It lasts for one to two years and by its completion 60 to 180 ECTS credits are earned. It is considered completed upon passing all the examinations, producing the final paper and passing the final examination according to the programme of study. Upon the completion, a specialist title for a particular area (Spec.) shall be awarded.

*Persons who enrolled on undergraduate an postgraduate master's or doctoral study before establishing of undergraduate and postgraduate studies according to the Act on Scientific Activity and Higher Education (NN, Nos. 123/03 and 105/04) have the right to complete their studies according to the educational programme and under conditions that were in force at the time of their enrollment and to be awarded by an appropriate academic title/degree, according to the regulations that were in force prior to the entry into force of this Act.*

**Diplomirani studenti** završili su sveučilišni (NSKO, razina 5.1., stupanj 1) ili stručni studij (NSKO, razina 5.2., stupanj 1), a mogu biti redoviti i izvanredni. Redoviti student studira na redovitom studiju, uz subvenciju troškova školarine, ili sam plaća školarinu. Izvanredni student studira na izvanrednom studiju i sam plaća studij ili troškove studija snosi njegov poslodavac.

**Magistar** jest osoba koja je završila poslijediplomski stručni studij i obranila stručni ili umjetnički rad i/ili položila završni ispit (NSKO, razina 5.1., stupanj 2).

**Magistar znanosti/magistar umjetnosti** jest osoba koja je završila poslijediplomski znanstveni/ umjetnički studij i obranila magistarski rad (NSKO, razina 5.1., stupanj 3).

**Sveučilišni specijalist** jest osoba koja je završila poslijediplomski specijalistički studij i položila završni rad i/ili ispit.

**Doktor znanosti** jest osoba koja je završila poslijediplomski studij i obranila doktorsku disertaciju (NSKO, razina 6).

**Doktorske disertacije, magistarski i specijalistički radovi** klasificiraju se prema Pravilniku o znanstvenim i umjetničkim područjima, po jima i granama (NN, br. 119/09.).

**Nastavnici i suradnici** koji izvode nastavu na visokim učilištima jesu: redoviti profesor, izvanredni profesor, docent, profesor visoke škole, predavač, viši predavač, viši lektor, lektor, viši umjetnički suradnik, umjetnički suradnik, viši asistent, asistent, viši stručni suradnik, stručni suradnik, stručni savjetnik i gostujući profesor ili nastavnik.

**Znanstveno-nastavna zvanja i umjetničko-nastavna zvanja** jesu: redoviti profesor, izvanredni profesor i docent.

**Nastavna zvanja** jesu: profesor visoke škole, viši predavač, predavač, viši lektor, lektor, viši umjetnički suradnik i umjetnički suradnik.

**Suradnička zvanja** jesu: viši asistent i asistent.

**Stručna zvanja** jesu: viši stručni suradnik, stručni suradnik i stručni savjetnik.

**Gostujući profesori ili nastavnici** jesu osobe (znanstvenici, umjetnici ili stručnjaci) koje mogu provoditi nastavu na visokim učilištima bez obveze sklapanja ugovora o radu, a u skladu s odredbama statuta i bez izbora u znanstveno-nastavno zvanje.

Na visokim učilištima na kojima se studira glazba nastavnici se biraju i u zvanje višega umjetničkog suradnika i umjetničkog suradnika, a na visokim učilištima na kojima se kao glavni predmet studiraju strani jezici, nastavnici se biraju i u zvanje višeg lektora i lektora.

Ukupan broj nastavnika nije stvarni broj osoba; broj nastavnika zaposlenih/angažiranih s punim radnim vremenom odgovara stvarnom broju osoba, a broj osoba zaposlenih/angažiranih s kraćim od punoga radnog vremena manji je od prikazanog broja jer ista osoba može raditi na nekoliko visokih učilišta s kraćim od punoga radnog vremena.

**Ekvivalent punoga radnog vremena (FTE)** iskazuje se u čovjek/godinama, a predstavlja vrijeme koje je zaposleni radio, kao udio punoga radnog vremena.

#### **Teritorijalni ustroj**

Podaci po županijama prikazani su na temelju Zakona o područjima županija, gradova i općina u Republici Hrvatskoj (NN, br. 86/06.) sa stanjem 31. prosinca 2009.

**Graduated students** completed university (ISCED, 5A) or professional study (ISCED, 5B). There are full-time and part-time students. A full-time student attends a regular study, paying either subsidised or self-financed tuition fee. A part-time student studies on a part-time basis supported either by himself or by his employer.

**Master** is a person who completed a postgraduate professional study leading to the master's degree and won a professional or artistic master's degree. (ISCED, 5A).

**Master of Science (MSc)** is a person who completed a postgraduate scientific study leading to the master's degree and attained to the master's degree in science. (ISCED, 5A).

**University Specialist (Spec.)** is a person who completed the university postgraduate specialist study, prepared a final work and/or passed an appropriate final exam.

**Doctor of Science (DSc)** is a person who defended a doctoral dissertation (ISCED, 6).

**Doctor's dissertations as well as master's and specialist papers** are classified according to the Ordinance on Scientific and Artistic Areas, Fields and Branches (NN, No. 119/09).

**Academic staff** teaching at institutions of higher education consists of full professor, associate professor, assistant professor, college professor, senior lecturer, senior language instructor, language instructor, senior artistic associate, artistic associate, senior assistant, assistant, senior professional associate, professional associate, professional adviser, visiting professor or teacher.

**Scientific-educational titles and artistic-educational titles** are full professor, associate professor and assistant professor.

**Educational titles** are college professor, lecturer, senior lecturer, senior language instructor, language instructor, senior artistic associate, and artistic associate.

**Associate titles** are senior assistant and assistant.

**Professional titles** are senior professional associate, professional associate and professional adviser.

**Visiting professors or lecturers** are persons (scientists, artists or specialists) who can teach at the higher education institutions without obligation of concluding an employment contract with them, and in conformity with the provisions of the statute without election to the scientific-educational title.

At higher education institutions for musical study, teachers are elected to the senior artistic associate and artistic associate title, and at higher education institutions for language studies, teachers are elected to senior language instructor and language instructor title.

Total number of lecturers does not correspond to the actual number of physical persons; the number of teachers presented as full-time equivalent would correspond to the actual number of physical persons, and the number of persons employed/engaged part-time is less than presented because the same physical person can work part-time at several institutions of higher education.

**Full-time equivalent (FTE)** is expressed in person-years and presents time as a share of full working time in which persons in employment are engaged in work.

#### **Territorial constitution**

Data by counties is shown by the Act on Areas of Counties, Cities and Municipalities in the Republic of Croatia (NN, No. 86/06), situation as on 31 December 2009.

## Komentar

Tijekom 2009. na visokim učilištima Republike Hrvatske diplomiralo je 30 156 studenata, što je za 17,9% više u odnosu na prethodnu godinu. Od ukupnog broja studenata koji su diplomirali, 73,9% su redoviti studenti, a 26,1% su izvanredni studenti. Od redovitih studenata, 65,9% studenata studiralo je uz subvenciju troškova školarine, a 34,1% studenata je samo plaćalo školarinu. Udio studentica koje su diplomirale u 2009. jest 58,6%, što je stabilan broj u odnosu na prethodnu godinu.

Od ukupnog broja studenata koji su diplomirali, na veleučilištima je diplomiralo 10,7% studenata, na visokim školama 6,4%, na fakultetima 81,3% (od toga na stručnom studiju 19,3%, a na sveučilišnom studiju 80,7% studenata), a na umjetničkim akademijama diplomiralo je 1,6% studenata.

S obzirom na godine života, 4,4% studenata koji su diplomirali u 2009. pripada dobnoj skupini do 21. godine života, 44,5% dobnoj skupini od 21 do 23 godine, 28,0% dobnoj skupini od 24 do 26 godina, 9,4% dobnoj skupini od 27 do 29 godina, a 13,7% dobnoj skupini od 30 i više godina.

Od ukupnog broja studenata, njih 52,1% diplomiralo je prema "starom" programu, dok je 47,9% studenata diplomiralo prema bolonjskom procesu.

Prema bolonjskom procesu najviše studenata diplomiralo je na sveučilišnome preddiplomskom studiju, njih 57,8%, na stručnome studiju 38,3%, na specijalističkome diplomskom stručnom studiju 2,7%, na sveučilišnome diplomskom studiju 1,2%, a na integriranome preddiplomskom i diplomskom studiju diplomirala su 4 studenta.

## Commentary

During 2009, there were 30 156 students who graduated from institutions of higher education, which was by 17.9% more than in the previous year. Out of the total number of graduated students, 73.9% were full-time and 26.1% part-time ones. Out of the full-time students, 65.9% were those whose tuition fees were subsidised, while the rest of 34.1% self-financed tuition fees. The share of female students who graduated in 2009 was 58.6%, which was a stable number compared to the previous year.

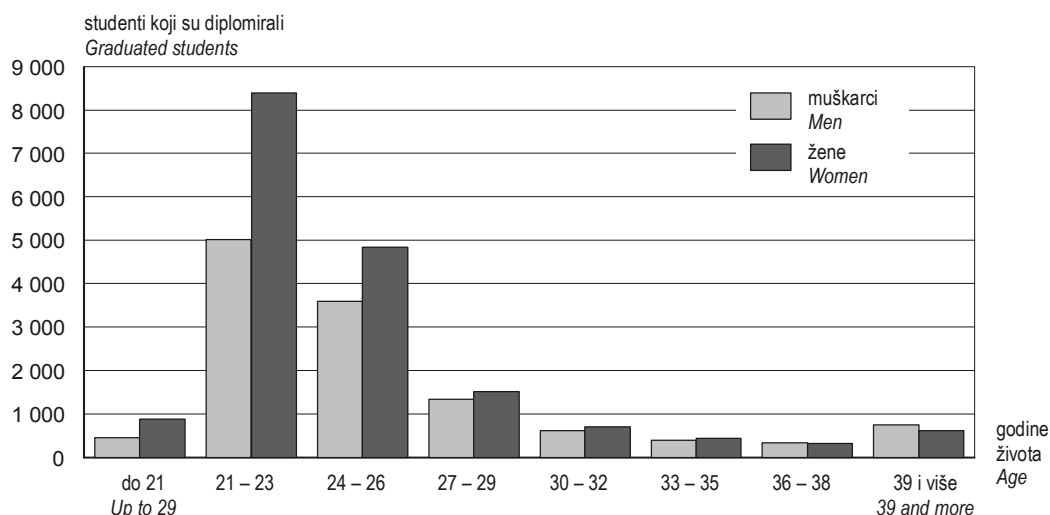
Out of the total number of students who graduated in 2009, there were 10.7% of students who graduated from polytechnics, 6.4% from schools of professional higher education, 81.3% from faculties (out of that, 19.3% from professional studies and 80.7% from university studies) and 1.6% from art academies.

Regarding their age, 4.4% of students who graduated in 2009 were under 21 years of age, 44.5% were in the 21 to 23 age group, 28.0% were in the 24 to 26 age group, 9.4% were in the 27 to 29 age group and 13.7% were in the 30-and-over age group.

Out of the total number of students, 52.1% of them graduated according to the "old" programme and 47.9% according to the Bologna process.

Out of the number of students graduated according to the Bologna process, the largest number, 57.8% graduated from an undergraduate university study, 38.3% from a professional study, 2.7% from a specialist graduate professional study and 1.2% from a university graduate study, while 4 students graduated from an integrated undergraduate and graduate study.

**G-1. STUDENTI KOJI SU DIPLOMIRALI NA VISOKIM UČILIŠTIMA PREMA GODINAMA ŽIVOTA I SPOLU U 2009.**  
STUDENTS WHO GRADUATED FROM INSTITUTIONS OF HIGHER EDUCATION, BY AGE AND SEX, 2009



Završetkom poslijediplomskog studija prema starom ili novome studijskom programu u 2009. godini 965 kandidata steklo je akademski stupanj magistar znanosti (60,2%), akademski naziv magistar (12,4%) i sveučilišni specijalist (27,4%). Udio žena iznosi 57,7%.

Na Sveučilištu u Zagrebu magistriralo je ili završilo poslijediplomski sveučilišni specijalistički studij 65,4% od svih kandidata, na Sveučilištu u Osijeku 19,5%, na Sveučilištu u Splitu 6,9%, na Sveučilištu u Rijeci 5,6%, na Sveučilištu u Zadru 1,9%, na Sveučilištu u Puli 0,5%, a na Sveučilištu u Dubrovniku 0,2%.

U 2009. najveći broj magistarskih, stručnih ili specijalističkih radova iz područja je Društvene znanosti (61,6%), slijedi područje Prirodne znanosti (9,1%), područje Tehničke znanosti (8,9%), područje Biomedicina i zdravstvo (8,4%), područje Humanističke znanosti (5,8%), područje Biotehničke znanosti (4,7%), a najmanje magistarskih radova je iz Umjetničkog područja (1,5%).

Prosječna starost magistara znanosti, magistara i specijalista jest 36,2 godine, a modalna grupa (s najvećom frekvencijom) je od 30 do 34 godine. Žene su u prosjeku mlađe (35 godina) od muškaraca (37 godina).

Najveći broj kandidata zaposlen je u djelatnosti Obrazovanje (19,7%), u djelatnostima Javna uprava i obrana, obvezno socijalno osiguranje (16,4%), djelatnosti Zdravstvene zaštite i socijalne skrbi (11,0%), Stručne, znanstvene i tehničke djelatnosti te Financijske djelatnosti i djelatnosti osiguranja (svaka po 7,7%), Informacije i komunikacije (6,4%), Prerađivačka industrija (6,1%) te Trgovina na veliko i malo; popravak motornih vozila i motocikala (4,5%). U svim ostalim djelatnostima zaposleno je 16,9% kandidata, dok ih je 3,6% nezaposleno.

Od ukupnog broja kandidata, 96,8% ih je prethodno diplomiralo u Republici Hrvatskoj, a 3,2% izvan nje.

Udio kandidata koji su sami platili troškove studija jest 57,3%, za 32,6% platio je poslodavac, za 4,3% troškove je platilo Ministarstvo znanosti, obrazovanja i športa, a 5,8% pripada kategoriji ostalo.

*In 2009, by completing the postgraduate study according to either old or new programme, out of the total of 965 candidates, there were 60.2% who attained the academic title of master of science, 12.4% attained the title of master and 27.4% attained the title of specialist. The share of women was 57.7%.*

*At the University of Zagreb, 65.4% of all candidates defended the master's degree or completed the postgraduate specialist study, followed by 19.5% at the University of Osijek, 6.9% at the University of Split, 5.6% at the University of Rijeka, 1.9% at the University of Zadar, 0.5% at the University of Pula and 0.2% at the University of Dubrovnik.*

*In 2009, the greatest number of master's and specialist theses was written in the field of Social sciences, 61.6%, followed by Life sciences, 9.1%, Engineering, 8.9%, Biomedicine and health, 8.4%, Humanities, 5.8%, and Biotechnical sciences, 4.7%. The lowest number of master's theses was written in the Artistic field, 1.5%.*

*The average age of masters of science, masters and specialists was 36.2 years, while the age in the modal group (with the highest frequency) ranged between 30 and 34. At the average, women were younger (35 years) than men (37 years).*

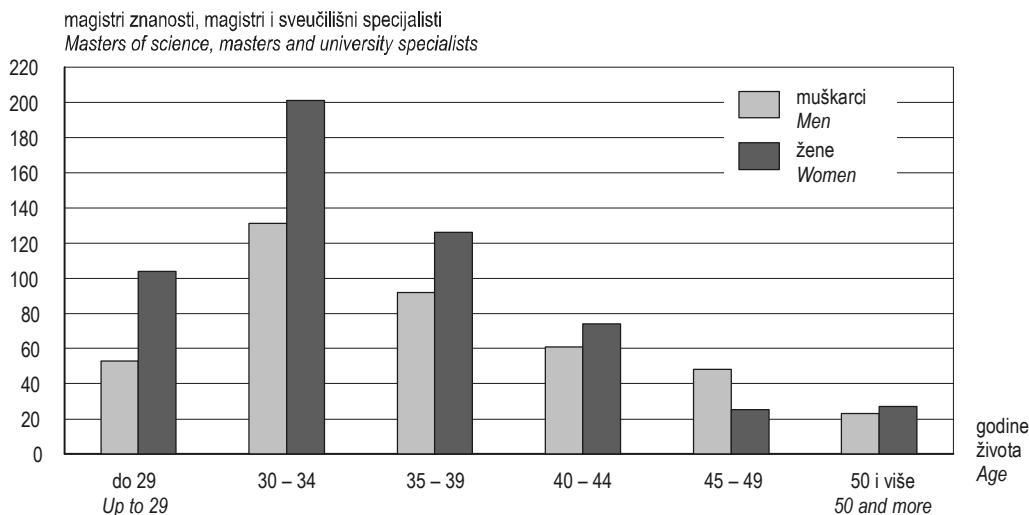
*The greatest number of candidates was employed in Education, 19.7%, followed by Public administration and defence; compulsory social security, 16.4%, Human health and social work activities, 11.0%, Professional scientific and technical activities as well as Financial and insurance activities, 7.7% each, Information and communication, 6.4%, Manufacturing, 6.1%, and Wholesale and retail trade; repair of motor vehicle and motorcycles, 4.5%. There were 16.9% of candidates employed in other activities, while 3.6% were unemployed.*

*Out of the total number of candidates, 96.8% of them previously graduated in the Republic of Croatia, while 3.2% of them graduated outside the Republic of Croatia.*

*The share of candidates who paid the costs of the postgraduate study leading to the master's degree themselves was 57.3%, employers paid for 32.6% of them and the Ministry of Science, Education and Sports paid for 4.3%, while 5.8% belonged to the category Other.*

## G-2. MAGISTRI ZNANOSTI, MAGISTRI I SVEUČILIŠNI SPECIJALISTI PREMA GODINAMA ŽIVOTA I SPOLU U 2009.

MASTERS OF SCIENCE, MASTERS AND SPECIALISTS, BY AGE AND SEX, 2009



Od ukupno 572 doktora znanosti u 2009., na Sveučilištu u Zagrebu doktoriralo je 77,6% kandidata, na Sveučilištu u Rijeci 7,9%, na Sveučilištu u Splitu 6,6%, na Sveučilištu u Osijeku 5,8%, na Sveučilištu u Zadru 1,9%, a na Sveučilištu u Puli 0,2% kandidata. Udio žena doktora znanosti jest 46,9%.

U 2009. najveći broj doktorskih disertacija je iz područja Biomedicine i zdravstva i iznosi 22,5%, slijedi područje Društvenih znanosti s 19,2%, područje Prirodnih znanosti s 18,4%, područje Tehničkih znanosti sa 17,5%, područje Humanističkih znanosti s 15,7%, područje Biotehničkih znanosti sa 6,3%, a najmanje je doktorskih disertacija iz Interdisciplinarnoga područja znanosti, tj. 0,4%.

Prosječna starost doktora znanosti jest 38,1 godina, dok je modalna grupa (s najvećom frekvencijom) od 30 do 34 godine. Žene su u prosjeku nešto mlađe (37,5 godina) od muškaraca (38,6 godina).

Akademski stupanj magistra znanosti već je steklo 62,1% doktora znanosti i 62,2% slučajeva doktorska disertacija iz istog je znanstvenog područja kao i magistarski rad. Od ukupnog broja doktora znanosti koji su prethodno stekli akademski stupanj magistra znanosti, 96,1% steklo ga je u Republici Hrvatskoj, a 3,9% steklo ga je izvan nje.

Najveći broj doktora znanosti zaposlen je u djelatnosti Obrazovanja (56,5%), u Stručnim, znanstvenim i tehničkim djelatnostima zaposleno ih je 16,1%, u djelatnosti Zdravstvene zaštite i socijalne skrbi zaposleno ih je 15,9%, u djelatnosti Javne uprave i obrane; obveznoga socijalnog osiguranja zaposleno ih je 3,5%, a u djelatnosti Informacije i komunikacije zaposleno ih je 1,7%. U svim ostalim djelatnostima zaposleno je 5,6% doktora znanosti, dok je 0,7% doktora znanosti nezaposleno.

Troškove dokorskog studija i postupka stjecanja doktorata za 42,6% platilo je Ministarstvo znanosti, obrazovanja i športa, za 29,2% doktora znanosti platilo je poslodavac, 24,7% doktora znanosti sami su platili studij, a 3,5% pripada kategoriji ostalo.

Out of the total of 572 graduated doctors of science in 2009, 77.6% of them obtained their degree at the University of Zagreb, 7.9% at the University of Rijeka, 6.6% at the University of Split, 5.8% at the University of Osijek, 1.9% at the University of Zadar and 0.2% at the University of Pula. The share of female doctors of science was 46.9%.

The largest number of doctoral dissertations in 2009 was defended in the fields of Biomedicine and health, 22.5%, followed by Social sciences, 19.2%, Life sciences, 18.4%, Engineering, 17.5%, Humanities, 15.7%, and Biotechnical sciences, 6.3%, while the smallest number was defended in the Interdisciplinary field, 0.4%.

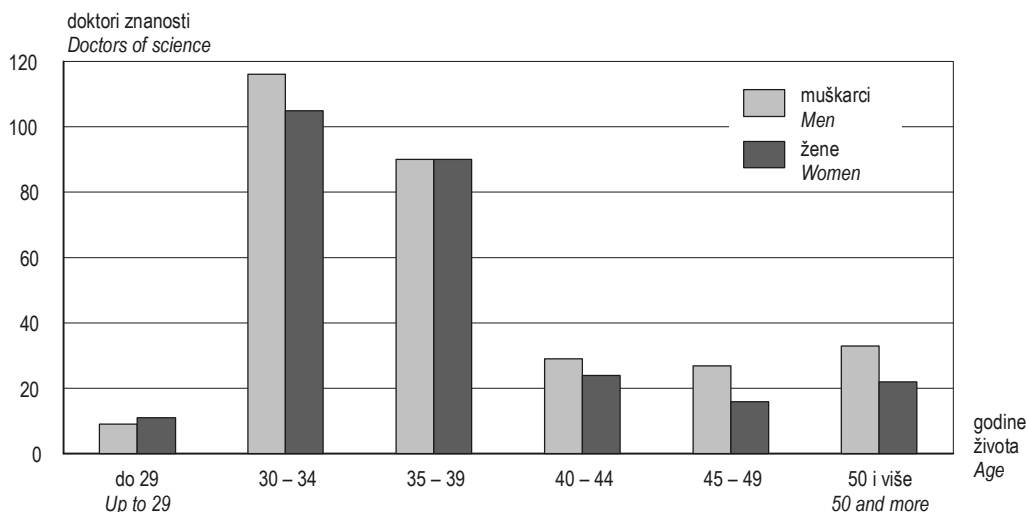
The average age of graduated doctors of science was 38.1 years, while the modal group (with the highest frequency) consisted of persons aged 30 to 34. On the average, women were somewhat younger (37.5) than men (38.6).

There were 62.1% of doctors of science that have already obtained a master's degree. In 62.2% cases, themes of doctoral dissertations covered the same field as master's theses. Out of the total number of doctors of science that have already obtained a master's degree, 96.1% obtained it in the Republic of Croatia and 3.9% abroad.

The largest number of graduated doctors of science was employed in the following activities: 56.5% in education, 16.1% in professional, scientific and technical activities, 15.9% in human health and social work activities, 3.5% in public administration and defence; compulsory social security and 1.7% in information and communication. There were 5.6% doctors of science employed in other activities, while 0.7% of them were unemployed.

Costs of the post-graduate university studies leading to a doctoral degree and proceedings of obtaining the doctoral degree was paid by the Ministry of Science, Education and Sports paid for 42.6% of doctors of science, by an employer for 29.2% of doctors of science, 24.7% of doctors of science paid on their own and 3.5% belonged to the category Other.

**G-3. DOKTORI ZNANOSTI PREMA GODINAMA ŽIVOTA I SPOLU U 2009.**  
DOCTORS OF SCIENCE, BY AGE AND SEX, 2009



U akademskoj godini 2009./2010. na visokim su učilištima zaposlena na temelju ugovora o radu ili angažirana na temelju ugovora o djelu 15 863 nastavnika i suradnika u nastavi. Iskazan ekvivalentom pune zaposlenosti/angažiranosti, ukupan broj nastavnika i suradnika u nastavi jest 11 459,5. Od toga je udio nastavnika i suradnika u nastavi koji predaju na temelju ugovora o radu 80,3%, a udio osoba koje predaju na temelju ugovora o djelu 19,7%.

Od ukupnog broja nastavnika i suradnika u nastavi zaposlenih na temelju ugovora o radu, 51,1% su doktori znanosti, a 14,5% magistri znanosti i magistri/specijalisti.

Od ukupnog broja nastavnika i suradnika u nastavi zaposlenih na temelju ugovora o radu, 46,1% je udio žena. Od toga je udio doktora znanosti 42,8%, a udio magistara znanosti i magistara/specijalista 16,3%.

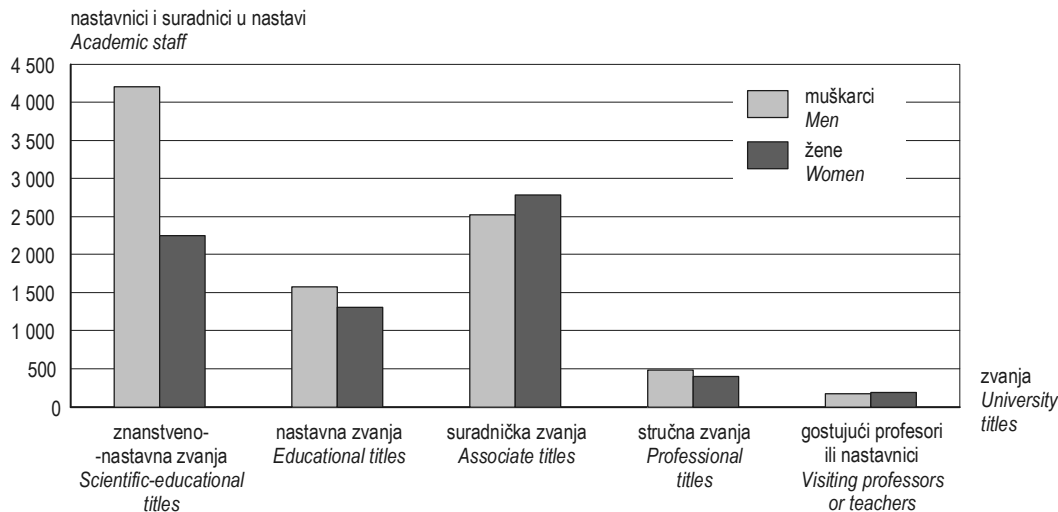
*In the 2009/2010 academic year, there were 15 863 members of academic staff working at higher education institutions on employment contract or contractual agreement basis. Presented by the full-time equivalent, the total number of members of academic staff amounted to 11 459.5, out of which the share of those working on the employment contract basis was 80.3% and of those working on the contractual agreement basis was 19.7%.*

*Out of the total number of academic staff working on the employment contract basis, there were 51.1% of doctors of science and 14.5% of masters of science and masters/specialists.*

*The share of women in the total number of academic staff working on the employment contract basis was 41.6%, providing that 42.8% of them were doctors of science and 16.3% masters of science and masters/specialists.*

#### G-4. NASTAVNICI I SURADNICI U NASTAVI PREMA ZVANJU I SPOLU U AKADEMSKOJ GODINI 2009./2010.

ACADEMIC STAFF, BY UNIVERSITY TITLES AND SEX, 2009/2010 ACADEMIC YEAR



**1. STUDENTI KOJI SU DIPLOMIRALI NA STRUČNOM I SVEUČILIŠNOM STUDIJU**  
**STUDENTS WHO GRADUATED FROM PROFESSIONAL AND UNIVERSITY STUDY**

**1.1. STUDENTI KOJI SU DIPLOMIRALI PREMA NAZIVU I MJESTU VISOKOG UČILIŠTA TE NAČINU STUDIRANJA OD 2005. DO 2009.**  
**STUDENTS WHO GRADUATED, BY NAME AND LOCATION OF INSTITUTION OF HIGHER EDUCATION AND MODE OF STUDY, 2005 – 2009**

	2005.		2006.		2007.		2008.		2009.	
	ukupno Total	redoviti Full-time	ukupno Total	redoviti Full-time	ukupno Total	redoviti Full-time	ukupno Total	redoviti Full-time	ukupno Total	redoviti Full-time
Visoka učilišta <i>Institutions of higher education</i>	18 190	11 802	19 566	12 527	20 969	12 924	25 573	17 793	30 156	22 280
Veleučilišta <i>Polytechnics</i>	1 528	750	2 231	1 082	3 215	1 369	3 447	1 793	3 226	1 989
Veleučilište Nikola Tesla u Gospiću <i>Polytechnic Nikola Tesla in Gospić</i>	-	-	-	-	-	-	-	-	23	10
Veleučilište u Karlovcu <i>Polytechnic in Karlovac</i>	85	50	125	57	204	87	191	85	223	116
Veleučilište u Kninu <i>Polytechnic in Knin</i>	-	-	-	-	-	-	42	24	41	33
Veleučilište u Požegi <i>Polytechnic in Požega</i>	233	152	233	153	217	118	204	96	230	132
Veleučilište u Rijeci <i>Polytechnic in Rijeka</i>	91	30	124	53	232	57	349	82	300	99
Veleučilište u Slavonskom Brodu <i>Polytechnic in Slavonski Brod</i>	-	-	-	-	-	-	-	-	43	28
Veleučilište u Šibeniku <i>Polytechnic in Šibenik</i>	-	-	-	-	152	91	195	113	202	99
Veleučilište u Varaždinu <i>Polytechnic in Varaždin</i>	-	-	-	-	9	8	48	35	59	46
Veleučilište u Velikoj Gorici <i>Polytechnic in Velika Gorica</i>	-	-	-	-	78	25	78	29	120	50
Veleučilište Lavoslav Ružička u Vukovaru <i>Polytechnic Lavoslav Ružička in Vukovar</i>	-	-	-	-	1	1	39	39	63	61
Veleučilište Vern, Zagreb <i>Polytechnic Vern, Zagreb</i>	-	-	-	-	147	147	195	175	230	207
Društveno veleučilište u Zagrebu <i>Social Polytechnic in Zagreb</i>	180	51	260	61	286	58	265	83	272	98
Tehničko veleučilište u Zagrebu <i>Technical Polytechnic in Zagreb</i>	939	467	906	388	1 167	392	1 113	579	816	566
Zdravstveno veleučilište u Zagrebu <i>Health Service Polytechnic in Zagreb</i>	-	-	583	370	722	385	728	453	604	444
Visoke škole <i>Schools of professional higher education</i>	3 348	1 994	2 817	1 599	1 258	520	1 371	622	1 937	666
Visoka tehnička škola, Pula <i>Technical School of Professional Higher Education, Pula</i>	23	9	22	8	32	11	49	14	48	17
Visoka škola za sigurnost, Zagreb <sup>1)</sup> <i>School of Professional Higher Education in Safety, Zagreb<sup>1)</sup></i>	135	1	278	-	250	23	175	16	272	21
Visoka zdravstvena škola, Zagreb <sup>2)</sup> <i>School of Professional Higher education in Health Services, Zagreb<sup>2)</sup></i>	669	412	-	-	-	-	-	-	-	-
Visoko gospodarsko učilište, Križevci <i>School of Professional Higher Education in Agriculture, Križevci</i>	52	36	143	85	55	23	87	53	71	50
Visoka elektrotehnička škola, Varaždin <i>School of Professional Higher Education in Electrical Engineering, Varaždin</i>	2	2	9	6	-	-	-	-	-	-
Učiteljska akademija, Zagreb <sup>3)</sup> <i>Teacher Education Academy, Zagreb<sup>3)</sup></i>	526	335	477	310	-	-	-	-	-	-
Visoka učiteljska kola, Čakovec <sup>3)</sup> <i>Teachers' School of Professional Higher Education, Čakovec<sup>3)</sup></i>	121	81	150	108	-	-	-	-	-	-
Visoka učiteljska škola, Gospić <sup>3)</sup> <i>Teachers' School of Professional Higher Education, Gospić<sup>3)</sup></i>	23	22	30	30	-	-	-	-	-	-
Visoka učiteljska škola, Osijek <sup>3)</sup> <i>Teachers' School of Professional Higher Education, Osijek<sup>3)</sup></i>	122	104	128	117	-	-	-	-	-	-
Visoka učiteljska škola, Petrinja <sup>3)</sup> <i>Teachers' School of Professional Higher Education, Petrinja<sup>3)</sup></i>	277	146	210	111	-	-	-	-	-	-
Visoka učiteljska škola, Pula <sup>4)</sup> <i>Teachers' School of Professional Higher Education, Pula<sup>4)</sup></i>	97	70	111	69	-	-	-	-	-	-

1) Do 2005. Visoka škola za sigurnost na radu, Zagreb

2) Od 2006. Zdravstveno veleučilište u Zagrebu

3) Od 2006. prešli su u stručni studij Fakulteta.

4) Od 2007. Stručni odjeli Sveučilišta u Puli

1) Until 2005, School of Professional Higher Education for Safety at Work

2) Since 2006, Health Service Polytechnic, Zagreb

3) Since 2006, professional study on the Faculty

4) Since 2007, professional department of the University of Pula

**1.1. STUDENTI KOJI SU DIPLOMIRALI PREMA NAZIVU I MJESTU VISOKOG UČILIŠTA TE NAČINU STUDIRANJA OD 2005. DO 2009.**
**STUDENTS WHO GRADUATED, BY NAME AND LOCATION OF INSTITUTION OF HIGHER EDUCATION AND MODE OF STUDY, 2005 – 2009**

 (nastavak)  
 (continued)

	2005.		2006.		2007.		2008.		2009.	
	ukupno Total	redoviti Full-time	ukupno Total	redoviti Full-time	ukupno Total	redoviti Full-time	ukupno Total	redoviti Full-time	ukupno Total	redoviti Full-time
Visoka učiteljska škola, Rijeka <sup>3)</sup> <i>Teachers' School of Professional Higher Education, Rijeka<sup>3)</sup></i>	63	33	-	-	-	-	-	-	-	-
Visoka učiteljska škola, Split <i>Teachers' School of Professional Higher Education, Split</i>	126	91	-	-	-	-	-	-	-	-
Američka visoka škola za management i tehnologiju, Dubrovnik <i>American College of management and Technology, Dubrovnik</i>	226	226	240	240	168	168	118	118	94	94
Visoka škola za turistički menadžment, Šibenik <i>School of Professional Higher Education in Tourism, Šibenik</i>	112	73	93	64	-	-	-	-	-	-
Visoka poslovna škola, Višnji <i>Business School, Višnji</i>	14	9	49	17	31	17	17	7	-	-
Zagrebačka škola za menadžment, Zagreb <i>Zagreb School of Management, Zagreb</i>	65	47	79	61	117	62	96	46	90	45
Visoka škola za poslovanje i upravljanje, Zaprešić <i>School of Professional Higher Education for Business and Management, Zaprešić</i>	115	23	219	51	174	54	311	100	335	120
Zagrebačka škola ekonomije i managementa, Zagreb <i>Zagreb School of Economics and Management, Zagreb</i>	-	-	48	48	87	84	123	109	193	174
Visoka škola za ekonomiju poduzetništva, Zagreb <i>School of Professional Higher Education, Zagreb</i>	181	181	157	157	-	-	-	-	-	-
Visoka škola tržišnih komunikacija "Agora", Zagreb <i>College of Market Communications Agora, Zagreb</i>	-	-	9	9	-	-	19	19	30	30
Visoka poslovna škola "Libertas", Zagreb <i>Libertas Academy, Zagreb</i>	-	-	76	5	104	26	140	67	126	63
Visoka poslovna škola za turizam i management "Utilus", Zagreb <i>Business School Utilus, Zagreb</i>	-	-	-	-	-	-	8	8	10	8
Visoka poslovna škola Zagreb, Zagreb <i>Business School of Professional Higher Education Zagreb, Zagreb</i>	-	-	-	-	-	-	-	-	70	14
RRIF Visoka škola za financijski menadžment, Zagreb <i>RRIF School of Professional Higher Education for Financial Management, Zagreb</i>	-	-	-	-	-	-	-	-	6	3
Međunarodna diplomatska škola za poslovno upravljanje, Zagreb <i>International Graduate Business School, Zagreb</i>	-	-	-	-	-	-	18	18	12	10
Visoka policijska škola, Zagreb <i>Police School of Professional Education, Zagreb</i>	359	71	259	52	240	52	171	27	580	17
Visoko evanđeosko teološko učilište, Osijek <i>Evangelical Theological Seminary, Osijek</i>	40	22	30	11	-	-	38	20	-	-
<b>Fakulteti</b> <i>Faculties</i>	<b>13 081</b>	<b>8 825</b>	<b>14 253</b>	<b>9 621</b>	<b>16 208</b>	<b>10 747</b>	<b>20 389</b>	<b>15 012</b>	<b>24 527</b>	<b>19 159</b>
<b>Stručni studij</b> <i>Professional study</i>	<b>3 582</b>	<b>1 369</b>	<b>3 871</b>	<b>1 500</b>	<b>5 456</b>	<b>2 374</b>	<b>5 429</b>	<b>2 495</b>	<b>4 742</b>	<b>2 203</b>
Građevinski fakultet, Osijek <i>Faculty of Civil Engineering, Osijek</i>	11	9	21	14	36	25	43	23	33	21
Građevinski fakultet, Rijeka <i>Faculty of Civil Engineering, Rijeka</i>	33	21	14	6	30	26	49	35	58	39
Građevinski fakultet, Zagreb <i>Faculty of Civil Engineering, Zagreb</i>	27	27	8	8	-	-	-	-	-	-
Građevinsko-arhitektonski fakultet, Split <i>Faculty of Civil Engineering and Architecture, Split</i>	18	18	34	34	30	30	49	48	48	48
Geotehnički fakultet, Varaždin <i>Faculty of Geotechnical Engineering, Varaždin</i>	6	3	2	1	13	7	1	-	-	-
Grafički fakultet, Zagreb <i>Faculty of Graphic Arts, Zagreb</i>	13	8	16	8	-	-	-	-	-	-
Strojarski fakultet, Slavonski Brod <i>Faculty of Mechanical Engineering, Slavonski Brod</i>	11	3	8	6	13	7	10	4	28	13
Tehnički fakultet, Rijeka <i>Faculty of Engineering, Rijeka</i>	49	42	65	50	46	39	63	50	68	45
Fakultet elektrotehnike, strojarstva i brodogradnje, Split <i>Faculty of Electrical Engineering, Mechanical Engineering and Naval Architecture, Split</i>	58	58	75	75	91	91	73	73	91	91
Elektrotehnički fakultet, Osijek <i>Faculty of Electrical Engineering, Osijek</i>	29	29	62	59	60	59	85	79	80	70
Kemijsko-tehnološki fakultet, Split <i>Faculty of Chemistry and Technology, Split</i>	20	20	20	20	27	27	10	10	28	28
Tekstilno-tehnološki fakultet, Zagreb <i>Faculty of Textile Technology, Zagreb</i>	55	55	68	68	73	73	104	104	46	46
Pomorski fakultet, Rijeka <i>Faculty of Maritime Studies, Rijeka</i>	104	77	91	60	109	78	90	49	98	64

**1.1. STUDENTI KOJI SU DIPLOMIRALI PREMA NAZIVU I MJESTU VISOKOG UČILIŠTA TE NAČINU STUDIRANJA OD 2005. DO 2009.**
**STUDENTS WHO GRADUATED, BY NAME AND LOCATION OF INSTITUTION OF HIGHER EDUCATION AND MODE OF STUDY, 2005 – 2009**

 (nastavak)  
 (continued)

	2005.		2006.		2007.		2008.		2009.	
	ukupno Total	redoviti Full-time	ukupno Total	redoviti Full-time	ukupno Total	redoviti Full-time	ukupno Total	redoviti Full-time	ukupno Total	redoviti Full-time
Pomorski fakultet, Split <i>Faculty of Maritime Studies, Split</i>	166	71	166	66	159	61	222	99	132	66
Medicinski fakultet, Osijek <i>Faculty of Medicine, Osijek</i>	-	-	-	-	46	9	34	33	78	78
Medicinski fakultet, Rijeka <i>Faculty of Medicine, Rijeka</i>	128	86	113	72	125	88	132	103	106	78
Medicinski fakultet, Split <i>Faculty of Medicine, Split</i>	37	26	92	83	95	95	102	102	101	101
Poljoprivredni fakultet, Osijek <i>Faculty of Agriculture, Osijek</i>	17	13	52	13	38	16	53	20	56	35
Šumarski fakultet, Zagreb <i>Faculty of Forestry, Zagreb</i>	-	-	-	-	-	-	-	-	4	4
Ekonomski fakultet, Osijek <i>Faculty of Economics, Osijek</i>	92	18	183	53	297	73	395	96	299	70
Ekonomski fakultet, Rijeka <i>Faculty of Economics, Rijeka</i>	63	10	78	3	80	8	44	2	49	1
Ekonomski fakultet, Split <i>Faculty of Economics, Split</i>	206	111	280	117	318	89	374	124	549	167
Ekonomski fakultet, Zagreb <i>Faculty of Economics, zagreb</i>	597	152	598	137	491	115	499	168	319	105
Fakultet ekonomije i turizma, Pula <sup>4)</sup> <i>Faculty of Economics and Tourism, Pula<sup>4)</sup></i>	5	1	24	5	-	-	-	-	-	-
Fakultet za menadžment u turizmu i ugostiteljstvu, Opatija <i>Faculty of Tourism and Hospitality Management, Opatija</i>	189	54	194	46	147	33	171	61	243	53
Fakultet organizacije i informatike, Varaždin <i>Faculty of Organisation and Informatics, Varaždin</i>	112	21	79	21	111	19	110	13	89	9
Pravni fakultet, Osijek <i>Faculty of Law, Osijek</i>	26	6	37	28	49	34	62	30	92	31
Pravni fakultet, Rijeka <i>Faculty of Law, Rijeka</i>	-	-	-	-	-	-	3	2	19	11
Pravni fakultet, Split <i>Faculty of Law, Split</i>	64	27	68	17	85	26	102	20	211	43
Pravni fakultet, Zagreb <i>Faculty of Law, Zagreb</i>	20	18	-	-	-	-	-	-	-	-
Filozofski fakultet, Rijeka <i>Faculty of Philosophy, Rijeka</i>	-	-	5	2	1	1	1	-	1	1
Filozofski fakultet, Split <i>Faculty of Philosophy, Split</i>	-	-	81	50	82	49	64	46	78	67
Učiteljski fakultet, Osijek <sup>5)</sup> <i>Faculty of Teacher Education, Osijek<sup>5)</sup></i>	-	-	-	-	137	121	185	183	127	127
Učiteljski fakultet, Rijeka <sup>5)</sup> <i>Faculty of Teacher Education, Rijeka<sup>5)</sup></i>	-	-	-	-	112	81	154	106	23	23
Učiteljski fakultet, Zagreb <sup>5)</sup> <i>Faculty of Teacher Education, Zagreb<sup>5)</sup></i>	-	-	-	-	827	534	724	465	685	426
Kineziološki fakultet, Zagreb <i>Faculty of Kinesiology, Zagreb</i>	42	-	45	2	33	1	45	2	68	3
Sveučilišni studijski centar za stručne studije Split <sup>6)</sup> <i>University Department for Professional Courses of Study, Split<sup>6)</sup></i>	998	172	862	172	1 138	190	873	135	572	98
Stručni odjel Sveučilišta u Dubrovniku <i>Professional Department of the University of Dubrovnik</i>	208	83	227	71	277	81	269	62	68	11
Stručni odjeli Sveučilišta u Puli <sup>7)</sup> <i>Professional Department of the University of Pula<sup>7)</sup></i>	-	-	-	-	135	75	104	54	104	52
Stručni odjel Sveučilišta u Zadru <i>Professional Department of the University of Zadar</i>	134	95	158	94	132	103	106	78	73	62
Katolički bogoslovni fakultet, Zagreb – Institut za teološku kulturu <i>Catholic Theological Faculty, Zagreb – Institute for Theological Culture</i>	44	35	45	39	13	10	24	16	18	16

5) Do 2007. u Visokim školama

6) Do 2006. Odjel za stručne studije Sveučilišta u Splitu

7) Nastali 2007. spajanjem Visoke učiteljske škole, Pula, i Fakulteta ekonomije i turizma, Pula.

5) Until 2007, in Schools of higher education

6) Until 2006, the Department for Professional Studies of the University of Split

7) Established in 2007 by merging of the Teachers' School of Professional Higher Education, Pula and the Faculty of Economics and Tourism, Pula

**1.1. STUDENTI KOJI SU DIPLOMIRALI PREMA NAZIVU I MJESTU VISOKOG UČILIŠTA TE NAČINU STUDIRANJA OD 2005. DO 2009.**
**STUDENTS WHO GRADUATED, BY NAME AND LOCATION OF INSTITUTION OF HIGHER EDUCATION AND MODE OF STUDY, 2005 – 2009**

 (nastavak)  
 (continued)

	2005.		2006.		2007.		2008.		2009.	
	ukupno <i>Total</i>	redoviti <i>Full-time</i>	ukupno <i>Total</i>	redoviti <i>Full-time</i>	ukupno <i>Total</i>	redoviti <i>Full-time</i>	ukupno <i>Total</i>	redoviti <i>Full-time</i>	ukupno <i>Total</i>	redoviti <i>Full-time</i>
Sveučilišni studij <i>University study</i>	9 499	7 456	10 382	8 121	10 752	8 373	14 960	12 517	19 785	16 956
Prirodoslovno-matematički fakultet – Matematički odjel, Zagreb <i>Faculty of Science, Department of Mathematics, Zagreb</i>	97	97	85	85	122	122	296	296	373	373
Prirodoslovno-matematički fakultet, Zagreb <i>Faculty of Science, Zagreb</i>	296	296	370	370	357	357	497	497	666	666
Prirodoslovno-matematički fakultet, Split <i>Faculty of Science, Split</i>	-	-	-	-	-	-	77	77	124	124
Odjel za biologiju Sveučilišta u Osijeku <i>Biology Department of the University of Osijek</i>	-	-	23	23	38	38	49	49	49	49
Odjel za fiziku Sveučilišta u Osijeku <i>Physics Department of the University of Osijek</i>	-	-	-	-	14	14	13	13	31	31
Odjel za matematiku Sveučilišta u Osijeku <i>Mathematics Department of the University of Osijek</i>	34	34	38	38	66	66	70	70	70	70
Odjel za fiziku Sveučilišta u Rijeci <i>Physics Department of the University of Rijeka</i>	-	-	-	-	-	-	2	2	8	8
Odjel za informatiku Sveučilišta u Rijeci <i>Informatics Department of the University of Rijeka</i>	-	-	-	-	-	-	9	9	13	13
Odjel za matematiku Sveučilišta u Rijeci <i>Mathematics Department of the University of Rijeka</i>	-	-	-	-	-	-	2	2	8	8
Arhitektonski fakultet, Zagreb <i>Faculty of Architecture, Zagreb</i>	105	105	158	158	125	125	66	66	179	179
Građevinski fakultet, Osijek <i>Faculty of Civil Engineering, Osijek</i>	45	45	38	38	41	41	51	51	135	133
Građevinski fakultet, Rijeka <i>Faculty of Civil Engineering, Rijeka</i>	37	37	71	71	71	71	68	68	113	113
Građevinski fakultet, Zagreb <i>Faculty of Civil Engineering, Zagreb</i>	123	123	111	111	111	111	233	233	348	348
Građevinsko-arhitektonski fakultet, Split <i>Faculty of Civil Engineering and Architecture, Split</i>	28	28	59	59	39	39	65	65	73	73
Geodetski fakultet, Zagreb <i>Faculty of Geodesy, Zagreb</i>	60	56	63	59	46	40	119	107	177	166
Geotehnički fakultet, Varaždin <i>Faculty of Geotechnical Engineering, Varaždin</i>	31	31	26	26	25	25	38	38	47	47
Grafički fakultet, Zagreb <i>Faculty of Graphic Arts, Zagreb</i>	84	81	94	89	76	73	103	101	204	199
Strojarski fakultet, Slavonski Brod <i>Faculty of Mechanical Engineering, Slavonski Brod</i>	31	14	31	24	43	27	33	30	66	45
Fakultet strojarstva i brodogradnje, Zagreb <i>Faculty of Mechanical Engineering and Naval Architecture, Zagreb</i>	93	93	106	106	157	157	317	317	377	377
Tehnički fakultet, Rijeka <i>Faculty of Engineering, Rijeka</i>	59	59	81	81	88	88	139	139	198	197
Fakultet elektrotehnike, strojarstva i brodogradnje, Split <i>Faculty of Electrical Engineering, Mechanical Engineering and Naval Architecture, Split</i>	145	145	131	131	182	182	304	304	362	362
Elektrotehnički fakultet, Osijek <i>Faculty of Electrical Engineering, Osijek</i>	51	44	83	72	77	76	218	212	257	235
Fakultet elektrotehnike i računarstva, Zagreb <i>Faculty of Electrical Engineering and Computing, Zagreb</i>	413	413	466	466	456	456	875	875	1 137	1 137
Fakultet prometnih znanosti, Zagreb <i>Faculty of Transport and Traffic Engineering, Zagreb</i>	384	228	472	239	579	293	575	305	663	390
Rudarsko-geološko-naftni fakultet, Zagreb <i>Faculty of Mining, Geology and Petroleum Engineering, Zagreb</i>	48	48	56	56	50	50	59	59	94	94
Metalurški fakultet, Sisak <i>Faculty of Metallurgy, Sisak</i>	7	7	6	6	6	6	9	9	7	7
Fakultet kemijskog inženjerstva i tehnologije, Zagreb <i>Faculty of Chemical Engineering and Technology Zagreb</i>	41	41	62	62	55	55	106	106	143	143
Kemijsko-tehnološki fakultet, Split <i>Faculty of Chemistry and Technology, Split</i>	8	8	6	6	14	14	20	20	46	46
Tekstilno-tehnološki fakultet, Zagreb <i>Faculty of Textile Technology, Zagreb</i>	29	29	54	54	27	27	49	49	201	201
Pomorski fakultet, Rijeka <i>Faculty of Maritime Studies, Rijeka</i>	65	53	48	41	47	39	65	52	293	218
Pomorski fakultet, Split <i>Faculty of Maritime Studies, Split</i>	18	11	8	8	12	12	21	21	86	75
Sveučilišni studijski centar za studije mora, Split <sup>8)</sup> <i>University Department for Maritime Studies, Split<sup>8)</sup></i>	32	32	26	26	33	33	23	23	13	13

8) Do 2006. Odjel za studij mora i pomorstva, Split

8) Until 2006, Maritime Department, Split

**1.1. STUDENTI KOJI SU DIPLOMIRALI PREMA NAZIVU I MJESTU VISOKOG UČILIŠTA TE NAČINU STUDIRANJA OD 2005. DO 2009.**  
**STUDENTS WHO GRADUATED, BY NAME AND LOCATION OF INSTITUTION OF HIGHER EDUCATION AND MODE OF STUDY, 2005 – 2009**

(nastavak)  
 (continued)

	2005.		2006.		2007.		2008.		2009.	
	ukupno Total	redoviti Full-time	ukupno Total	redoviti Full-time	ukupno Total	redoviti Full-time	ukupno Total	redoviti Full-time	ukupno Total	redoviti Full-time
Medicinski fakultet, Osijek <i>Faculty of Medicine, Osijek</i>	19	19	65	65	50	50	44	44	56	56
Medicinski fakultet, Rijeka <i>Faculty of Medicine, Rijeka</i>	121	121	118	118	118	118	155	155	187	187
Medicinski fakultet, Split <i>Faculty of Medicine, Split</i>	35	35	46	46	51	51	40	40	45	45
Medicinski fakultet, Zagreb <i>Faculty of Medicine, Zagreb</i>	253	253	222	222	248	248	233	233	219	219
Stomatološki fakultet, Zagreb <i>Faculty of Dental Medicine, Zagreb</i>	103	103	71	71	99	99	113	113	95	95
Farmaceutsko-biokemijski fakultet, Zagreb <i>Faculty of Pharmacy and Biochemistry, Zagreb</i>	144	144	162	162	123	123	124	124	160	160
Veterinarski fakultet, Zagreb <i>Faculty of Veterinary Medicine, Zagreb</i>	91	91	110	110	92	92	119	119	81	81
Prehrambeno-tehnološki fakultet, Osijek <i>Faculty of Food Technology, Osijek</i>	42	42	39	39	53	53	82	82	100	100
Prehrambeno-biotehnološki fakultet, Zagreb <i>Faculty of Food Technology and Biotechnology, Zagreb</i>	139	139	137	137	160	160	149	149	129	129
Poljoprivredni fakultet, Osijek <i>Faculty of Agriculture, Osijek</i>	66	54	55	40	55	45	105	89	115	108
Međusveučilišni studij mediteranske poljoprivrede, Split <i>Interuniversity Study of Mediterranean Agriculture, Split</i>	-	-	-	-	-	-	-	-	15	15
Agronomski fakultet, Zagreb <i>Faculty of Agriculture, Zagreb</i>	138	138	195	195	226	226	308	308	299	299
Šumarski fakultet, Zagreb <i>Faculty of Forestry, Zagreb</i>	126	126	95	95	117	117	94	94	121	121
Ekonomski fakultet, Osijek <i>Faculty of Economics, Osijek</i>	396	200	379	185	316	186	576	394	663	469
Ekonomski fakultet, Rijeka <i>Faculty of Economics, Rijeka</i>	239	169	332	202	345	219	349	209	945	646
Ekonomski fakultet, Split <i>Faculty of Economics, Split</i>	143	75	290	183	260	120	558	399	666	539
Ekonomski fakultet, Zagreb <i>Faculty of Economics, Zagreb</i>	1 016	667	975	629	1 002	656	1 231	889	1 875	1 490
Fakultet ekonomije i turizma, Pula <sup>9)</sup> <i>Faculty of Economics and Tourism, Pula<sup>9)</sup></i>	80	54	96	65	-	-	-	-	-	-
Fakultet za menadžment u turizmu i ugostiteljstvu, Opatija <i>Faculty of Tourism and Hospitality Management, Opatija</i>	419	184	375	129	397	163	470	195	842	469
Fakultet organizacije i informatike, Varaždin <i>Faculty of Organisation and Informatics, Varaždin</i>	81	51	102	51	100	68	214	163	250	199
Pravni fakultet, Osijek <i>Faculty of Law, Osijek</i>	209	96	264	82	263	78	276	90	287	100
Pravni fakultet, Rijeka <i>Faculty of Law, Rijeka</i>	145	101	128	91	140	95	146	92	149	106
Pravni fakultet, Split <i>Faculty of Law, Split</i>	217	86	226	109	221	73	169	53	156	59
Pravni fakultet, Zagreb <i>Faculty of Law, Zagreb</i>	567	303	534	277	619	304	577	277	630	301
Fakultet političkih znanosti, Zagreb <i>Faculty of Political Sciences, Zagreb</i>	256	167	332	219	345	201	429	298	608	468
Filozofski fakultet, Osijek <i>Faculty of Philosophy, Osijek</i>	169	122	169	150	150	141	443	437	495	495
Filozofski fakultet, Pula <sup>9)</sup> <i>Faculty of Philosophy, Pula<sup>9)</sup></i>	54	40	48	44	-	-	-	-	-	-
Filozofski fakultet, Rijeka <i>Faculty of Philosophy, Rijeka</i>	151	151	157	157	194	194	332	332	392	390
Filozofski fakultet, Split <sup>10)</sup> <i>Faculty of Philosophy, Split<sup>10)</sup></i>	-	-	100	96	126	103	192	166	289	287
Filozofski fakultet, Zagreb <i>Faculty of Humanities and Social Sciences, Zagreb</i>	523	498	586	552	497	468	1 162	1 113	1 252	1 217
Hrvatski studiji, Zagreb <i>Croatian Studies, Zagreb</i>	212	212	206	206	201	201	205	205	427	427
Kineziološki fakultet, Split <i>Faculty of Kinesiology, Split</i>	-	-	-	-	-	-	141	141	119	118
Kineziološki fakultet, Zagreb <i>Faculty of Kinesiology, Zagreb</i>	133	133	123	123	124	124	134	134	190	185

9) Od 2007. Sveučilišni odjeli Sveučilišta u Puli

10) Nastao 2005. spajanjem Visoke učiteljske škole, Split i Odjela za humanističke znanosti Sveučilišta, Split.

9) Since 2007, Professional Departments of the University of Pula

10) Established in 2005 by merging of the Teachers' School of Professional Higher Education, Split and the Department for Humanities of the University of Split

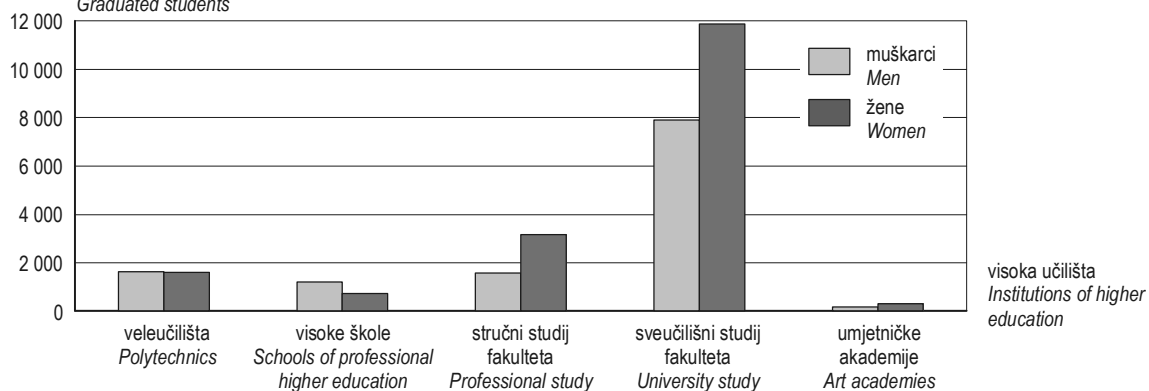
**1.1. STUDENTI KOJI SU DIPLOMIRALI PREMA NAZIVU I MJESTU VISOKOG UČILIŠTA TE NAČINU STUDIRANJA OD 2005. DO 2009.**  
**STUDENTS WHO GRADUATED, BY NAME AND LOCATION OF INSTITUTION OF HIGHER EDUCATION AND MODE OF STUDY, 2005 – 2009**

(nastavak)  
 (continued)

	2005.		2006.		2007.		2008.		2009.	
	ukupno Total	redoviti Full-time	ukupno Total	redoviti Full-time	ukupno Total	redoviti Full-time	ukupno Total	redoviti Full-time	ukupno Total	redoviti Full-time
Fakultet prirodoslovno-matematičkih znanosti i kineziologije, Split <sup>11)</sup> Faculty of Natural Sciences, Mathematics and Kinesiology, Split <sup>11)</sup>	73	73	72	72	101	101	-	-	-	-
Sveučilišni odjeli Sveučilišta u Dubrovniku University Department of the University of Dubrovnik	171	107	151	96	191	127	305	266	246	203
Sveučilišni odjeli Sveučilišta u Puli <sup>12)</sup> University Departments of the University of Pula <sup>12)</sup>	-	-	-	-	176	133	180	156	271	243
Sveučilišni odjeli Sveučilišta u Zadru University Departments of the University of Zadar	276	257	328	312	299	277	288	269	348	334
Edukacijsko-rehabilitacijski fakultet, Zagreb Faculty of Special Education and Rehabilitation, Zagreb	114	89	128	111	106	103	211	208	256	212
Katolički bogoslovni fakultet, Đakovo Catholic Theological Faculty, Đakovo	24	24	-	-	27	27	23	23	25	25
Katolički bogoslovni fakultet, Split Catholic Theological Faculty, Split	20	20	28	28	18	18	32	32	55	55
Katolički bogoslovni fakultet, Zagreb, i studiji Catholic Theological Faculty, Zagreb	86	86	69	69	90	90	74	74	72	72
Instituti Katoličkog bogoslovnog fakulteta, Zagreb Institutes of Catholic Theological Faculty, Zagreb	39	29	54	40	44	36	41	37	46	46
Filozofski fakultet Družbe Isusove, Zagreb Faculty of Philosophy of the Society of Jesus, Zagreb	38	32	36	31	45	42	45	38	39	37
Filozofsko-teološki institut Družbe Isusove, Zagreb Institute of Philosophy of the society of Jesus, Zagreb,	6	6	5	5	6	6	10	10	9	9
Teološki fakultet Maruševec – adventistički Faculty of Theology, Maruševec – Adventist	1	1	2	2	-	-	10	2	-	-
Umjetničke akademije Art academies	233	233	265	265	288	288	366	366	466	466
Muzička akademija, Zagreb Academy of Music, Zagreb	122	122	99	99	106	106	108	108	125	125
Akademija likovnih umjetnosti, Zagreb Academy of Fine Arts, Zagreb	26	26	50	50	60	60	81	81	100	100
Umjetnička akademija, Osijek Academy of Arts, Osijek	7	7	15	15	14	14	24	24	22	22
Umjetnička akademija, Split Arts Academy, Split	59	59	59	59	39	39	79	79	99	99
Akademija dramske umjetnosti, Zagreb Academy of Dramatic Arts, Zagreb	19	19	24	24	22	22	50	50	32	32
Akademija primijenjenih umjetnosti, Rijeka Academy of Applied Arts, Rijeka	-	-	18	18	47	47	24	24	88	88

**G-5. STUDENTI KOJI SU DIPLOMIRALI PREMA SKUPINAMA VISOKIH UČILIŠTA I SPOLU U 2009.**  
**STUDENTS WHO GRADUATED, BY GROUPS OF INSTITUTIONS OF HIGHER EDUCATION AND SEX, 2009**

studenti koji su diplomirali  
 Graduated students



11) Do 2006. Fakultet prirodoslovno-matematičkih znanosti i studija odgojnih područja, Split  
 12) Nastali 2007. spajanjem Fakulteta ekonomije i turizma, Pula, i Filozofskog fakulteta, Pula.

11) Until 2006, Faculty of Natural Sciences and Mathematics and Educational Fields Studies, Split  
 12) Established in 2007 by merging of the Faculty of Economics and Tourism, Pula and the Faculty of Philosophy, Pula

**1.2. STUDENTI KOJI SU DIPLOMIRALI PREMA NAZIVU I MJESTU VISOKOG UČILIŠTA TE NAČINU STUDIRANJA I SPOLU U 2009.**  
**STUDENTS WHO GRADUATED, BY NAME AND LOCATION OF INSTITUTION OF HIGHER EDUCATION, MODE OF STUDY AND SEX, 2009**

	Ukupno <i>Total</i>			Način studiranja <i>Mode of study</i>			
	svega <i>Total</i>	muškarci <i>Men</i>	žene <i>Women</i>	redoviti <i>Full-time</i>			izvanredni <i>Part-time</i>
				svega <i>Total</i>	uz subvenciju troškova školarine <i>Subsidised tuition fees</i>	sami plaćaju školarinu <i>Self-financing tuition fees</i>	
Visoka učilišta <i>Institutions of higher education</i>	30 156	12 475	17 681	22 280	14 679	7 601	7 876
Veleučilišta <i>Polytechnics</i>	3 226	1 636	1 590	1 989	1 060	929	1 237
Veleučilište Nikola Tesla u Gospiću <i>Polytechnic Nikola Tesla in Gospić</i>	23	4	19	10	9	1	13
Veleučilište u Karlovcu <i>Polytechnic in Karlovac</i>	223	136	87	116	90	26	107
Veleučilište u Kninu <i>Polytechnic in Knin</i>	41	12	29	33	29	4	8
Veleučilište u Požezi <i>Polytechnic in Požega</i>	230	55	175	132	73	59	98
Veleučilište u Rijeci <i>Polytechnic in Rijeka</i>	300	117	183	99	60	39	201
Veleučilište u Slavonskom Brodu <i>Polytechnic in Slavonski Brod</i>	43	13	30	28	25	3	15
Veleučilište u Šibeniku <i>Polytechnic in Šibenik</i>	202	73	129	99	72	27	103
Veleučilište u Varaždinu <i>Polytechnic in Varaždin</i>	59	51	8	46	29	17	13
Veleučilište u Velikoj Gorici <i>Polytechnic in Velika Gorica</i>	120	106	14	50	-	50	70
Veleučilište u Vukovaru <i>Polytechnic in Vukovar</i>	63	22	41	61	49	12	2
Veleučilište Vern, Zagreb <i>Polytechnic Vern, Zagreb</i>	230	105	125	207	-	207	23
Društveno veleučilište, Zagreb <i>Social Polytechnics, Zagreb</i>	272	75	197	98	46	52	174
Tehničko veleučilište, Zagreb <i>Technical Polytechnic, Zagreb</i>	816	729	87	566	303	263	250
Zdravstveno veleučilište, Zagreb <i>Health Service Polytechnic, Zagreb</i>	604	138	466	444	275	169	160
Visoke škole <i>Schools of professional higher education</i>	1 937	1 202	735	666	57	609	1 271
Visoka tehnička škola, Pula <i>Technical School of Professional Higher Education, Pula</i>	48	42	6	17	-	17	31
Visoka škola za sigurnost, Zagreb <i>School of Professional Higher Education in Safety, Zagreb</i>	272	230	42	21	1	20	251
Visoko gospodarsko učilište, Križevci <i>School of Professional Higher Education in Agriculture, Križevci</i>	71	51	20	50	36	14	21
Američka visoka škola za management, Dubrovnik <i>American College of Management, Dubrovnik</i>	94	39	55	94	1	93	-
Zagrebačka škola za menadžment, Zagreb <i>Zagreb School of Management, Zagreb</i>	90	29	61	45	-	45	45
Visoka škola za poslovanje i upravljanje, Zaprešić <i>School of Professional Higher Education for Business and Management, Zaprešić</i>	335	119	216	120	-	120	215
Zagrebačka škola ekonomije i managementa, Zagreb <i>Zagreb School of Economics and Management, Zagreb</i>	193	104	89	174	-	174	19
Visoka škola tržišnih komunikacija "Agora", Zagreb <i>College of Market Communications Agora, Zagreb</i>	30	18	12	30	1	29	-
Visoka poslovna škola "Libertas", Zagreb <i>Libertas Academy, Zagreb</i>	126	59	67	63	1	62	63
Visoka poslovna škola za turizam i management "Utilus", Zagreb <i>Business School Utilus, Zagreb</i>	10	2	8	8	-	8	2
Visoka poslovna škola Zagreb, Zagreb <i>Business School of Professional Higher Education Zagreb, Zagreb</i>	70	24	46	14	-	14	56
RRiF Visoka škola za financijski menadžment, Zagreb <i>RRiF School of Professional Higher Education for Financial Management, Zagreb</i>	6	3	3	3	-	3	3
Međunarodna diplomatska škola za poslovno upravljanje, Zagreb <i>International Graduate Business School, Zagreb</i>	12	10	2	10	-	10	2
Visoka policijska škola, Zagreb <i>Police School of Professional Education, Zagreb</i>	580	472	108	17	17	-	563

**1.2. STUDENTI KOJI SU DIPLOMIRALI PREMA NAZIVU I MJESTU VISOKOG UČILIŠTA TE NAČINU STUDIRANJA I SPOLU U 2009.**  
**STUDENTS WHO GRADUATED, BY NAME AND LOCATION OF INSTITUTION OF HIGHER EDUCATION, MODE OF STUDY AND SEX, 2009**

(nastavak)  
(continued)

	Ukupno Total			Način studiranja Mode of study			
	svoga Total	muškarci Men	žene Women	redoviti Full-time			izvanredni Part-time
				svoga Total	uz subvenciju troškova školarine Subsidised tuition fees	sami plaćaju školarinu Self-financing tuition fees	
Fakulteti Faculties	24 527	9 473	15 054	19 159	13 184	5 975	5 368
Stručni studij Professional study	4 742	1 573	3 169	2 203	1 228	975	2 539
Građevinski fakultet, Osijek Faculty of Civil Engineering, Osijek	33	22	11	21	16	5	12
Građevinski fakultet, Rijeka Faculty of Civil Engineering, Rijeka	58	43	15	39	29	10	19
Građevinsko-arhitektonski fakultet, Split Faculty of Civil Engineering and Architecture, Split	48	38	10	48	14	34	-
Strojarski fakultet, Slavonski Brod Faculty of Mechanical Engineering, Slavonski Brod	28	20	8	13	13	-	15
Tehnički fakultet, Rijeka Faculty of Engineering, Rijeka	68	63	5	45	39	6	23
Fakultet elektrotehnike, strojarstva i brodogradnje, Split Faculty of Electrical Engineering, Mechanical Engineering and Naval Architecture, Split	91	88	3	91	41	50	-
Elektrotehnički fakultet, Osijek Faculty of Electrical Engineering, Osijek	80	80	-	70	44	26	10
Kemijsko-tehnološki fakultet, Split Faculty of Chemistry and Technology, Split	28	5	23	28	19	9	-
Tekstilno-tehnološki fakultet, Zagreb Faculty of Textile Technology, Zagreb	46	7	39	46	38	8	-
Pomorski fakultet, Rijeka Faculty of Maritime Studies, Rijeka	98	89	9	64	46	18	34
Pomorski fakultet, Split Faculty of Maritime Studies, Split	132	108	24	66	39	27	66
Medicinski fakultet, Osijek Faculty of Medicine, Osijek	78	15	63	78	43	35	-
Medicinski fakultet, Rijeka Faculty of Medicine, Rijeka	106	18	88	78	59	19	28
Medicinski fakultet, Split Faculty of Medicine, Split	101	15	86	101	39	62	-
Poljoprivredni fakultet, Osijek Faculty of Agriculture, Osijek	56	31	25	35	35	-	21
Šumarski fakultet, Zagreb Faculty of Forestry, Zagreb	4	4	-	4	4	-	-
Ekonomski fakultet, Osijek Faculty of Economics, Osijek	299	62	237	70	39	31	229
Ekonomski fakultet, Rijeka Faculty of Economics, Rijeka	49	20	29	1	1	-	48
Ekonomski fakultet, Split Faculty of Economics, Split	549	140	409	167	-	167	382
Ekonomski fakultet, Zagreb Faculty of Economics, zagreb	319	83	236	105	35	70	214
Fakultet za menadžment u turizmu i ugostiteljstvu, Opatija Faculty of Tourism and Hospitality Management, Opatija	243	100	143	53	37	16	190
Fakultet organizacije i informatike, Varaždin Faculty of Organisation and Informatics, Varaždin	89	57	32	9	1	8	80
Pravni fakultet, Osijek Faculty of Law, Osijek	92	20	72	31	19	12	61
Pravni fakultet, Rijeka Faculty of Law, Rijeka	19	7	12	11	8	3	8
Pravni fakultet, Split Faculty of Law, Split	211	71	140	43	32	11	168
Filozofski fakultet, Rijeka Faculty of Philosophy, Rijeka	1	-	1	1	1	-	-
Filozofski fakultet, Split Faculty of Philosophy, Split	78	-	78	67	47	20	11
Učiteljski fakultet, Osijek Faculty of Teacher Education, Osijek	127	4	123	127	69	58	-
Učiteljski fakultet, Rijeka Faculty of Teacher Education, Rijeka	23	3	20	23	18	5	-
Učiteljski fakultet, Zagreb Faculty of Teacher Education, Zagreb	685	41	644	426	282	144	259

**1.2. STUDENTI KOJI SU DIPLOMIRALI PREMA NAZIVU I MJESTU VISOKOG UČILIŠTA TE NAČINU STUDIRANJA I SPOLU U 2009.**  
**STUDENTS WHO GRADUATED, BY NAME AND LOCATION OF INSTITUTION OF HIGHER EDUCATION, MODE OF STUDY AND SEX, 2009**

(nastavak)  
(continued)

	Ukupno Total			Način studiranja Mode of study			
	svoga Total	muškarci Men	žene Women	redoviti Full-time			izvanredni Part-time
				svoga Total	uz subvenciju troškova školarine Subsidised tuition fees	sami plaćaju školarinu Self-financing tuition fees	
Kineziološki fakultet, Zagreb <i>Faculty of Kinesiology, Zagreb</i>	68	56	12	3	-	3	65
Sveučilišni studijski centar za stručne studije, Split <i>University Department for Professional Courses of Study, Split</i>	572	220	352	98	32	66	474
Stručni odjeli Sveučilišta u Dubrovniku <i>Professional Department of the University of Dubrovnik</i>	68	31	37	11	8	3	57
Stručni odjeli Sveučilišta u Puli <i>Professional Departments of the University of Pula</i>	104	4	100	52	34	18	52
Stručni odjeli Sveučilišta u Zadru <i>Professional Department of the University of Zadar</i>	73	5	68	62	32	30	11
Katolički bogoslovni fakultet, Zagreb – Institut za teološku kulturu <i>Catholic Theological Faculty, Zagreb – Institute for Theological Culture</i>	18	3	15	16	15	1	2
Sveučilišni studij <i>University study</i>	19 785	7 900	11 885	16 956	11 956	5 000	2 829
Prirodoslovno-matematički fakultet – Matematički odjel, Zagreb <i>Faculty of Science, Department of Mathematics, Zagreb</i>	373	117	256	373	350	23	-
Prirodoslovno-matematički fakultet, Zagreb <i>Faculty of Science, Zagreb</i>	666	215	451	666	608	58	-
Prirodoslovno-matematički fakultet, Split <i>Faculty of Science, Split</i>	124	31	93	124	120	4	-
Odjel za biologiju Sveučilišta u Osijeku <i>Biology Department of the University of Osijek</i>	49	9	40	49	43	6	-
Odjel za fiziku Sveučilišta u Osijeku <i>Physics Department of the University of Osijek</i>	31	12	19	31	20	11	-
Odjel za matematiku Sveučilišta u Osijeku <i>Mathematics Department of the University of Osijek</i>	70	21	49	70	46	24	-
Odjel za fiziku Sveučilišta u Rijeci <i>Physics Department of the University of Rijeka</i>	8	-	8	8	8	-	-
Odjel za informatiku Sveučilišta u Rijeci <i>Informatics Department of the University of Rijeka</i>	13	7	6	13	13	-	-
Odjel za matematiku Sveučilišta u Rijeci <i>Mathematics Department of the University of Rijeka</i>	8	1	7	8	8	-	-
Arhitektonski fakultet, Zagreb <i>Faculty of Architecture, Zagreb</i>	179	73	106	179	159	20	-
Građevinski fakultet, Osijek <i>Faculty of Civil Engineering, Osijek</i>	135	84	51	133	101	32	2
Građevinski fakultet, Rijeka <i>Faculty of Civil Engineering, Rijeka</i>	113	62	51	113	97	16	-
Građevinski fakultet, Zagreb <i>Faculty of Civil Engineering, Zagreb</i>	348	245	103	348	220	128	-
Građevinsko-arhitektonski fakultet, Split <i>Faculty of Civil Engineering and Architecture, Split</i>	73	43	30	73	58	15	-
Geodetski fakultet, Zagreb <i>Faculty of Geodesy, Zagreb</i>	177	96	81	166	148	18	11
Geotehnički fakultet, Varaždin <i>Faculty of Geotechnical Engineering, Varaždin</i>	47	31	16	47	47	-	-
Grafički fakultet, Zagreb <i>Faculty of Graphic Arts, Zagreb</i>	204	66	138	199	174	25	5
Strojarski fakultet, Slavonski Brod <i>Faculty of Mechanical Engineering, Slavonski Brod</i>	66	58	8	45	45	-	21
Fakultet strojarstva i brodogradnje, Zagreb <i>Faculty of Mechanical Engineering and Naval Architecture, Zagreb</i>	377	339	38	377	360	17	-
Tehnički fakultet, Rijeka <i>Faculty of Engineering, Rijeka</i>	198	177	21	197	168	29	1
Fakultet elektrotehnike, strojarstva i brodogradnje, Split <i>Faculty of Electrical Engineering, Mechanical Engineering and Naval Architecture, Split</i>	362	272	90	362	295	67	-
Elektrotehnički fakultet, Osijek <i>Faculty of Electrical Engineering, Osijek</i>	257	236	21	235	215	20	22
Fakultet elektrotehnike i računarstva, Zagreb <i>Faculty of Electrical Engineering and Computing, Zagreb</i>	1 137	935	202	1 137	823	314	-

**1.2. STUDENTI KOJI SU DIPLOMIRALI PREMA NAZIVU I MJESTU VISOKOG UČILIŠTA TE NAČINU STUDIRANJA I SPOLU U 2009.**  
**STUDENTS WHO GRADUATED, BY NAME AND LOCATION OF INSTITUTION OF HIGHER EDUCATION, MODE OF STUDY AND SEX, 2009**

(nastavak)  
 (continued)

	Ukupno Total			Način studiranja Mode of study			
	svoga Total	muškarci Men	žene Women	redoviti Full-time			izvanredni Part-time
				svoga Total	uz subvenciju troškova školarine Subsidised tuition fees	sami plaćaju školarinu Self-financing tuition fees	
Fakultet prometnih znanosti, Zagreb <i>Faculty of Transport and Traffic Engineering, Zagreb</i>	663	502	161	390	232	158	273
Rudarsko-geološko-naftni fakultet, Zagreb <i>Faculty of Mining, Geology and Petroleum Engineering, Zagreb</i>	94	76	18	94	90	4	-
Metalurški fakultet, Sisak <i>Faculty of Metallurgy, Sisak</i>	7	4	3	7	7	-	-
Fakultet kemijskog inženjerstva i tehnologije, Zagreb <i>Faculty of Chemical Engineering and Technology, Zagreb</i>	143	35	108	143	120	23	-
Kemijsko-tehnološki fakultet, Split <i>Faculty of Chemistry and Technology, Split</i>	46	7	39	46	42	4	-
Tekstilno-tehnološki fakultet, Zagreb <i>Faculty of Textile Technology, Zagreb</i>	201	11	190	201	176	25	-
Pomorski fakultet, Rijeka <i>Faculty of Maritime Studies, Rijeka</i>	293	205	88	218	180	38	75
Pomorski fakultet, Split <i>Faculty of Maritime Studies, Split</i>	86	64	22	75	67	8	11
Sveučilišni studijski centar za studije mora, Split <i>University Department for Maritime Studies, Split</i>	13	4	9	13	13	-	-
Medicinski fakultet, Osijek <i>Faculty of Medicine, Osijek</i>	56	24	32	56	43	13	-
Medicinski fakultet, Rijeka <i>Faculty of Medicine, Rijeka</i>	187	60	127	187	125	62	-
Medicinski fakultet, Split <i>Faculty of Medicine, Split</i>	45	16	29	45	37	8	-
Medicinski fakultet, Zagreb <i>Faculty of Medicine, Zagreb</i>	219	78	141	219	175	44	-
Stomatološki fakultet, Zagreb <i>Faculty of Dental Medicine, Zagreb</i>	95	29	66	95	49	46	-
Farmaceutsko-biokemijski fakultet, Zagreb <i>Faculty of Pharmacy and Biochemistry, Zagreb</i>	160	32	128	160	111	49	-
Veterinarski fakultet, Zagreb <i>Faculty of Veterinary Medicine, Zagreb</i>	81	43	38	81	47	34	-
Prehrambeno-tehnološki fakultet, Osijek <i>Faculty of Food Technology, Osijek</i>	100	15	85	100	100	-	-
Prehrambeno-biotehnološki fakultet, Zagreb <i>Faculty of Food Technology and Biotechnology, Zagreb</i>	129	23	106	129	112	17	-
Poljoprivredni fakultet, Osijek <i>Faculty of Agriculture, Osijek</i>	115	59	56	108	101	7	7
Međusveučilišni studij mediteranske poljoprivrede, Split <i>Interuniversity Study of Mediterranean Agriculture, Split</i>	15	4	11	15	13	2	-
Agronomski fakultet, Zagreb <i>Faculty of Agriculture, Zagreb</i>	299	104	195	299	270	29	-
Šumarski fakultet, Zagreb <i>Faculty of Forestry, Zagreb</i>	121	85	36	121	100	21	-
Ekonomski fakultet, Osijek <i>Faculty of Economics, Osijek</i>	663	227	436	469	231	238	194
Ekonomski fakultet, Rijeka <i>Faculty of Economics, Rijeka</i>	945	237	708	646	305	341	299
Ekonomski fakultet, Split <i>Faculty of Economics, Split</i>	666	220	446	539	194	345	127
Ekonomski fakultet, Zagreb <i>Faculty of Economics, Zagreb</i>	1 875	578	1 297	1 490	682	808	385
Fakultet za menadžment u turizmu i ugostiteljstvu, Opatija <i>Faculty of Tourism and Hospitality Management, Opatija</i>	842	208	634	469	200	269	373
Fakultet organizacije i informatike, Varaždin <i>Faculty of Organisation and Informatics, Varaždin</i>	250	193	57	199	153	46	51
Pravni fakultet, Osijek <i>Faculty of Law, Osijek</i>	287	88	199	100	75	25	187
Pravni fakultet, Rijeka <i>Faculty of Law, Rijeka</i>	149	47	102	106	72	34	43
Pravni fakultet, Split <i>Faculty of Law, Split</i>	156	64	92	59	41	18	97
Pravni fakultet, Zagreb <i>Faculty of Law, Zagreb</i>	630	171	459	301	212	89	329
Fakultet političkih znanosti, Zagreb <i>Faculty of Political Sciences, Zagreb</i>	608	176	432	468	196	272	140
Filozofski fakultet, Osijek <i>Faculty of Philosophy, Osijek</i>	495	94	401	495	351	144	-

**1.2. STUDENTI KOJI SU DIPLOMIRALI PREMA NAZIVU I MJESTU VISOKOG UČILIŠTA TE NAČINU STUDIRANJA I SPOLU U 2009.**
**STUDENTS WHO GRADUATED, BY NAME AND LOCATION OF INSTITUTION OF HIGHER EDUCATION, MODE OF STUDY AND SEX, 2009**

(nastavak)

(continued)

	Ukupno Total			Način studiranja Mode of study			
	svoga Total	muškarci Men	žene Women	redoviti Full-time			izvanredni Part-time
				svoga Total	uz subvenciju troškova školarine Subsidised tuition fees	sami plaćaju školarinu Self-financing tuition fees	
Filozofski fakultet, Rijeka <i>Faculty of Philosophy, Rijeka</i>	392	62	330	390	315	75	2
Filozofski fakultet, Split <i>Faculty of Philosophy, Split</i>	289	30	259	287	199	88	2
Filozofski fakultet, Zagreb <i>Faculty of Humanities and Social Sciences, Zagreb</i>	1 252	243	1 009	1 217	850	367	35
Hrvatski studiji, Zagreb <i>Croatian Studies, Zagreb</i>	427	87	340	427	355	72	-
Kineziološki fakultet, Split <i>Faculty of Kinesiology, Split</i>	119	86	33	118	81	37	1
Kineziološki fakultet, Zagreb <i>Faculty of Kinesiology, Zagreb</i>	190	113	77	185	124	61	5
Sveučilišni odjeli Sveučilišta u Dubrovniku <i>University Departments of the University of Dubrovnik</i>	246	107	139	203	161	42	43
Sveučilišni odjeli Sveučilišta u Puli <i>Professional Departments of the University of Pula</i>	271	66	205	243	203	40	28
Sveučilišni odjeli Sveučilišta u Zadru <i>University Departments of the University of Zadar</i>	348	66	282	334	255	79	14
Edukacijsko-rehabilitacijski fakultet, Zagreb <i>Faculty of Special Education and Rehabilitation, Zagreb</i>	256	18	238	212	149	63	44
Katolički bogoslovni fakultet, Đakovo <i>Catholic Theological Faculty, Đakovo</i>	25	10	15	25	25	-	-
Katolički bogoslovni fakultet, Split <i>Catholic Theological Faculty, Split</i>	55	21	34	55	51	4	-
Katolički bogoslovni fakultet, Zagreb, i studiji <i>Catholic Theological Faculty, Zagreb</i>	72	49	23	72	71	1	-
Instituti Katoličkoga bogoslovog fakulteta, Zagreb <i>Institutes of Catholic Theological Faculty, Zagreb</i>	46	5	41	46	43	3	-
Filozofski fakultet Družbe Isusove, Zagreb <i>Faculty of Philosophy of the Society of Jesus, Zagreb</i>	39	15	24	37	25	12	2
Filozofsko-teološki institut Družbe Isusove, Zagreb <i>Institute of Philosophy and Theology of the Society of Jesus, Zagreb</i>	9	9	-	9	1	8	-
Umjetničke akademije <i>Art academies</i>	466	164	302	466	378	88	-
Muzička akademija, Zagreb <i>Academy of Music, Zagreb</i>	125	53	72	125	89	36	-
Akademija likovnih umjetnosti, Zagreb <i>Academy of Fine Arts, Zagreb</i>	100	31	69	100	84	16	-
Umjetnička akademija, Osijek <i>Academy of Arts, Osijek</i>	22	8	14	22	20	2	-
Umjetnička akademija, Split <i>Arts Academy, Split</i>	99	39	60	99	86	13	-
Akademija dramske umjetnosti, Zagreb <i>Academy of Dramatic Arts, Zagreb</i>	32	15	17	32	31	1	-
Akademija primijenjene umjetnosti, Rijeka <i>Academy of Applied Arts, Rijeka</i>	88	18	70	88	68	20	-

1.3. STUDENTI KOJI SU DIPLOMIRALI PREMA SVEUČILIŠTIMA, VRSTAMA VISOKIH UČILIŠTA, NAZIVU VISOKOG UČILIŠTA TE NAČINU STUDIRANJA I SPOLU U 2009.

STUDENTS WHO GRADUATED BY UNIVERSITIES, TYPES OF INSTITUTIONS OF HIGHER EDUCATION, NAME OF INSTITUTION OF HIGHER EDUCATION, MODE OF STUDY AND SEX, 2009

	Ukupno Total	Muškarci Men	Žene Women	Način studiranja Mode of study			
				redoviti Full-time			izvanredni Part-time
				ukupno Total	uz subvenciju troškova školarinu Subsidised tuition fees	sami plaćaju školarinu Self-financing tuition fees	
Visoka učilišta Institutions of higher education	30 156	12 475	17 681	22 280	14 679	7 601	7 876
U sustavu sveučilišta Within university system	24 984	9 628	15 356	19 616	13 561	6 055	5 368
Sveučilište Dubrovnik University of Dubrovnik	314	138	176	214	169	45	100
Fakulteti Faculties	314	138	176	214	169	45	100
Stručni studij Professional study	68	31	37	11	8	3	57
Stručni odjeli sveučilišta u Dubrovniku Professional Department of the University of Dubrovnik	68	31	37	11	8	3	57
Sveučilišni studij University study	246	107	139	203	161	42	43
Sveučilišni odjeli sveučilišta u Dubrovniku University Departments of the University of Dubrovnik	246	107	139	203	161	42	43
Sveučilište Osijek University of Osijek	3 164	1 199	1 965	2 383	1 694	689	781
Fakulteti Faculties	3 142	1 191	1 951	2 361	1 674	687	781
Stručni studij Professional study	793	254	539	445	278	167	348
Građevinski fakultet, Osijek Faculty of Civil Engineering, Osijek	33	22	11	21	16	5	12
Strojarski fakultet, Slavonski Brod Faculty of Mechanical Engineering, Slavonski Brod	28	20	8	13	13	-	15
Elektrotehnički fakultet, Osijek Faculty of Electrical Engineering, Osijek	80	80	-	70	44	26	10
Medicinski fakultet, Osijek Faculty of Medicine, Osijek	78	15	63	78	43	35	-
Poljoprivredni fakultet, Osijek Faculty of Agriculture, Osijek	56	31	25	35	35	-	21
Ekonomski fakultet, Osijek Faculty of Economics, Osijek	299	62	237	70	39	31	229
Pravni fakultet, Osijek Faculty of Law, Osijek	92	20	72	31	19	12	61
Učiteljski fakultet, Osijek Faculty of Teacher Education, Osijek	127	4	123	127	69	58	-
Sveučilišni studij University study	2 349	937	1 412	1 916	1 396	520	433
Građevinski fakultet, Osijek Faculty of Civil Engineering, Osijek	135	84	51	133	101	32	2
Strojarski fakultet, Slavonski Brod Faculty of Mechanical Engineering, Slavonski Brod	66	58	8	45	45	-	21
Elektrotehnički fakultet, Osijek Faculty of Electrical Engineering, Osijek	257	236	21	235	215	20	22
Prehrambeno-tehnološki fakultet, Osijek Faculty of Food Technology, Osijek	100	15	85	100	100	-	-
Medicinski fakultet, Osijek Faculty of Medicine, Osijek	56	24	32	56	43	13	-
Poljoprivredni fakultet, Osijek Faculty of Agriculture, Osijek	115	59	56	108	101	7	7
Ekonomski fakultet, Osijek Faculty of Economics, Osijek	663	227	436	469	231	238	194
Pravni fakultet, Osijek Faculty of Law, Osijek	287	88	199	100	75	25	187
Filozofski fakultet, Osijek Faculty of Philosophy, Osijek	495	94	401	495	351	144	-
Odjel za matematiku, Osijek Department for Mathematics, Osijek	70	21	49	70	46	24	-
Odjel za biologiju, Osijek Department for Biology, Osijek	49	9	40	49	43	6	-

**1.3. STUDENTI KOJI SU DIPLOMIRALI PREMA SVEUČILIŠTIMA, VRSTAMA VISOKIH UČILIŠTA, NAZIVU VISOKOG UČILIŠTA TE NAČINU STUDIRANJA I SPOLU U 2009.**  
**STUDENTS WHO GRADUATED BY UNIVERSITIES, TYPES OF INSTITUTIONS OF HIGHER EDUCATION, NAME OF INSTITUTION OF HIGHER EDUCATION, MODE OF STUDY AND SEX, 2009**

(nastavak)  
(continued)

	Ukupno Total	Muškarci Men	Žene Women	Način studiranja Mode of study			
				redoviti Full-time			izvanredni Part-time
				ukupno Total	uz subvenciju troškova školarine Subsidised tuition fees	sami plaćaju školarinu Self-financing tuition fees	
Odjel za fiziku, Osijek Department for Physics, Osijek	31	12	19	31	20	11	-
Katolički bogoslovni fakultet, Đakovo Catholic Theological Faculty, Đakovo	25	10	15	25	25	-	-
Umjetničke akademije Art academies	22	8	14	22	20	2	-
Umjetnička akademija, Osijek Academy of Arts, Osijek	22	8	14	22	20	2	-
Sveučilište Pula University of Pula	375	70	305	295	237	58	80
Fakulteti Faculties	375	70	305	295	237	58	80
Stručni studij Professional study	104	4	100	52	34	18	52
Stručni odjeli sveučilišta u Puli Professional Departments of the University of Pula	104	4	100	52	34	18	52
Sveučilišni studij University study	271	66	205	243	203	40	28
Sveučilišni odjeli sveučilišta u Puli University Departments of the University of Pula	271	66	205	243	203	40	28
Sveučilište Rijeka University of Rijeka	3 922	1 440	2 482	2 779	1 818	961	1 143
Fakulteti Faculties	3 834	1 422	2 412	2 691	1 750	941	1 143
Stručni studij Professional study	665	343	322	315	238	77	350
Građevinski fakultet, Rijeka Faculty of Civil Engineering, Rijeka	58	43	15	39	29	10	19
Tehnički fakultet, Rijeka Faculty of Engineering, Rijeka	68	63	5	45	39	6	23
Pomorski fakultet, Rijeka Faculty of Maritime Studies, Rijeka	98	89	9	64	46	18	34
Medicinski fakultet, Rijeka Faculty of Medicine, Rijeka	106	18	88	78	59	19	28
Ekonomski fakultet, Rijeka Faculty of Economics, Rijeka	49	20	29	1	1	-	48
Fakultet za menadžment u turizmu i ugostiteljstvu, Opatija Faculty of Tourism and Hospitality Management, Opatija	243	100	143	53	37	16	190
Pravni fakultet, Rijeka Faculty of Philosophy, Rijeka	19	7	12	11	8	3	8
Filozofski fakultet, Rijeka Faculty of Philosophy, Rijeka	1	-	1	1	1	-	-
Učiteljski fakultet, Rijeka Faculty of Teacher Education, Rijeka	23	3	20	23	18	5	-
Sveučilišni studij University study	3 169	1 079	2 090	2 376	1 512	864	793
Građevinski fakultet, Rijeka Faculty of Civil Engineering, Rijeka	113	62	51	113	97	16	-
Tehnički fakultet, Rijeka Faculty of Engineering, Rijeka	198	177	21	197	168	29	1
Pomorski fakultet, Rijeka Faculty of Maritime Studies, Rijeka	293	205	88	218	180	38	75
Odjel za matematiku Sveučilišta u Rijeci Mathematics Department of the University of Rijeka	8	1	7	8	8	-	-
Odjel za fiziku Sveučilišta u Rijeci Physics Department of the University of Rijeka	8	-	8	8	8	-	-
Odjel za informatiku Sveučilišta u Rijeci Informatics Department of the University of Rijeka	13	7	6	13	13	-	-
Medicinski fakultet, Rijeka Faculty of Medicine, Rijeka	187	60	127	187	125	62	-
Ekonomski fakultet, Rijeka Faculty of Economics, Rijeka	945	237	708	646	305	341	299

**1.3. STUDENTI KOJI SU DIPLOMIRALI PREMA SVEUČILIŠTIMA, VRSTAMA VISOKIH UČILIŠTA, NAZIVU VISOKOG UČILIŠTA TE NAČINU STUDIRANJA I SPOLU U 2009.**  
**STUDENTS WHO GRADUATED BY UNIVERSITIES, TYPES OF INSTITUTIONS OF HIGHER EDUCATION, NAME OF INSTITUTION OF HIGHER EDUCATION, MODE OF STUDY AND SEX, 2009**

(nastavak)  
 (continued)

	Ukupno Total	Muškarci Men	Žene Women	Način studiranja Mode of study			
				redoviti Full-time			izvanredni Part-time
				ukupno Total	uz subvenciju troškova školarine Subsidised tuition fees	sami plaćaju školarinu Self-financing tuition fees	
Fakultet za menadžment u turizmu i ugostiteljstvu, Opatija <i>Faculty of Tourism and Hospitality Management, Opatija</i>	842	208	634	469	200	269	373
Pravni fakultet, Rijeka <i>Faculty of Law, Rijeka</i>	149	47	102	106	72	34	43
Filozofski fakultet, Rijeka <i>Faculty of Philosophy, Rijeka</i>	392	62	330	390	315	75	2
Katolički bogoslovni fakultet, Zagreb – teologija u Rijeci <i>Catholic Theological Faculty, Zagreb – Theology in Rijeka</i>	21	13	8	21	21	-	-
Umjetničke akademije <i>Art academies</i>	88	18	70	88	68	20	-
Akademija primijenjene umjetnosti, Rijeka <i>Academy of Applied Arts, Rijeka</i>	88	18	70	88	68	20	-
Sveučilište Split <i>University of Split</i>	3 958	1 586	2 372	2 619	1 560	1 059	1 339
Fakulteti <i>Faculties</i>	3 859	1 547	2 312	2 520	1 474	1 046	1 339
Stručni studij <i>Professional study</i>	1 810	685	1 125	709	263	446	1 101
Građevinsko-arhitektonski fakultet, Split <i>Faculty of Civil Engineering and Architecture, Split</i>	48	38	10	48	14	34	-
Fakultet elektrotehnike, strojarstva i brodogradnje, Split <i>Faculty of Electrical Engineering, Mechanical Engineering and Naval Architecture, Split</i>	91	88	3	91	41	50	-
Kemijsko-tehnološki fakultet, Split <i>Faculty of Chemistry and Technology, Split</i>	28	5	23	28	19	9	-
Pomorski fakultet, Split <i>Faculty of Maritime Studies, Split</i>	132	108	24	66	39	27	66
Medicinski fakultet, Split <i>Faculty of Medicine, Split</i>	101	15	86	101	39	62	-
Ekonomski fakultet, Split <i>Faculty of Economics, Split</i>	549	140	409	167	-	167	382
Pravni fakultet, Split <i>Faculty of Law, Split</i>	211	71	140	43	32	11	168
Filozofski fakultet, Split <i>Faculty of Philosophy, Split</i>	78	-	78	67	47	20	11
Sveučilišni studijski centar za stručne studije, Split <i>University Department for Professional Courses of Study, Split</i>	572	220	352	98	32	66	474
Sveučilišni studij <i>University study</i>	2 049	862	1 187	1 811	1 211	600	238
Prirodoslovno-matematički fakultet, Split <i>Faculty of Science, Split</i>	124	31	93	124	120	4	-
Građevinsko-arhitektonski fakultet, Split <i>Faculty of Civil Engineering and Architecture, Split</i>	73	43	30	73	58	15	-
Fakultet elektrotehnike, strojarstva i brodogradnje, Split <i>Faculty of Electrical Engineering, Mechanical Engineering and Naval Architecture, Split</i>	362	272	90	362	295	67	-
Sveučilišni studijski centar za studije mora, Split <i>University Department for Maritime Studies, Split</i>	13	4	9	13	13	-	-
Pomorski fakultet, Split <i>Faculty of Maritime Studies, Split</i>	86	64	22	75	67	8	11
Kemijsko-tehnološki fakultet, Split <i>Faculty of Chemistry and Technology, Split</i>	46	7	39	46	42	4	-
Kineziološki fakultet, Split <i>Faculty of Kinesiology, Split</i>	119	86	33	118	81	37	1
Medicinski fakultet, Split <i>Faculty of Medicine, Split</i>	45	16	29	45	37	8	-
Međusveučilišni studij mediteranske poljoprivrede, Split <i>Interuniversity Study of Mediterranean Agriculture, Split</i>	15	4	11	15	13	2	-
Ekonomski fakultet, Split <i>Faculty of Economics, Split</i>	666	220	446	539	194	345	127
Pravni fakultet, Split <i>Faculty of Law, Split</i>	156	64	92	59	41	18	97
Filozofski fakultet, Split <i>Faculty of Philosophy, Split</i>	289	30	259	287	199	88	2
Katolički bogoslovni fakultet, Split <i>Catholic Theological Faculty, Split</i>	55	21	34	55	51	4	-

**1.3. STUDENTI KOJI SU DIPLOMIRALI PREMA SVEUČILIŠTIMA, VRSTAMA VISOKIH UČILIŠTA, NAZIVU VISOKOG UČILIŠTA TE NAČINU STUDIRANJA I SPOLU U 2009.**

*STUDENTS WHO GRADUATED BY UNIVERSITIES, TYPES OF INSTITUTIONS OF HIGHER EDUCATION, NAME OF INSTITUTION OF HIGHER EDUCATION, MODE OF STUDY AND SEX, 2009*

(nastavak)  
(continued)

	Ukupno <i>Total</i>	Muškarci <i>Men</i>	Žene <i>Women</i>	Način studiranja <i>Mode of study</i>			
				redoviti <i>Full-time</i>			izvanredni <i>Part-time</i>
				ukupno <i>Total</i>	uz subvenciju troškova školarine <i>Subsidised tuition fees</i>	sami plaćaju školarinu <i>Self-financing tuition fees</i>	
Umjetničke akademije <i>Art academies</i>	99	39	60	99	86	13	-
Umjetnička akademija, Split <i>Arts Academy, Split</i>	99	39	60	99	86	13	-
Sveučilište Zadar <i>University of Zadar</i>	421	71	350	396	287	109	25
Fakulteti <i>Faculties</i>	421	71	350	396	287	109	25
Stručni studij <i>Professional study</i>	73	5	68	62	32	30	11
Stručni odjeli sveučilišta u Zadru <i>Professional Department of the University of Zadar</i>	73	5	68	62	32	30	11
Sveučilišni studij <i>University study</i>	348	66	282	334	255	79	14
Sveučilišni odjeli sveučilišta u Zadru <i>University Departments of the University of Zadar</i>	348	66	282	334	255	79	14
Sveučilište Zagreb <i>University of Zagreb</i>	12 830	5 124	7 706	10 930	7 796	3 134	1 900
Fakulteti <i>Faculties</i>	12 573	5 025	7 548	10 673	7 592	3 081	1 900
Stručni studij <i>Professional study</i>	1 229	251	978	609	375	234	620
Tekstilno-tehnološki fakultet, Zagreb <i>Faculty of Textile Technology, Zagreb</i>	46	7	39	46	38	8	-
Šumarski fakultet, Zagreb <i>Faculty of Forestry, Zagreb</i>	4	4	-	4	4	-	-
Ekonomski fakultet, Zagreb <i>Faculty of Economics, Zagreb</i>	319	83	236	105	35	70	214
Fakultet organizacije i informatike, Varaždin <i>Faculty of Organisation and Informatics, Varaždin</i>	89	57	32	9	1	8	80
Kineziološki fakultet, Zagreb <i>Faculty of Kinesiology, Zagreb</i>	68	56	12	3	-	3	65
Učiteljski fakultet, Zagreb <i>Faculty of Teacher Education, Zagreb</i>	685	41	644	426	282	144	259
Katolički bogoslovni fakultet, Zagreb – Institut za teološku kulturu <i>Catholic Theological Faculty, Zagreb – Institute for Theological Culture</i>	18	3	15	16	15	1	2
Sveučilišni studij <i>University study</i>	11 344	4 774	6 570	10 064	7 217	2 847	1 280
Prirodoslovno-matematički fakultet – Matematički odjel, Zagreb <i>Faculty of Science, Department of Mathematics, Zagreb</i>	373	117	256	373	350	23	-
Prirodoslovno-matematički fakultet, Zagreb <i>Faculty of Science, Zagreb</i>	666	215	451	666	608	58	-
Arhitektonski fakultet, Zagreb <i>Faculty of Architecture, Zagreb</i>	179	73	106	179	159	20	-
Građevinski fakultet, Zagreb <i>Faculty of Civil Engineering, Zagreb</i>	348	245	103	348	220	128	-
Geotehnički fakultet, Varaždin <i>Faculty of Geotechnical Engineering, Varaždin</i>	47	31	16	47	47	-	-
Grafički fakultet, Zagreb <i>Faculty of Graphic Arts, Zagreb</i>	204	66	138	199	174	25	5
Geodetski fakultet, Zagreb <i>Faculty of Geodesy, Zagreb</i>	177	96	81	166	148	18	11
Fakultet strojarstva i brodogradnje, Zagreb <i>Faculty of Mechanical Engineering and Naval Architecture, Zagreb</i>	377	339	38	377	360	17	-
Fakultet prometnih znanosti, Zagreb <i>Faculty of Transport and Traffic Engineering, Zagreb</i>	663	502	161	390	232	158	273
Fakultet elektrotehnike i računarstva, Zagreb <i>Faculty of Electrical Engineering and Computing, Zagreb</i>	1 137	935	202	1 137	823	314	-

**1.3. STUDENTI KOJI SU DIPLOMIRALI PREMA SVEUČILIŠTIMA, VRSTAMA VISOKIH UČILIŠTA, NAZIVU VISOKOG UČILIŠTA TE NAČINU STUDIRANJA I SPOLU U 2009.**  
**STUDENTS WHO GRADUATED BY UNIVERSITIES, TYPES OF INSTITUTIONS OF HIGHER EDUCATION, NAME OF INSTITUTION OF HIGHER EDUCATION, MODE OF STUDY AND SEX, 2009**

(nastavak)  
 (continued)

	Ukupno Total	Muškarci Men	Žene Women	Način studiranja Mode of study			
				redoviti Full-time			izvanredni Part-time
				ukupno Total	uz subvenciju troškova školarine Subsidised tuition fees	sami plaćaju školarinu Self-financing tuition fees	
Rudarsko-geološko-naftni fakultet, Zagreb <i>Faculty of Mining, Geology and Petroleum Engineering, Zagreb</i>	94	76	18	94	90	4	-
Metalurški fakultet, Sisak <i>Faculty of Metallurgy, Sisak</i>	7	4	3	7	7	-	-
Fakultet kemijskog inženjerstva i tehnologije, Zagreb <i>Faculty of Chemical Engineering and Technology, Zagreb</i>	143	35	108	143	120	23	-
Tekstilno-tehnološki fakultet, Zagreb <i>Faculty of Textile Technology, Zagreb</i>	201	11	190	201	176	25	-
Prehrambeno-biotehnološki fakultet, Zagreb <i>Faculty of Food Technology and Biotechnology, Zagreb</i>	129	23	106	129	112	17	-
Medicinski fakultet, Zagreb <i>Faculty of Medicine, Zagreb</i>	219	78	141	219	175	44	-
Stomatološki fakultet, Zagreb <i>Faculty of Dental Medicine, Zagreb</i>	95	29	66	95	49	46	-
Farmaceutsko-biokemijski fakultet, Zagreb <i>Faculty of Pharmacy and Biochemistry, Zagreb</i>	160	32	128	160	111	49	-
Agronomski fakultet, Zagreb <i>Faculty of Agriculture, Zagreb</i>	299	104	195	299	270	29	-
Šumarski fakultet, Zagreb <i>Faculty of Forestry, Zagreb</i>	121	85	36	121	100	21	-
Veterinarski fakultet, Zagreb <i>Faculty of Veterinary Medicine, Zagreb</i>	81	43	38	81	47	34	-
Ekonomski fakultet, Zagreb <i>Faculty of Economics, Zagreb</i>	1 875	578	1 297	1 490	682	808	385
Fakultet organizacije i informatike, Varaždin <i>Faculty of Organisation and Informatics, Varaždin</i>	250	193	57	199	153	46	51
Pravni fakultet, Zagreb <i>Faculty of Law, Zagreb</i>	630	171	459	301	212	89	329
Fakultet političkih znanosti, Zagreb <i>Faculty of Political Sciences, Zagreb</i>	608	176	432	468	196	272	140
Filozofski fakultet, Zagreb <i>Faculty of Humanities and Social Studies, Zagreb</i>	1 252	243	1 009	1 217	850	367	35
Hrvatski studiji, Zagreb <i>Croatian Studies, Zagreb</i>	427	87	340	427	355	72	-
Edukacijsko-rehabilitacijski fakultet, Zagreb <i>Faculty of Special Education and Rehabilitation, Zagreb</i>	256	18	238	212	149	63	44
Kineziološki fakultet, Zagreb <i>Faculty of Kinesiology, Zagreb</i>	190	113	77	185	124	61	5
Katolički bogoslovni fakultet, Zagreb – Institut za kršćansku duhovnost <i>Catholic Theological Faculty, Zagreb – Institute for Christian Spirituality</i>	2	1	1	2	2	-	-
Katolički bogoslovni fakultet, Zagreb <i>Catholic Theological Faculty, Zagreb</i>	51	36	15	51	50	1	-
Katolički bogoslovni fakultet, Zagreb – Katehetski institut <i>Catholic Theological Faculty, Zagreb – Catechetical Institute</i>	44	4	40	44	41	3	-
Filozofski fakultet Družbe Isusove, Zagreb <i>Faculty of Philosophy of the Society of Jesus, Zagreb</i>	39	15	24	37	25	12	2
Umjetničke akademije <i>Art academies</i>	257	99	158	257	204	53	-
Akademija likovnih umjetnosti, Zagreb <i>Academy of Fine Arts, Zagreb</i>	100	31	69	100	84	16	-
Muzička akademija, Zagreb <i>Academy of Music, Zagreb</i>	125	53	72	125	89	36	-
Akademija dramske umjetnosti, Zagreb <i>Academy of Dramatic Arts, Zagreb</i>	32	15	17	32	31	1	-
Visoka učilišta izvan sveučilišta <i>Higher education institutions outside university system</i>	5 172	2 847	2 325	2 664	1 118	1 546	2 508
Samostalne visoke škole <i>Independent schools of professional higher education</i>	1 937	1 202	735	666	57	609	1 271
Američka visoka škola za management, Dubrovnik <i>American College of Management, Dubrovnik</i>	94	39	55	94	1	93	-
Visoko gospodarsko učilište, Križevci <i>School of Professional Higher Education in Agriculture, Križevci</i>	71	51	20	50	36	14	21
Visoka tehnička škola, Pula <i>Technical School of Professional Higher Education, Pula</i>	48	42	6	17	-	17	31

**1.3. STUDENTI KOJI SU DIPLOMIRALI PREMA SVEUČILIŠTIMA, VRSTAMA VISOKIH UČILIŠTA, NAZIVU VISOKOG UČILIŠTA TE NAČINU STUDIRANJA I SPOLU U 2009.**  
**STUDENTS WHO GRADUATED BY UNIVERSITIES, TYPES OF INSTITUTIONS OF HIGHER EDUCATION, NAME OF INSTITUTION OF HIGHER EDUCATION, MODE OF STUDY AND SEX, 2009**

(nastavak)  
(continued)

	Ukupno Total	Muškarci Men	Žene Women	Način studiranja Mode of study			
				redoviti Full-time			izvanredni Part-time
				ukupno Total	uz subvenciju troškova školarine Subsidised tuition fees	sami plaćaju školarinu Self-financing tuition fees	
Visoka poslovna škola Zagreb, Zagreb <i>Business School of Professional Higher Education Zagreb, Zagreb</i>	70	24	46	14	-	14	56
Visoka škola za sigurnost, Zagreb <i>School of Professional Higher Education in Safety, Zagreb</i>	272	230	42	21	1	20	251
Zagrebačka škola za menadžment, Zagreb <i>Zagreb School of Management, Zagreb</i>	90	29	61	45	-	45	45
Zagrebačka škola ekonomije i managementa, Zagreb <i>Zagreb School of Economics and Management, Zagreb</i>	193	104	89	174	-	174	19
Visoka škola tržišnih komunikacija "Agora", Zagreb <i>College of Market Communications Agora, Zagreb</i>	30	18	12	30	1	29	-
Visoka poslovna škola "Libertas", Zagreb <i>Libertas Academy, Zagreb</i>	126	59	67	63	1	62	63
Visoka poslovna škola za turizam i management "Utilus", Zagreb <i>Business School Utilus, Zagreb</i>	10	2	8	8	-	8	2
Visoka policijska škola, Zagreb <i>Police School of Professional Education, Zagreb</i>	580	472	108	17	17	-	563
Međunarodna diplomaska škola za poslovno upravljanje, Zagreb <i>International Graduate Business School, Zagreb</i>	12	10	2	10	-	10	2
RRiF Visoka škola za financijski menadžment, Zagreb <i>RRiF School of Professional Higher Education for Financial Management, Zagreb</i>	6	3	3	3	-	3	3
Visoka škola za poslovanje i upravljanje, Zaprrešić <i>School of Professional Higher Education for Business and Management, Zaprrešić</i>	335	119	216	120	-	120	215
<b>Veleučilišta</b> <i>Polytechnics</i>	<b>3 226</b>	<b>1 636</b>	<b>1 590</b>	<b>1 989</b>	<b>1 060</b>	<b>929</b>	<b>1 237</b>
Veleučilište Nikola Tesla u Gospiću <i>Polytechnic Nikola Tesla in Gospić</i>	23	4	19	10	9	1	13
Veleučilište u Karlovcu <i>Polytechnic in Karlovac</i>	223	136	87	116	90	26	107
Veleučilište Marko Marulić u Kninu <i>Polytechnic Marko Marulić in Knin</i>	41	12	29	33	29	4	8
Veleučilište u Požegi <i>Polytechnic in Požega</i>	230	55	175	132	73	59	98
Veleučilište u Rijeci <i>Polytechnic in Rijeka</i>	300	117	183	99	60	39	201
Veleučilište u Slavonskom Brodu <i>Polytechnic in Slavonski Brod</i>	43	13	30	28	25	3	15
Veleučilište u Šibeniku <i>Polytechnic in Šibenik</i>	202	73	129	99	72	27	103
Veleučilište u Varaždinu <i>Polytechnic in Varaždin</i>	59	51	8	46	29	17	13
Veleučilište u Velikoj Gorici <i>Polytechnic in Velika Gorica</i>	120	106	14	50	-	50	70
Veleučilište Lavoslav Ružička u Vukovaru <i>Polytechnic Lavoslav Ružička in Vukovar</i>	63	22	41	61	49	12	2
Veleučilište Vern, Zagreb <i>Polytechnic Vern, Zagreb</i>	230	105	125	207	-	207	23
Društveno veleučilište, Zagreb <i>Social Polytechnics, Zagreb</i>	272	75	197	98	46	52	174
Tehničko veleučilište, Zagreb <i>Technical Polytechnic, Zagreb</i>	816	729	87	566	303	263	250
Zdravstveno veleučilište, Zagreb <i>Health Service Polytechnic, Zagreb</i>	604	138	466	444	275	169	160
<b>Visoka vjerska učilišta</b> <i>Religious schools of higher education</i>	<b>9</b>	<b>9</b>	<b>-</b>	<b>9</b>	<b>1</b>	<b>8</b>	<b>-</b>
Filozofsko-teološki institut Družbe Isusove, Zagreb <i>Institute of Philosophy and Theology of the Society of Jesus, Zagreb</i>	9	9	-	9	1	8	-

**1.4. STUDENTI KOJI SU DIPLOMIRALI PREMA SKUPINAMA VISOKIH UČILIŠTA, NAČINU STUDIRANJA, SPOLU TE GODINAMA PROVEDENIMA NA STUDIJU OD UPISA DO DIPLOMIRANJA U 2009.**

STUDENTS WHO GRADUATED, BY GROUPS OF INSTITUTIONS OF HIGHER EDUCATION, MODE OF STUDY, SEX AND YEARS OF STUDYING FROM ENROLMENT TO GRADUATION, 2009

	Ukupno Total	Muškarci Men	Žene Women	Godine provedene Years of						
				1		2		3		
				svega All	žene Women	svega All	žene Women	svega All	žene Women	
<b>Visoka učilišta</b> <i>Institutions of higher education</i>										
Ukupno Total	30 156	12 475	17 681	239	141	7 020	4 135	10 677	6 452	1
Redoviti (uz subvenciju troškova školarine) Full-time (subsidised tuition fees)	14 679	5 912	8 767	10	5	3 715	2 283	5 446	3 273	2
Redoviti (sami plaćaju školarinu) Full-time (self-financed tuition fees)	7 601	3 135	4 466	33	13	1 344	876	3 291	1 982	3
Izvanredni Part-time	7 876	3 428	4 448	196	123	1 961	976	1 940	1 197	4
<b>Visoke škole</b> <i>Schools of professional higher education</i>										
Ukupno Total	1 937	1 202	735	64	27	958	340	632	279	5
Redoviti (uz subvenciju troškova školarine) Full-time (subsidised tuition fees)	57	39	18	-	-	12	2	31	8	6
Redoviti (sami plaćaju školarinu) Full-time (self-financed tuition fees)	609	315	294	20	6	154	88	364	177	7
Izvanredni Part-time	1 271	848	423	44	21	792	250	237	94	8
<b>Veleučilišta</b> <i>Polytechnics</i>										
Ukupno Total	3 226	1 636	1 590	17	10	935	483	1 239	608	9
Redoviti (uz subvenciju troškova školarine) Full-time (subsidised tuition fees)	1 060	511	549	-	-	364	193	465	253	10
Redoviti (sami plaćaju školarinu) Full-time (self-financed tuition fees)	929	519	410	1	1	221	103	443	209	11
Izvanredni Part-time	1 237	606	631	16	9	350	187	331	146	12
<b>Fakulteti</b> <i>Faculties</i>										
Ukupno Total	24 527	9 473	15 054	156	102	5 082	3 281	8 535	5 387	13
Redoviti (uz subvenciju troškova školarine) Full-time (subsidised tuition fees)	13 184	5 225	7 959	10	5	3 305	2 066	4 733	2 871	14
Redoviti (sami plaćaju školarinu) Full-time (self-financed tuition fees)	5 975	2 274	3 701	10	4	958	676	2 430	1 559	15
Izvanredni Part-time	5 368	1 974	3 394	136	93	819	539	1 372	957	16
<b>Stručni studij</b> <i>Professional study</i>										
Ukupno Total	4 742	1 573	3 169	124	90	1 170	836	1 803	1 273	17
Redoviti (uz subvenciju troškova školarine) Full-time (subsidised tuition fees)	1 228	386	842	-	-	315	217	605	428	18
Redoviti (sami plaćaju školarinu) Full-time (self-financed tuition fees)	975	328	647	4	2	234	177	456	317	19
Izvanredni Part-time	2 539	859	1 680	120	88	621	442	742	528	20
<b>Sveučilišni studij</b> <i>University study</i>										
Ukupno Total	19 785	7 900	11 885	32	12	3 912	2 445	6 732	4 114	21
Redoviti (uz subvenciju troškova školarine) Full-time (subsidised tuition fees)	11 956	4 839	7 117	10	5	2 990	1 849	4 128	2 443	22
Redoviti (sami plaćaju školarinu) Full-time (self-financed tuition fees)	5 000	1 946	3 054	6	2	724	499	1 974	1 242	23
Izvanredni Part-time	2 829	1 115	1 714	16	5	198	97	630	429	24
<b>Umjetničke akademije</b> <i>Art academies</i>										
Ukupno Total	466	164	302	2	2	45	31	271	178	25
Redoviti (uz subvenciju troškova školarine) Full-time (subsidised tuition fees)	378	137	241	-	-	34	22	217	141	26
Redoviti (sami plaćaju školarinu) Full-time (self-financed tuition fees)	88	27	61	2	2	11	9	54	37	27

na studiju  
studying

	4		5		6		7		8		9		10 i više 10 and more		nepoznato Unknown	
	svoga All	žene Women	svoga All	žene Women	svoga All	žene Women	svoga All	svoga All	žene Women	žene Women	svoga All	žene Women	svoga All	žene Women	svoga All	žene Women
1	6 931	4 086	2 671	1 467	2 044	1 084	574	316	6 931	4 086	2 671	1 467	2 044	1 084	574	316
2	3 655	2 173	1 091	606	626	345	136	82	3 655	2 173	1 091	606	626	345	136	82
3	1 815	1 048	657	330	359	161	102	56	1 815	1 048	657	330	359	161	102	56
4	1 461	865	923	531	1 059	578	336	178	1 461	865	923	531	1 059	578	336	178
5	175	65	50	13	39	5	19	6	175	65	50	13	39	5	19	6
6	9	6	3	1	1	-	1	1	9	6	3	1	1	-	1	1
7	62	20	5	1	1	1	3	1	62	20	5	1	1	1	3	1
8	104	39	42	11	37	4	15	4	104	39	42	11	37	4	15	4
9	577	261	243	120	124	73	91	35	577	261	243	120	124	73	91	35
10	157	76	40	12	21	7	13	8	157	76	40	12	21	7	13	8
11	151	50	73	29	20	10	20	8	151	50	73	29	20	10	20	8
12	269	135	130	79	83	56	58	19	269	135	130	79	83	56	58	19
13	6 079	3 696	2 352	1 319	1 863	996	460	273	6 079	3 696	2 352	1 319	1 863	996	460	273
14	3 404	2 034	1 026	582	588	330	118	71	3 404	2 034	1 026	582	588	330	118	71
15	1 587	971	575	296	336	148	79	47	1 587	971	575	296	336	148	79	47
16	1 088	691	751	441	939	518	263	155	1 088	691	751	441	939	518	263	155
17	849	537	322	179	297	135	177	119	849	537	322	179	297	135	177	119
18	203	137	50	28	41	26	14	6	203	137	50	28	41	26	14	6
19	196	115	41	16	30	12	14	8	196	115	41	16	30	12	14	8
20	450	285	231	135	226	97	149	105	450	285	231	135	226	97	149	105
21	5 230	3 159	2 030	1 140	1 566	861	283	154	5 230	3 159	2 030	1 140	1 566	861	283	154
22	3 201	1 897	976	554	547	304	104	65	3 201	1 897	976	554	547	304	104	65
23	1 391	856	534	280	306	136	65	39	1 391	856	534	280	306	136	65	39
24	638	406	520	306	713	421	114	50	638	406	520	306	713	421	114	50
25	100	64	26	15	18	10	4	2	100	64	26	15	18	10	4	2
26	85	57	22	11	16	8	4	2	85	57	22	11	16	8	4	2
27	15	7	4	4	2	2	-	-	15	7	4	4	2	2	-	-

**1.5. STUDENTI KOJI SU DIPLOMIRALI PREMA SKUPINAMA VISOKIH UČILIŠTA, VRSTI STUDIJA I SPOLU U 2009.**  
**STUDENTS WHO GRADUATED, BY GROUPS OF INSTITUTIONS OF HIGHER EDUCATION, TYPE OF STUDY AND SEX, 2009**

	Spol Sex	Ukupno Total	Veleučilišta Polytechnics	Visoke škole Schools of professional higher education	Fakulteti Faculties			Umjetničke akademije Art academies
					svega All	stručni studij Professional study	sveučilišni studij University study	
Visoka učilišta – ukupno <i>Institutions of higher education – total</i>	svega All	30 156	3 226	1 937	24 527	4 742	19 785	466
	žene Women	17 681	1 590	735	15 054	3 169	11 885	302
Prema "starem" programu <i>According to "old" programme</i>	svega All	15 705	1 280	436	13 761	2 264	11 497	228
	žene Women	9 294	606	114	8 423	1 397	7 026	151
Stručni dodiplomski studij <i>Undergraduate professional study</i>	svega All	3 970	1 280	426	2 264	2 264	-	-
	žene Women	2 111	606	108	1 397	1 397	-	-
Sveučilišni dodiplomski studij <i>Undergraduate university study</i>	svega All	11 735	-	10	11 497	-	11 497	228
	žene Women	7 183	-	6	7 026	-	7 026	151
Prema bolonjskom procesu <i>According to Bologna process</i>	svega All	14 451	1 946	1 501	10 766	2 478	8 288	238
	žene Women	8 387	984	621	6 631	1 772	4 859	151
Stručni studij <i>Professional study</i>	svega All	5 539	1 747	1 363	2 429	2 429	-	-
	žene Women	3 184	887	563	1 734	1 734	-	-
Specijalistički diplomski stručni studij <i>Specialist professional graduate study</i>	svega All	386	199	138	49	49	-	-
	žene Women	193	97	58	38	38	-	-
Sveučilišni preddiplomski studij <i>Undergraduate university study</i>	svega All	8 346	-	-	8 117	-	8 117	229
	žene Women	4 941	-	-	4 798	-	4 798	143
Sveučilišni diplomski studij <i>Graduate university study</i>	svega All	176	-	-	167	-	167	9
	žene Women	65	-	-	57	-	57	8
Integrirani preddiplomski i diplomski studij <i>Integrated undergraduate and graduate study</i>	svega All	4	-	-	4	-	4	-
	žene Women	4	-	-	4	-	4	-

**1.6. STUDENTI KOJI SU DIPLOMIRALI PREMA SKUPINAMA VISOKIH UČILIŠTA, VRSTI STUDIJA, NAČINU STUDIRANJA I SPOLU U 2009.**  
**STUDENTS WHO GRADUATED, BY GROUPS OF INSTITUTIONS OF HIGHER EDUCATION, MODE OF STUDY AND SEX, 2009**

	Ukupno Total			Način studiranja Mode of study			
	svega All	muškarci Men	žene Women	redoviti Full-time			izvanredni Part-time
				svega All	uz subvenciju troškova školarine Subsidised tuition fees	sami plaćaju školarinu Self-financed tuition fees	
Visoka učilišta <i>Institutions of higher education</i>	30 156	12 475	17 681	22 280	14 679	7 601	7 876
Prema "starom" programu <i>According to "old" programme</i>	15 705	6 411	9 294	11 214	7 318	3 896	4 491
Stručni dodiplomski studij <i>Undergraduate professional study</i>	3 970	1 859	2 111	1 848	898	950	2 122
Sveučilišni dodiplomski studij <i>Undergraduate university study</i>	11 735	4 552	7 183	9 366	6 420	2 946	2 369
Prema bolonjskom procesu <i>According to Bologna process</i>	14 451	6 064	8 387	11 066	7 361	3 705	3 385
Stručni studij <i>Professional study</i>	5 539	2 355	3 184	2 943	1 430	1 513	2 596
Specijalistički diplomski stručni studij <i>Specialist professional graduate study</i>	386	193	193	57	7	50	329
Prediplomski sveučilišni studij <i>Undergraduate university study</i>	8 346	3 405	4 941	7 892	5 786	2 106	454
Sveučilišni diplomski studij <i>Graduate university study</i>	176	111	65	171	137	34	5
Integrirani prediplomski i diplomski studij <i>Integrated undergraduate and graduate study</i>	4	-	4	3	1	2	1
Visoke škole <i>Schools of professional higher education</i>	1 937	1 202	735	666	57	609	1 271
Prema "starom" programu <i>According to "old" programme</i>	436	322	114	143	20	123	293
Stručni dodiplomski studij <i>Undergraduate professional study</i>	426	318	108	133	10	123	293
Sveučilišni dodiplomski studij <i>Undergraduate university study</i>	10	4	6	10	10	-	-
Prema bolonjskom procesu <i>According to Bologna process</i>	1 501	880	621	523	37	486	978
Stručni studij <i>Professional study</i>	1 363	800	563	492	35	457	871
Specijalistički diplomski stručni studij <i>Specialist professional graduate study</i>	138	80	58	31	2	29	107
Veleučilišta <i>Polytechnics</i>	3 226	1 636	1 590	1 989	1 060	929	1 237
Prema "starom" programu <i>According to "old" programme</i>	1 280	674	606	692	326	366	588
Stručni dodiplomski studij <i>Undergraduate professional study</i>	1 280	674	606	692	326	366	588
Prema bolonjskom procesu <i>According to Bologna process</i>	1 946	962	984	1 297	734	563	649
Stručni studij <i>Professional study</i>	1 747	860	887	1 274	730	544	473
Specijalistički diplomski stručni studij <i>Specialist professional graduate study</i>	199	102	97	23	4	19	176
Fakulteti <i>Faculties</i>	24 527	9 473	15 054	19 159	13 184	5 975	5 368
Prema "starom" programu <i>According to "old" programme</i>	13 761	5 338	8 423	10 151	6 781	3 370	3 610
Stručni dodiplomski studij <i>Undergraduate professional study</i>	2 264	867	1 397	1 023	562	461	1 241
Sveučilišni dodiplomski studij <i>Undergraduate university study</i>	11 497	4 471	7 026	9 128	6 219	2 909	2 369

**1.6. STUDENTI KOJI SU DIPLOMIRALI PREMA SKUPINAMA VISOKIH UČILIŠTA, VRSTI STUDIJA, NAČINU STUDIRANJA I SPOLU U 2009.**  
**STUDENTS WHO GRADUATED, BY GROUPS OF INSTITUTIONS OF HIGHER EDUCATION, MODE OF STUDY AND SEX, 2009**

(nastavak)  
(continued)

	Ukupno <i>Total</i>			Način studiranja <i>Mode of study</i>			
	svega <i>All</i>	muškarci <i>Men</i>	žene <i>Women</i>	redoviti <i>Full-time</i>			izvanredni <i>Part-time</i>
				svega <i>All</i>	uz subvenciju troškova školarine <i>Subsidised tuition fees</i>	sami plaćaju školarinu <i>Self-financed tuition fees</i>	
Prema bolonjskom procesu <i>According to Bologna process</i>	10 766	4 135	6 631	9 008	6 403	2 605	1 758
Stručni studij <i>Professional study</i>	2 429	695	1 734	1 177	665	512	1 252
Specijalistički diplomski stručni studij <i>Specialist professional graduate study</i>	49	11	38	3	1	2	46
Preddiplomski sveučilišni studij <i>Undergraduate university study</i>	8 117	3 319	4 798	7 663	5 607	2 056	454
Sveučilišni diplomski studij <i>Graduate university study</i>	167	110	57	162	129	33	5
Stručni studij <i>Professional study</i>	4 742	1 573	3 169	2 203	1 228	975	2 539
Prema "starom" programu <i>According to "old" programme</i>	2 264	867	1 397	1 023	562	461	1 241
Stručni dodiplomski studij <i>Undergraduate professional study</i>	2 264	867	1 397	1 023	562	461	1 241
Prema bolonjskom procesu <i>According to Bologna process</i>	2 478	706	1 772	1 180	666	514	1 298
Stručni studij <i>Professional study</i>	2 429	695	1 734	1 177	665	512	1 252
Specijalistički diplomski stručni studij <i>Specialist professional graduate study</i>	49	11	38	3	1	2	46
Sveučilišni studij <i>University study</i>	19 785	7 900	11 885	16 956	11 956	5 000	2 829
Prema "starom" programu <i>According to "old" programme</i>	11 497	4 471	7 026	9 128	6 219	2 909	2 369
Sveučilišni dodiplomski studij <i>Undergraduate university study</i>	11 497	4 471	7 026	9 128	6 219	2 909	2 369
Prema bolonjskom procesu <i>According to Bologna process</i>	8 288	3 429	4 859	7 828	5 737	2 091	460
Preddiplomski sveučilišni studij <i>Undergraduate university study</i>	8 117	3 319	4 798	7 663	5 607	2 056	454
Sveučilišni diplomski studij <i>Graduate university study</i>	167	110	57	162	129	33	5
Integrirani preddiplomski i diplomski studij <i>Integrated undergraduate and graduate study</i>	4	-	4	3	1	2	1
Umjetničke akademije <i>Art academies</i>	466	164	302	466	378	88	-
Prema "starom" programu <i>According to "old" programme</i>	228	77	151	228	191	37	-
Sveučilišni dodiplomski studij <i>Undergraduate university study</i>	228	77	151	228	191	37	-
Prema bolonjskom procesu <i>According to Bologna process</i>	238	87	151	238	187	51	-
Preddiplomski sveučilišni studij <i>Undergraduate university study</i>	229	86	143	229	179	50	-
Sveučilišni diplomski studij <i>Graduate university study</i>	9	1	8	9	8	1	-

1.7. STUDENTI KOJI SU DIPLOMIRALI PREMA ŽUPANIJI I GRADU/OPĆINI PREBIVALIŠTA, SKUPINAMA VISOKIH UČILIŠTA TE NAČINU STUDIRANJA I SPOLU U 2009.

STUDENTS WHO GRADUATED, BY COUNTY AND CITY/MUNICIPALITY OF RESIDENCE, GROUPS OF INSTITUTIONS OF HIGHER EDUCATION, MODE OF STUDY AND SEX, 2009

	Ukupno <i>Total</i>				Visoke škole <i>Schools of professional higher education</i>		Veleučilišta <i>Polytechnics</i>		Fakulteti <i>Faculties</i>				Umjetničke akademije <i>Art academies</i>	
	svoga <i>All</i>	muškarci <i>Men</i>	žene <i>Women</i>	redoviti <i>Full-time</i>	svoga <i>All</i>	redoviti <i>Full-time</i>	svoga <i>All</i>	redoviti <i>Full-time</i>	stručni studij <i>Professional study</i>		sveučilišni studij <i>University study</i>		svoga <i>All</i>	redoviti <i>Full-time</i>
									svoga <i>All</i>	redoviti <i>Full-time</i>	svoga <i>All</i>	redoviti <i>Full-time</i>		
Ukupno <i>Total</i>	30 156	12 475	17 681	22 280	1 937	666	3 226	1 989	4 742	2 203	19 785	16 956	466	466
Republika Hrvatska <i>Republic of Croatia</i>	29 355	12 119	17 236	21 627	1 880	630	3 155	1 955	4 628	2 143	19 240	16 447	452	452
Zagrebačka županija <i>County of Zagreb</i>	1 931	806	1 125	1 351	236	73	269	176	254	96	1 148	982	24	24
Gradovi/ <i>Cities</i>														
Dugo Selo	107	40	67	73	7	2	16	9	21	7	63	55	-	-
Ivanić-Grad	97	38	59	72	7	4	17	10	14	6	58	51	1	1
Jastrebarsko	110	48	62	79	6	-	10	7	15	5	78	66	1	1
Samobor	242	101	141	183	37	12	24	18	19	7	154	138	8	8
Sveta Nedelja	105	43	62	65	16	3	22	10	12	4	53	46	2	2
Sveti Ivan Zelina	75	31	44	51	4	1	12	9	12	3	45	36	2	2
Velika Gorica	494	215	279	342	33	8	68	39	79	31	308	258	6	6
Vrbovec	72	39	33	60	9	6	13	10	10	5	39	38	1	1
Zaprešić	225	90	135	146	60	21	23	14	15	6	124	102	3	3
Općine/ <i>Municipalities</i>														
Bedenica	8	4	4	7	-	-	1	-	1	1	6	6	-	-
Bistra	44	21	23	29	6	2	8	8	4	-	26	19	-	-
Brckovljani	21	7	14	15	2	2	3	3	6	1	10	9	-	-
Brdovec	54	21	33	37	7	2	12	11	8	2	27	22	-	-
Dubrava	19	7	12	13	2	1	-	-	5	2	12	10	-	-
Dubravica	3	3	-	1	1	-	1	-	-	-	1	1	-	-
Farkaševac	2	1	1	1	-	-	-	-	1	-	1	1	-	-
Gradec	13	5	8	11	1	1	3	3	1	-	8	7	-	-
Jakovlje	19	11	8	16	2	1	3	2	-	-	14	13	-	-
Klinča Sela	17	7	10	9	5	-	3	3	5	3	4	3	-	-
Kloštar Ivanić	26	11	15	19	2	-	3	3	4	2	17	14	-	-
Krašić	10	2	8	7	1	-	-	-	5	3	4	4	-	-
Kravarско	7	1	6	3	2	-	1	-	1	-	3	3	-	-
Križ	45	18	27	38	3	1	7	5	4	3	31	29	-	-
Luka	4	2	2	3	2	1	1	1	-	-	1	1	-	-
Marja Gorica	9	3	6	5	2	-	1	1	1	-	5	4	-	-
Orle	3	2	1	3	-	-	2	2	-	-	1	1	-	-
Pisarovina	8	2	6	5	3	2	2	1	-	-	3	2	-	-
Pokupsko	4	-	4	4	-	-	1	1	-	-	3	3	-	-
Preseka	4	2	2	-	2	-	-	-	2	-	-	-	-	-
Pušća	19	7	12	10	7	1	1	1	2	1	9	7	-	-
Rakovec	5	1	4	3	1	-	1	-	1	1	2	2	-	-
Rugvica	32	12	20	21	2	-	5	2	1	-	24	19	-	-
Stupnik	24	9	15	18	4	2	2	2	4	2	14	12	-	-
Žumberak	4	2	2	2	-	-	3	1	1	1	-	-	-	-
Krapinsko-zagorska županija <i>County of Krapina-Zagorje</i>	700	265	435	492	35	9	113	86	103	30	446	364	3	3
Gradovi/ <i>Cities</i>														
Donja Stubica	19	8	11	16	1	-	5	5	1	-	12	11	-	-
Klanjec	15	8	7	11	4	2	2	2	2	-	7	7	-	-
Krapina	88	42	46	70	2	1	14	10	8	3	64	56	-	-
Oroslavje	33	5	28	22	1	-	5	3	6	4	19	13	2	-
Pregrada	45	22	23	32	2	-	4	3	7	2	32	27	-	-
Zabok	62	20	42	39	2	-	7	6	13	3	40	30	-	-
Zlatar	34	9	25	24	-	-	5	3	2	-	27	21	-	-
Općine/ <i>Municipalities</i>														
Bedekovčina	31	9	22	19	1	-	6	5	4	-	20	14	-	-
Budinščina	16	6	10	12	-	-	1	1	5	1	10	10	-	-
Desinić	13	5	8	9	-	-	2	2	4	1	7	6	-	-

1.7. STUDENTI KOJI SU DIPLOMIRALI PREMA ŽUPANIJI I GRADU/OPĆINI PREBIVALIŠTA, SKUPINAMA VISOKIH UČILIŠTA TE NAČINU STUDIRANJA I SPOLU U 2009.

STUDENTS WHO GRADUATED, BY COUNTY AND CITY/MUNICIPALITY OF RESIDENCE, GROUPS OF INSTITUTIONS OF HIGHER EDUCATION, MODE OF STUDY AND SEX, 2009

(nastavak)  
(continued)

	Ukupno Total				Visoke škole Schools of professional higher education		Veleučilišta Polytechnics		Fakulteti Faculties				Umjetničke akademije Art academies	
	svoga All	muškarci Men	žene Women	redoviti Full-time	svoga All	redoviti Full-time	svoga All	redoviti Full-time	stručni studij Professional study		sveučilišni studij University study		svoga All	redoviti Full-time
									svoga All	redoviti Full-time	svoga All	redoviti Full-time		
Đurmanec	30	14	16	22	-	-	7	6	6	3	16	12	1	1
Gornja Stubica	41	13	28	34	2	-	7	7	3	1	29	26	-	-
Hrašćina	3	1	2	3	1	1	-	-	-	-	2	2	-	-
Hum na Sutli	24	10	14	22	-	-	6	6	4	3	14	13	-	-
Jesenje	9	3	6	4	1	-	-	-	1	-	7	4	-	-
Konjščina	14	6	8	10	1	-	1	1	3	-	9	9	-	-
Kraljevec na Sutli	7	2	5	5	2	1	3	3	-	-	2	1	-	-
Krapinske Toplice	24	11	13	15	-	-	6	3	3	-	15	12	-	-
Kumrovec	7	1	6	6	1	1	2	2	2	1	2	2	-	-
Lobor	7	4	3	6	1	-	2	2	-	-	4	4	-	-
Mače	14	5	9	8	-	-	2	-	3	1	9	7	-	-
Marija Bistrica	27	11	16	21	-	-	7	5	2	-	18	16	-	-
Mihovljan	5	3	2	4	-	-	-	-	-	-	5	4	-	-
Novi Golubovec	4	-	4	2	-	-	1	-	1	1	2	1	-	-
Petrovsko	19	2	17	15	2	1	1	1	4	1	12	12	-	-
Radoboj	9	5	4	6	2	-	2	1	-	-	5	5	-	-
Stubičke Toplice	10	4	6	6	1	1	-	-	1	-	8	5	-	-
Sveti Križ Začretje	41	14	27	20	2	-	5	2	6	-	28	18	-	-
Tuhelj	9	4	5	3	3	-	1	1	2	1	3	1	-	-
Veliko Trgovišće	22	11	11	16	2	1	7	6	5	2	8	7	-	-
Zagorska Sela	2	-	2	2	-	-	-	-	1	1	1	1	-	-
Zlatar-Bistrica	16	7	9	8	1	-	2	-	4	1	9	7	-	-
Sisačko-moslavačka županija County of Sisak-Moslavina	856	341	515	621	48	8	154	101	159	68	492	441	3	3
Gradovi/ Cities														
Glina	28	8	20	19	2	-	1	-	9	3	16	16	-	-
Hrvatska Kostajnica	11	3	8	8	2	-	2	2	1	1	6	5	-	-
Kutina	182	72	110	131	10	1	31	16	24	12	116	101	1	1
Novska	56	19	37	47	-	-	7	6	11	7	37	33	1	1
Petrinja	112	37	75	99	2	1	19	17	25	16	65	64	1	1
Sisak	314	135	179	208	21	5	60	39	64	14	169	150	-	-
Općine/ Municipalities	28	8	20	19	2	-	1	-	9	3	16	16	-	-
Donji Kukuruzari	1	-	1	-	-	-	-	-	1	-	-	-	-	-
Dvor	9	2	7	8	-	-	-	-	3	3	6	5	-	-
Gvozd	4	3	1	2	-	-	2	2	1	-	1	-	-	-
Hrvatska Dubica	8	4	4	7	1	-	2	2	1	1	4	4	-	-
Jasenovac	5	2	3	3	1	-	-	-	1	1	3	2	-	-
Lekenik	18	8	10	13	-	-	2	1	5	2	11	10	-	-
Lipovljani	17	8	9	12	1	-	4	1	2	2	10	9	-	-
Majur	3	-	3	2	-	-	1	1	-	-	2	1	-	-
Martinska Ves	6	2	4	3	-	-	1	-	1	-	4	3	-	-
Popovača	56	27	29	44	5	1	14	10	5	4	32	29	-	-
Sunja	10	1	9	7	-	-	3	2	2	-	5	5	-	-
Topusko	10	8	2	7	1	-	4	2	2	2	3	3	-	-
Velika Ludina	6	2	4	1	2	-	1	-	1	-	2	1	-	-
Karlovačka županija County of Karlovac	877	370	507	664	44	10	248	148	66	37	514	464	5	5
Gradovi/ Cities														
Duga Resa	73	33	40	57	7	2	28	20	6	5	32	30	-	-
Karlovac	465	203	262	350	16	5	153	92	30	16	262	233	4	4
Ogulin	101	48	53	80	11	1	11	5	8	6	70	67	1	1
Ozalj	52	18	34	43	4	1	9	6	2	1	37	35	-	-
Slunj	26	13	13	18	-	-	5	2	5	2	16	14	-	-
Općine/ Municipalities														
Barilović	14	4	10	12	-	-	5	3	-	-	9	9	-	-
Bosiljevo	7	-	7	4	-	-	2	1	1	-	4	3	-	-
Cetingrad	14	6	8	12	1	-	4	3	-	-	9	9	-	-
Draganić	19	6	13	16	-	-	4	3	3	2	12	11	-	-
Generalski Stol	11	5	6	9	1	-	3	3	1	-	6	6	-	-
Josipdol	22	10	12	14	1	-	5	1	2	2	14	11	-	-
Kamanje	5	-	5	5	-	-	-	-	1	1	4	4	-	-
Krnjak	2	1	1	2	-	-	1	1	-	-	1	1	-	-
Lasinja	5	1	4	1	1	-	1	-	2	1	1	-	-	-

**1.7. STUDENTI KOJI SU DIPLOMIRALI PREMA ŽUPANIJI I GRADU/OPĆINI PREBIVALIŠTA, SKUPINAMA VISOKIH UČILIŠTA TE NAČINU STUDIRANJA I SPOLU U 2009.**

STUDENTS WHO GRADUATED, BY COUNTY AND CITY/MUNICIPALITY OF RESIDENCE, GROUPS OF INSTITUTIONS OF HIGHER EDUCATION, MODE OF STUDY AND SEX, 2009

(nastavak)  
(continued)

	Ukupno Total				Visoke škole Schools of professional higher education		Veleučilišta Polytechnics		Fakulteti Faculties				Umjetničke akademije Art academies	
	svega All	muškarci Men	žene Women	redoviti Full-time	svega All	redoviti Full-time	svega All	redoviti Full-time	stručni studij Professional study		sveučilišni studij University study		svega All	redoviti Full-time
									svega All	redoviti Full-time	svega All	redoviti Full-time		
Netretić	11	3	8	6	-	-	4	2	2	-	5	4	-	-
Plaški	6	2	4	4	-	-	-	-	1	-	5	4	-	-
Rakovica	9	4	5	6	1	1	2	-	1	1	5	4	-	-
Ribnik	3	1	2	3	-	-	-	-	-	-	3	3	-	-
Saborsko	1	-	1	1	-	-	-	-	-	-	1	1	-	-
Tounj	3	-	3	2	-	-	-	-	-	-	3	2	-	-
Vojnić	8	3	5	5	1	-	3	1	-	-	4	4	-	-
Žakanje	20	9	11	14	-	-	8	5	1	-	11	9	-	-
<b>Varaždinska županija County of Varaždin</b>	<b>983</b>	<b>400</b>	<b>583</b>	<b>728</b>	<b>46</b>	<b>12</b>	<b>119</b>	<b>81</b>	<b>192</b>	<b>69</b>	<b>619</b>	<b>559</b>	<b>7</b>	<b>7</b>
<b>Gradovi/ Cities</b>														
Ivanec	78	26	52	60	2	-	12	10	10	4	53	45	1	1
Lepoglava	53	21	32	36	5	1	8	4	9	2	30	28	1	1
Ludbreg	39	16	23	30	3	2	1	-	4	-	31	28	-	-
Novi Marof	80	35	45	69	4	2	8	8	11	5	57	54	-	-
Varaždin	361	153	208	266	13	4	41	22	65	23	239	214	3	3
Varaždinske Toplice	42	17	25	28	2	-	5	4	14	4	21	20	-	-
<b>Općine/ Municipalities</b>														
Bednja	20	9	11	16	2	1	4	3	2	-	12	12	-	-
Beretinac	9	4	5	6	-	-	2	1	3	1	4	4	-	-
Breznica	12	6	6	10	-	-	2	1	3	2	7	7	-	-
Breznički Hum	5	2	3	5	-	-	1	1	1	1	3	3	-	-
Cestica	20	8	12	13	4	1	3	3	5	2	7	6	1	1
Donja Voća	4	-	4	4	-	-	1	1	1	1	2	2	-	-
Gornji Knežinec	21	6	15	13	-	-	1	1	8	2	12	10	-	-
Jalžabet	9	4	5	5	3	-	-	-	2	1	4	4	-	-
Klenovnik	12	6	6	10	1	-	4	4	2	1	5	5	-	-
Ljubešćica	13	8	5	10	-	-	1	1	4	3	8	6	-	-
Mali Bukovec	14	8	6	10	1	-	1	1	4	1	8	8	-	-
Martijanec	15	5	10	10	2	-	4	2	2	1	7	7	-	-
Maruševec	21	12	9	15	1	-	2	2	6	4	12	9	-	-
Petrijanec	21	5	16	13	-	-	5	4	7	3	9	6	-	-
Sračinec	18	7	11	12	-	-	4	2	5	1	9	9	-	-
Sveti Đurd	13	6	7	10	1	-	2	1	1	-	9	9	-	-
Sveti Ilija	27	12	15	20	2	1	1	-	7	3	16	15	1	1
Trnovec Bartolovečki	30	8	22	23	-	-	-	-	7	2	23	21	-	-
Veliki Bukovec	3	1	2	2	-	-	-	-	2	1	1	1	-	-
Vidovec	27	9	18	21	-	-	4	4	5	1	18	16	-	-
Vinica	10	4	6	7	-	-	1	1	2	-	7	6	-	-
Visoko	6	2	4	4	-	-	1	-	-	-	5	4	-	-
<b>Koprivničko-križevačka županija County of Koprivnica-Križevci</b>	<b>632</b>	<b>235</b>	<b>397</b>	<b>473</b>	<b>60</b>	<b>31</b>	<b>48</b>	<b>34</b>	<b>99</b>	<b>28</b>	<b>417</b>	<b>372</b>	<b>8</b>	<b>8</b>
<b>Gradovi/ Cities</b>														
Đurđevac	50	17	33	42	4	1	3	2	4	2	38	36	1	1
Koprivnica	273	96	177	187	20	6	16	10	45	4	189	164	3	3
Križevci	130	53	77	100	15	10	13	9	18	7	80	70	4	4
	50	17	33	42	4	1	3	2	4	2	38	36	1	1
<b>Općine/ Municipalities</b>														
Drnje	9	4	5	8	1	1	2	2	3	2	3	3	-	-
Đelekovec	5	-	5	5	-	-	-	-	-	-	5	5	-	-
Ferdinandovac	7	3	4	4	2	-	-	-	2	1	3	3	-	-
Gola	2	1	1	2	-	-	-	-	-	-	2	2	-	-
Gornja Rijeka	7	4	3	6	1	1	2	2	2	1	2	2	-	-
Hlebine	3	1	2	2	-	-	-	-	-	-	3	2	-	-
Kalinovac	11	4	7	9	2	-	2	2	1	1	6	6	-	-
Kalnik	7	2	5	5	1	1	1	1	3	1	2	2	-	-
Kloštar Podravski	11	5	6	6	-	-	2	1	6	2	3	3	-	-
Koprivnički Bregi	4	1	3	3	-	-	-	-	-	-	4	3	-	-
Koprivnički Ivanec	8	5	3	8	-	-	-	-	1	1	7	7	-	-
Legrad	7	-	7	6	-	-	-	-	-	-	7	6	-	-
Molve	3	2	1	3	-	-	-	-	-	-	3	3	-	-
Novigrad Podravski	9	3	6	8	-	-	-	-	1	1	8	7	-	-
Novo Virje	4	-	4	3	1	1	-	-	1	-	2	2	-	-

1.7. STUDENTI KOJI SU DIPLOMIRALI PREMA ŽUPANIJI I GRADU/OPĆINI PREBIVALIŠTA, SKUPINAMA VISOKIH UČILIŠTA TE NAČINU STUDIRANJA I SPOLU U 2009.

STUDENTS WHO GRADUATED, BY COUNTY AND CITY/MUNICIPALITY OF RESIDENCE, GROUPS OF INSTITUTIONS OF HIGHER EDUCATION, MODE OF STUDY AND SEX, 2009

(nastavak)  
(continued)

	Ukupno Total				Visoke škole Schools of professional higher education		Veleučilišta Polytechnics		Fakulteti Faculties				Umjetničke akademije Art academies	
	svega All	muškarci Men	žene Women	redoviti Full-time	svega All	redoviti Full-time	svega All	redoviti Full-time	stručni studij Professional study		sveučilišni studij University study		svega All	redoviti Full-time
									svega All	redoviti Full-time	svega All	redoviti Full-time		
Peteranec	6	4	2	5	1	-	-	-	-	-	5	5	-	-
Podravske Sesvete	5	1	4	2	1	-	2	1	1	-	1	1	-	-
Rasinja	8	3	5	5	1	-	-	-	2	-	5	5	-	-
Sokolovac	11	5	6	10	3	3	1	-	-	-	7	7	-	-
Sveti Ivan Žabno	15	5	10	13	3	3	1	1	3	3	8	6	-	-
Sveti Petar Orehovec	12	4	8	11	2	2	2	2	-	-	8	7	-	-
Virje	25	12	13	20	2	2	1	1	6	2	16	15	-	-
<b>Bjelovarsko-bilogorska županija County of Bjelovar-Bilogora</b>	<b>592</b>	<b>238</b>	<b>354</b>	<b>458</b>	<b>31</b>	<b>12</b>	<b>69</b>	<b>56</b>	<b>74</b>	<b>56</b>	<b>417</b>	<b>333</b>	<b>1</b>	<b>1</b>
<i>Gradovi/ Cities</i>														
Bjelovar	237	110	127	167	13	5	25	18	24	14	174	129	1	1
Čazma	36	13	23	25	4	1	2	2	3	3	27	19	-	-
Daruvar	87	40	47	71	5	2	14	9	16	14	52	46	-	-
Garešnica	51	18	33	45	3	1	7	7	3	3	38	34	-	-
Grubišno Polje	32	10	22	25	1	1	1	1	7	5	23	18	-	-
<i>Općine/ Municipalities</i>														
Dežanovac	9	1	8	9	-	-	2	2	2	2	5	5	-	-
Đulovac	2	-	2	2	-	-	1	1	1	1	-	-	-	-
Hercegovac	17	7	10	14	-	-	2	2	2	1	13	11	-	-
Ivanska	8	4	4	7	1	-	1	1	3	3	3	3	-	-
Kapela	17	5	12	13	1	-	3	3	1	1	12	9	-	-
Končanica	2	1	1	2	-	-	-	-	-	-	2	2	-	-
Nova Rača	18	5	13	13	-	-	2	2	5	4	11	7	-	-
Rovišće	21	4	17	18	1	1	4	4	-	-	16	13	-	-
Sirač	12	5	7	8	-	-	1	-	2	1	9	7	-	-
Šandrovac	8	-	8	8	-	-	1	1	4	4	3	3	-	-
Štefanje	5	2	3	5	-	-	3	3	-	-	2	2	-	-
Velika Pisanica	2	2	-	2	-	-	-	-	-	-	2	2	-	-
Velika Trnovitica	3	2	1	3	1	1	-	-	-	-	2	2	-	-
Veliki Grđevac	13	6	7	10	1	-	-	-	1	-	11	10	-	-
Veliko Trojstvo	11	3	8	10	-	-	-	-	-	-	11	10	-	-
Zrinski Topolovac	1	-	1	1	-	-	-	-	-	-	1	1	-	-
<b>Primorsko-goranska županija County of Primorje-Gorski kotar</b>	<b>2 554</b>	<b>1 044</b>	<b>1 510</b>	<b>1 823</b>	<b>63</b>	<b>14</b>	<b>163</b>	<b>70</b>	<b>367</b>	<b>162</b>	<b>1 889</b>	<b>1 505</b>	<b>72</b>	<b>72</b>
<i>Gradovi/ Cities</i>														
Bakar	49	22	27	34	1	-	3	1	8	2	35	29	2	2
Cres	20	8	12	14	4	2	1	-	3	-	12	12	-	-
Crikvenica	72	36	36	54	3	1	5	3	13	6	51	44	-	-
Čabar	18	9	9	17	-	-	2	2	3	2	13	13	-	-
Delnice	53	17	36	42	1	-	5	2	6	1	40	38	1	1
Kastav	91	41	50	65	4	2	6	3	8	4	70	53	3	3
Kraljevica	41	15	26	29	1	-	2	-	5	2	32	26	1	1
Krk	57	25	32	45	4	1	2	1	6	2	44	40	1	1
Mali Lošinj	59	23	36	45	5	1	2	2	9	5	43	37	-	-
Novi Vinodolski	33	12	21	19	-	-	3	-	5	1	25	18	-	-
Opatija	132	46	86	89	6	2	6	2	19	6	97	75	4	4
Rab	39	14	25	28	-	-	2	1	4	2	32	24	1	1
Rijeka	1 285	528	757	905	21	3	80	31	177	74	962	752	45	45
Vrbovsko	36	8	28	30	-	-	3	3	4	3	29	24	-	-
<i>Općine/ Municipalities</i>														
Baška	11	2	9	8	-	-	1	1	2	-	8	7	-	-
Brod Moravice	7	3	4	7	-	-	-	-	-	-	7	7	-	-
Čavle	64	22	42	44	-	-	4	3	10	6	47	32	3	3
Dobrinj	15	6	9	10	-	-	1	1	4	1	9	7	1	1
Fužine	5	4	1	4	-	-	1	1	1	1	3	2	-	-
Jelenje	29	10	19	18	1	-	4	1	3	2	21	15	-	-
Klana	5	2	3	4	-	-	1	-	1	1	3	3	-	-
Kostrena	42	18	24	35	2	1	-	-	6	6	32	26	2	2
Lokve	3	1	2	1	-	-	-	-	1	-	1	-	1	1
Lopar	11	2	9	5	-	-	1	1	7	1	3	3	-	-
Lovran	43	21	22	29	2	-	3	2	6	1	31	25	1	1

1.7. STUDENTI KOJI SU DIPLOMIRALI PREMA ŽUPANIJI I GRADU/OPĆINI PREBIVALIŠTA, SKUPINAMA VISOKIH UČILIŠTA TE NAČINU  
STUDIRANJA I SPOLU U 2009.

STUDENTS WHO GRADUATED, BY COUNTY AND CITY/MUNICIPALITY OF RESIDENCE, GROUPS OF INSTITUTIONS OF HIGHER EDUCATION,  
MODE OF STUDY AND SEX, 2009

(nastavak)  
(continued)

	Ukupno Total				Visoke škole Schools of professional higher education		Veleučilišta Polytechnics		Fakulteti Faculties				Umjetničke akademije Art academies	
	svoga All	muškarci Men	žene Women	redoviti Full-time	svoga All	redoviti Full-time	svoga All	redoviti Full-time	stručni studij Professional study		sveučilišni studij University study		svoga All	redoviti Full-time
									svoga All	redoviti Full-time	svoga All	redoviti Full-time		
Malinska-Dubašnica	19	11	8	14	-	-	3	2	2	1	14	11	-	-
Matulji	92	44	48	63	5	1	8	4	14	7	62	48	3	3
Mošćenička Draga	13	6	7	12	-	-	1	1	-	-	12	11	-	-
Mrkopalj	6	4	2	5	-	-	-	-	1	1	5	4	-	-
Omišalj	32	9	23	21	1	-	1	-	5	2	24	18	1	1
Punat	13	2	11	13	-	-	-	-	3	3	10	10	-	-
Ravna Gora	11	3	8	11	-	-	-	-	-	-	11	11	-	-
Skrad	6	2	4	5	-	-	-	-	2	1	4	4	-	-
Vinodolska općina	14	9	5	9	-	-	2	-	3	2	9	7	-	-
Viškovo	118	53	65	79	2	-	10	2	25	15	79	60	2	2
Vrbnik	10	6	4	10	-	-	-	-	1	1	9	9	-	-
<b>Ličko-senjska županija County of Lika-Senj</b>	<b>259</b>	<b>79</b>	<b>180</b>	<b>164</b>	<b>13</b>	<b>3</b>	<b>81</b>	<b>20</b>	<b>24</b>	<b>18</b>	<b>141</b>	<b>123</b>	<b>-</b>	<b>-</b>
<b>Gradovi/ Cities</b>														
Gospić	83	22	61	46	4	-	32	5	11	11	36	30	-	-
Novalj	26	13	13	16	1	-	3	-	-	-	22	16	-	-
Otočac	47	5	42	34	1	-	16	7	2	1	28	26	-	-
Senj	54	21	33	43	3	1	7	3	7	4	37	35	-	-
<b>Općine/ Municipalities</b>														
Brinje	3	1	2	1	-	-	-	-	1	-	2	1	-	-
Donji Lapac	3	1	2	2	1	-	-	-	1	1	1	1	-	-
Karlobag	3	2	1	2	-	-	1	-	-	-	2	2	-	-
Lovinac	3	1	2	1	-	-	1	-	-	-	2	1	-	-
Perušić	7	1	6	4	1	-	3	1	-	-	3	3	-	-
Plitvička Jezera	25	11	14	11	1	1	16	3	1	-	7	7	-	-
Udbina	3	1	2	3	1	1	-	-	1	1	1	1	-	-
Vrhovine	2	-	2	1	-	-	2	1	-	-	-	-	-	-
<b>Virovitičko-podravska županija County of Virovitica-Podravina</b>	<b>382</b>	<b>162</b>	<b>220</b>	<b>306</b>	<b>16</b>	<b>3</b>	<b>35</b>	<b>24</b>	<b>73</b>	<b>47</b>	<b>253</b>	<b>227</b>	<b>5</b>	<b>5</b>
<b>Gradovi/ Cities</b>														
Orahovica	53	16	37	44	-	-	4	2	9	6	40	36	-	-
Slatina	68	37	31	60	-	-	7	5	11	9	48	44	2	2
Virovitica	129	59	70	94	8	2	11	7	29	14	79	69	2	2
<b>Općine/ Municipalities</b>														
Crnac	5	1	4	5	-	-	-	-	2	2	3	3	-	-
Čačinci	16	3	13	12	1	-	-	-	5	4	10	8	-	-
Čadavica	6	1	5	5	1	-	1	1	1	1	3	3	-	-
Gradina	4	3	1	4	-	-	-	-	1	1	3	3	-	-
Lukač	9	2	7	7	-	-	4	3	2	1	3	3	-	-
Mikleuš	5	3	2	5	-	-	1	1	-	-	4	4	-	-
Nova Bukovica	10	4	6	7	2	-	-	-	3	2	5	5	-	-
Pitomača	30	16	14	22	2	-	4	2	5	3	19	17	-	-
Sopje	7	2	5	7	-	-	-	-	-	-	7	7	-	-
Suhopolje	17	6	11	13	1	1	-	-	4	3	11	8	1	1
Špišić Bukovica	13	4	9	12	-	-	1	1	-	-	12	11	-	-
Voćin	5	4	1	4	1	-	1	1	-	-	3	3	-	-
Zdenci	5	1	4	5	-	-	1	1	1	1	3	3	-	-
<b>Požeško-slavonska županija County of Požega-Slavonia</b>	<b>479</b>	<b>182</b>	<b>297</b>	<b>390</b>	<b>12</b>	<b>9</b>	<b>104</b>	<b>73</b>	<b>57</b>	<b>46</b>	<b>301</b>	<b>257</b>	<b>5</b>	<b>5</b>
<b>Gradovi/ Cities</b>														
Kutjevo	41	13	28	33	2	-	7	6	7	6	25	21	-	-
Lipik	18	7	11	16	-	-	7	6	2	2	9	8	-	-
Pakrac	33	9	24	29	-	-	3	1	4	4	26	24	-	-
Pleternica	65	27	38	52	1	1	12	8	9	6	42	36	1	1
Požega	221	89	132	173	9	8	55	37	21	16	132	108	4	4
<b>Općine/ Municipalities</b>														
Brestovac	13	4	9	13	-	-	3	3	2	2	8	8	-	-
Čaglin	15	5	10	11	-	-	2	1	3	3	10	7	-	-

1.7. STUDENTI KOJI SU DIPLOMIRALI PREMA ŽUPANIJI I GRADU/OPĆINI PREBIVALIŠTA, SKUPINAMA VISOKIH UČILIŠTA TE NAČINU STUDIRANJA I SPOLU U 2009.

STUDENTS WHO GRADUATED, BY COUNTY AND CITY/MUNICIPALITY OF RESIDENCE, GROUPS OF INSTITUTIONS OF HIGHER EDUCATION, MODE OF STUDY AND SEX, 2009

(nastavak)  
(continued)

	Ukupno Total				Visoke škole Schools of professional higher education		Veleučilišta Polytechnics		Fakulteti Faculties				Umjetničke akademije Art academies	
	svega All	muškarci Men	žene Women	redoviti Full-time	svega All	redoviti Full-time	svega All	redoviti Full-time	stručni studij Professional study		sveučilišni studij University study		svega All	redoviti Full-time
									svega All	redoviti Full-time	svega All	redoviti Full-time		
Jakšić	35	13	22	31	-	-	8	6	4	3	23	22	-	-
Kaptol	17	10	7	16	-	-	3	3	3	3	11	10	-	-
Velika	21	5	16	16	-	-	4	2	2	1	15	13	-	-
<b>Brodsko-posavska županija County of Slavonki Brod- Posavina</b>	<b>867</b>	<b>331</b>	<b>536</b>	<b>684</b>	<b>33</b>	<b>9</b>	<b>146</b>	<b>95</b>	<b>98</b>	<b>65</b>	<b>584</b>	<b>509</b>	<b>6</b>	<b>6</b>
<i>Gradovi/ Cities</i>														
Nova Gradiška	82	29	53	65	2	1	14	8	6	5	58	49	2	2
Slavonski Brod	447	178	269	344	20	7	62	39	40	23	322	272	3	3
<i>Općine/ Municipalities</i>														
Bebrina	14	5	9	11	-	-	3	2	2	1	9	8	-	-
Brodski Stupnik	14	6	8	11	-	-	4	1	-	-	10	10	-	-
Bukovlje	10	2	8	8	-	-	1	1	6	5	3	2	-	-
Cernik	14	8	6	10	-	-	4	3	1	1	9	6	-	-
Davor	5	-	5	5	-	-	1	1	-	-	4	4	-	-
Donji Andrijevići	11	5	6	9	-	-	-	-	1	1	10	8	-	-
Dragalić	4	2	2	3	1	-	1	1	1	1	1	1	-	-
Garčin	20	6	14	16	1	-	3	2	2	1	14	13	-	-
Gornja Vrba	17	10	7	15	-	-	-	-	6	4	11	11	-	-
Gornji Bogičevci	5	3	2	5	-	-	1	1	-	-	4	4	-	-
Gundinci	4	1	3	2	-	-	2	1	1	1	1	-	-	-
Klakar	14	9	5	10	1	-	5	3	4	3	4	4	-	-
Nova Kapela	15	5	10	14	1	1	7	6	-	-	7	7	-	-
Okučani	4	1	3	4	-	-	1	1	-	-	3	3	-	-
Oprisavci	12	4	8	9	-	-	1	1	4	2	7	6	-	-
Oriovac	28	8	20	22	1	-	8	4	2	2	17	16	-	-
Podcrkavlje	13	5	8	12	-	-	1	1	2	2	10	9	-	-
Rešetari	16	5	11	15	1	-	4	4	2	2	9	9	-	-
Sibinj	40	15	25	33	4	-	10	8	1	1	25	24	-	-
Sikirevci	10	4	6	8	1	-	1	1	2	1	6	6	-	-
Slavonski Šamac	9	2	7	5	-	-	-	-	5	2	4	3	-	-
Stara Gradiška	5	-	5	2	-	-	2	-	2	1	1	1	-	-
Staro Petrovo Selo	21	7	14	20	-	-	4	4	2	1	15	15	-	-
Velika Kopanica	16	7	9	14	-	-	-	-	4	3	12	11	-	-
Vrbje	1	-	1	1	-	-	-	-	1	1	-	-	-	-
Vrpolje	16	4	12	11	-	-	6	2	1	1	8	7	1	1
<b>Zadarska županija County of Zadar</b>	<b>929</b>	<b>395</b>	<b>534</b>	<b>728</b>	<b>43</b>	<b>13</b>	<b>69</b>	<b>34</b>	<b>141</b>	<b>80</b>	<b>666</b>	<b>591</b>	<b>10</b>	<b>10</b>
<i>Gradovi/ Cities</i>														
Benkovac	25	9	16	19	-	-	5	2	6	3	14	14	-	-
Biograd na Moru	44	18	26	35	4	4	7	4	9	6	24	21	-	-
Nin	15	5	10	12	1	1	1	1	3	2	10	8	-	-
Obrovac	10	7	3	9	-	-	1	1	-	-	9	8	-	-
Pag	16	5	11	13	1	-	1	-	2	1	12	12	-	-
Zadar	551	240	311	427	28	7	25	9	75	40	415	363	8	8
<i>Općine/ Municipalities</i>														
Bibinje	17	6	11	12	1	-	1	-	1	1	14	11	-	-
Galovac	4	2	2	4	-	-	-	-	1	1	3	3	-	-
Gračac	11	1	10	10	-	-	6	5	1	1	4	4	-	-
Jasenice	4	1	3	3	-	-	-	-	-	-	4	3	-	-
Kali	9	5	4	7	1	-	1	1	1	-	5	5	1	1
Kolan	1	1	-	1	-	-	-	-	-	-	1	1	-	-
Kukljica	4	4	-	3	-	-	-	-	1	-	3	3	-	-
Lišane Ostrovičke	1	1	-	-	-	-	1	-	-	-	-	-	-	-
Novigrad	5	2	3	3	-	-	-	-	2	1	3	2	-	-
Pakoštane	12	8	4	9	-	-	2	1	4	3	6	5	-	-
Pašman	6	1	5	5	-	-	1	1	3	2	2	2	-	-
Polača	8	4	4	7	1	-	1	1	-	-	6	6	-	-
Poličnik	19	8	11	16	2	-	1	-	-	-	16	16	-	-
Posedarje	14	6	8	12	1	-	2	1	-	-	11	11	-	-
Povljana	3	3	-	3	-	-	-	-	-	-	3	3	-	-
Preko	13	6	7	10	1	-	-	-	2	1	10	9	-	-
Privlaka	15	7	8	12	-	-	1	1	3	3	11	8	-	-

1.7. STUDENTI KOJI SU DIPLOMIRALI PREMA ŽUPANIJI I GRADU/OPĆINI PREBIVALIŠTA, SKUPINAMA VISOKIH UČILIŠTA TE NAČINU  
STUDIRANJA I SPOLU U 2009.

STUDENTS WHO GRADUATED, BY COUNTY AND CITY/MUNICIPALITY OF RESIDENCE, GROUPS OF INSTITUTIONS OF HIGHER EDUCATION,  
MODE OF STUDY AND SEX, 2009

(nastavak)  
(continued)

	Ukupno Total				Visoke škole Schools of professional higher education		Veleučilišta Polytechnics		Fakulteti Faculties				Umjetničke akademije Art academies	
	svoga All	muškarci Men	žene Women	redoviti Full-time	svoga All	redoviti Full-time	svoga All	redoviti Full-time	stručni studij Professional study		sveučilišni studij University study		svoga All	redoviti Full-time
									svoga All	redoviti Full-time	svoga All	redoviti Full-time		
Ražanac	8	3	5	6	-	-	-	-	2	1	6	5	-	-
Sali	13	6	7	11	-	-	2	-	1	1	9	9	1	1
Stankovci	6	3	3	5	-	-	1	1	1	-	4	4	-	-
Starigrad	8	2	6	8	-	-	-	-	2	2	6	6	-	-
Sukošan	27	10	17	19	-	-	3	2	7	3	17	14	-	-
Sveti Filip i Jakov	20	7	13	15	1	-	3	2	5	3	11	10	-	-
Škabrnja	8	1	7	5	-	-	-	-	3	1	5	4	-	-
Tkon	4	3	1	3	-	-	-	-	2	1	2	2	-	-
Vir	7	2	5	6	1	1	-	-	1	1	5	4	-	-
Vrsi	8	3	5	6	-	-	1	-	2	1	5	5	-	-
Zemunik Donji	13	5	8	12	-	-	2	1	1	1	10	10	-	-
<b>Osječko-baranjska županija County of Osijek-Baranja</b>	<b>1 885</b>	<b>773</b>	<b>1 112</b>	<b>1 479</b>	<b>52</b>	<b>11</b>	<b>78</b>	<b>44</b>	<b>283</b>	<b>186</b>	<b>1 437</b>	<b>1 203</b>	<b>35</b>	<b>35</b>
<i>Gradovi/ Cities</i>														
Beli Manastir	37	16	21	30	-	-	-	-	5	3	31	26	1	1
Belišće	70	28	42	62	-	-	2	2	14	11	52	47	2	2
Donji Miholjac	68	30	38	50	1	-	6	3	13	8	47	38	1	1
Đakovo	176	71	105	147	5	1	11	8	34	23	125	114	1	1
Našice	121	59	62	94	7	-	18	12	10	6	86	76	-	-
Osijek	926	360	566	704	24	7	22	12	114	69	743	593	23	23
Valpovo	81	34	47	57	5	1	3	-	16	11	55	43	2	2
<i>Općine/ Municipalities</i>														
Antunovac	17	5	12	16	-	-	1	-	4	4	12	12	-	-
Bilje	20	10	10	17	-	-	1	-	2	1	17	16	-	-
Bizovac	17	4	13	13	-	-	-	-	3	2	14	11	-	-
Čeminac	7	2	5	7	-	-	-	-	1	1	6	6	-	-
Čepin	67	28	39	56	2	1	2	2	10	5	52	47	1	1
Darda	26	13	13	23	1	1	-	-	6	6	19	16	-	-
Donja Motičina	7	3	4	5	-	-	-	-	2	2	5	3	-	-
Draž	5	-	5	5	-	-	-	-	-	-	5	5	-	-
Drenje	7	4	3	6	-	-	-	-	-	-	7	6	-	-
Đurđenovac	25	9	16	21	1	-	2	2	3	2	19	17	-	-
Erdut	18	10	8	17	-	-	-	-	2	1	16	16	-	-
Ernestinovo	9	-	9	9	-	-	-	-	1	1	8	8	-	-
Feričanci	14	5	9	13	-	-	2	1	6	6	6	6	-	-
Gorjani	12	4	8	11	1	-	-	-	3	3	8	8	-	-
Jagodnjak	4	1	3	3	-	-	-	-	4	3	-	-	-	-
Kneževi Vinogradi	8	3	5	6	-	-	-	-	2	-	6	6	-	-
Koška	16	9	7	11	-	-	1	-	3	1	12	10	-	-
Levanjska Varoš	1	1	-	1	-	-	-	-	-	-	1	1	-	-
Magadenovac	8	2	6	7	-	-	-	-	1	1	7	6	-	-
Marjanci	13	4	9	11	-	-	-	-	3	3	10	8	-	-
Petlovac	7	5	2	4	1	-	-	-	2	1	4	3	-	-
Petrijevci	15	5	10	13	1	-	-	-	3	3	9	8	2	2
Podgorač	7	3	4	6	-	-	1	-	1	1	5	5	-	-
Podravska Moslavina	5	4	1	3	-	-	-	-	3	1	2	2	-	-
Popovac	6	3	3	5	-	-	1	-	1	1	4	4	-	-
Punitovci	11	5	6	10	-	-	-	-	4	3	6	6	1	1
Satnica Đakovačka	6	4	2	3	-	-	1	-	1	-	4	3	-	-
Semeljci	17	10	7	13	3	-	1	-	1	1	11	11	1	1
Strizivojna	6	3	3	4	-	-	2	2	2	-	2	2	-	-
Šodolovci	1	1	-	1	-	-	-	-	1	1	-	-	-	-
Trnava	7	3	4	3	-	-	-	-	-	-	7	3	-	-
Viljevo	6	5	1	4	-	-	1	-	-	-	5	4	-	-
Viškovci	4	3	1	2	-	-	-	-	1	-	3	2	-	-
Vladislavci	5	3	2	4	-	-	-	-	-	-	5	4	-	-
Vuka	2	1	1	2	-	-	-	-	1	1	1	1	-	-
<b>Šibensko-kninska županija County of Šibenik-Knin</b>	<b>705</b>	<b>296</b>	<b>409</b>	<b>523</b>	<b>33</b>	<b>10</b>	<b>203</b>	<b>121</b>	<b>100</b>	<b>53</b>	<b>361</b>	<b>331</b>	<b>8</b>	<b>8</b>
<i>Gradovi/ Cities</i>														
Drniš	60	22	38	50	-	-	9	5	11	7	39	37	1	1
Knin	89	39	50	65	7	-	37	25	15	12	30	28	-	-
Skradin	15	7	8	11	-	-	7	5	2	-	6	6	-	-
Šibenik	389	166	223	291	19	5	112	69	39	18	214	194	5	5
Vodice	45	14	31	28	3	2	17	7	10	5	15	14	-	-

1.7. STUDENTI KOJI SU DIPLOMIRALI PREMA ŽUPANIJI I GRADU/OPĆINI PREBIVALIŠTA, SKUPINAMA VISOKIH UČILIŠTA TE NAČINU STUDIRANJA I SPOLU U 2009.

STUDENTS WHO GRADUATED, BY COUNTY AND CITY/MUNICIPALITY OF RESIDENCE, GROUPS OF INSTITUTIONS OF HIGHER EDUCATION, MODE OF STUDY AND SEX, 2009

(nastavak)  
(continued)

	Ukupno Total				Visoke škole Schools of professional higher education		Veleučilišta Polytechnics		Fakulteti Faculties				Umjetničke akademije Art academies	
	svoga All	muškarci Men	žene Women	redoviti Full-time	svoga All	redoviti Full-time	svoga All	redoviti Full-time	stručni studij Professional study		sveučilišni studij University study		svoga All	redoviti Full-time
									svoga All	redoviti Full-time	svoga All	redoviti Full-time		
Općine/ Municipalities														
Bilice	13	6	7	8	-	-	4	2	3	1	6	5	-	-
Biskupija	2	1	1	1	-	-	1	-	1	1	-	-	-	-
Ervenik	1	-	1	1	-	-	-	-	-	-	1	1	-	-
Kijevo	2	1	1	2	-	-	-	-	1	1	1	1	-	-
Kistanje	3	-	3	3	-	-	2	2	-	-	1	1	-	-
Murter-Kornati	9	5	4	8	-	-	1	1	-	-	6	5	2	2
Pirovac	14	4	10	9	2	1	1	-	4	1	7	7	-	-
Primošten	14	6	8	9	-	-	2	1	3	1	9	7	-	-
Promina	4	3	1	3	-	-	-	-	1	-	3	3	-	-
Rožznica	11	6	5	9	-	-	2	-	2	2	7	7	-	-
Ružić	4	-	4	2	-	-	1	-	1	-	2	2	-	-
Tisno	19	11	8	14	1	1	5	4	6	3	7	6	-	-
Tribunj	9	3	6	7	1	1	2	-	-	-	6	6	-	-
Unešić	2	2	-	2	-	-	-	-	1	1	1	1	-	-
Vukovarsko-srijemska županija County of Vukovar-Sirmium	901	381	520	711	32	9	91	73	190	133	575	483	13	13
Gradovi/ Cities														
Ilok	34	14	20	29	1	-	4	1	5	4	22	22	2	2
Otok	26	11	15	20	-	-	2	2	8	6	16	12	-	-
Vinkovci	268	111	157	194	9	4	32	27	43	23	179	135	5	5
Vukovar	137	56	81	108	10	2	16	13	26	18	82	72	3	3
Županja	123	54	69	102	6	2	6	6	23	17	86	75	2	2
Općine/ Municipalities														
Andrijaševci	20	7	13	18	-	-	1	1	5	4	14	13	-	-
Babina Greda	12	3	9	11	-	-	2	2	1	1	9	8	-	-
Bogdanovci	8	4	4	7	-	-	2	2	4	4	2	1	-	-
Borovo	6	3	3	3	-	-	2	1	3	1	1	1	-	-
Bošnjaci	20	8	12	19	1	1	1	1	5	5	13	12	-	-
Cerna	23	10	13	19	1	-	-	-	2	1	20	18	-	-
Drenovci	15	7	8	15	-	-	1	1	6	6	8	8	-	-
Gradište	9	7	2	7	-	-	2	1	2	2	5	4	-	-
Gunja	9	5	4	6	-	-	1	-	5	3	3	3	-	-
Ivankovo	32	11	21	24	-	-	4	3	6	5	22	16	-	-
Jarmina	2	2	-	2	-	-	-	-	1	1	1	1	-	-
Lovas	6	2	4	4	-	-	1	-	2	1	3	3	-	-
Markušica	5	1	4	5	-	-	-	-	-	-	4	4	1	1
Negoslavci	3	2	1	2	-	-	1	1	2	1	-	-	-	-
Nijemci	10	6	4	9	-	-	1	1	4	3	5	5	-	-
Nuštar	28	8	20	21	-	-	4	3	8	6	16	12	-	-
Privlaka	6	4	2	4	2	-	-	-	2	2	2	2	-	-
Stari Jankovci	16	5	11	13	-	-	2	2	6	3	8	8	-	-
Stari Mikanovci	9	8	1	8	-	-	1	-	1	1	7	7	-	-
Štitar	3	-	3	3	-	-	-	-	1	1	2	2	-	-
Tompojevci	10	4	6	8	-	-	2	2	4	3	4	3	-	-
Tordinci	7	3	4	6	-	-	-	-	2	1	5	5	-	-
Tovarnik	30	14	16	26	1	-	2	2	7	6	20	18	-	-
Trpinja	5	4	1	4	-	-	-	-	1	-	4	4	-	-
Vođinci	9	4	5	6	1	-	-	-	4	3	4	3	-	-
Vrbanja	10	3	7	8	-	-	1	1	1	1	8	6	-	-
Splitsko-dalmatinska županija County of Split-Dalmatia	3 809	1 582	2 227	2 853	126	25	68	39	1 187	561	2 334	2 134	94	94
Gradovi/ Cities														
Hvar	21	7	14	18	-	-	2	2	8	5	10	10	1	1
Imotski	91	36	55	69	3	1	4	4	27	10	56	53	1	1
Kaštela	315	117	198	246	12	4	8	4	92	46	193	182	10	10
Komiža	7	1	6	5	-	-	-	-	1	-	6	5	-	-
Makarska	99	37	62	79	4	2	3	2	30	14	60	59	2	2
Omiš	124	58	66	100	2	-	1	1	34	17	83	78	4	4
Sinj	210	77	133	154	16	-	9	6	52	27	131	119	2	2
Solin	164	61	103	115	6	1	-	-	62	25	93	86	3	3
Split	1 892	840	1 052	1 378	57	10	19	8	582	252	1 178	1 052	56	56
Stari Grad	16	4	12	12	-	-	-	-	8	4	8	8	-	-
Supetar	28	8	20	20	-	-	-	-	19	11	9	9	-	-
Trilj	29	13	16	23	-	-	1	1	5	1	23	21	-	-

1.7. STUDENTI KOJI SU DIPLOMIRALI PREMA ŽUPANIJI I GRADU/OPĆINI PREBIVALIŠTA, SKUPINAMA VISOKIH UČILIŠTA TE NAČINU STUDIRANJA I SPOLU U 2009.

STUDENTS WHO GRADUATED, BY COUNTY AND CITY/MUNICIPALITY OF RESIDENCE, GROUPS OF INSTITUTIONS OF HIGHER EDUCATION, MODE OF STUDY AND SEX, 2009

(nastavak)  
(continued)

	Ukupno Total				Visoke škole Schools of professional higher education		Veleučilišta Polytechnics		Fakulteti Faculties				Umjetničke akademije Art academies	
	svega All	muškarci Men	žene Women	redoviti Full-time	svega All	redoviti Full-time	svega All	redoviti Full-time	stručni studij Professional study		sveučilišni studij University study		svega All	redoviti Full-time
									svega All	redoviti Full-time	svega All	redoviti Full-time		
Trogir	108	41	67	86	4	-	3	1	27	16	71	66	3	3
Vis	14	5	9	11	1	-	-	-	5	4	7	6	1	1
Vrgorac	52	21	31	42	3	1	-	-	17	10	32	31	-	-
Vrlika	8	3	5	8	-	-	-	-	2	2	6	6	-	-
<i>Općine/ Municipalities</i>														
Baška Voda	19	5	14	16	-	-	-	-	5	3	13	12	1	1
Bol	11	5	6	10	-	-	2	1	2	2	7	7	-	-
Brela	13	7	6	11	-	-	1	1	3	1	8	8	1	1
Cista Provo	15	7	8	10	-	-	-	-	6	3	9	7	-	-
Dicmo	10	7	3	7	1	-	1	1	3	2	5	4	-	-
Dugi Rat	59	20	39	53	1	1	1	-	16	11	40	40	1	1
Dugopolje	20	9	11	13	2	-	-	-	10	7	8	6	-	-
Gradac	11	2	9	10	-	-	-	-	2	2	9	8	-	-
Hrvace	16	8	8	13	1	-	-	-	4	3	11	10	-	-
Jelsa	18	7	11	14	1	1	-	-	4	1	13	12	-	-
Klis	28	6	22	20	1	-	-	-	12	5	13	13	2	2
Lokvičići	1	1	-	1	-	-	-	-	-	-	1	1	-	-
Lovreć	11	3	8	11	-	-	-	-	5	5	6	6	-	-
Marina	19	4	15	15	1	1	-	-	9	5	8	8	1	1
Milna	2	1	1	2	-	-	-	-	2	2	-	-	-	-
Muč	10	1	9	8	-	-	1	1	4	3	5	4	-	-
Nerežišća	4	-	4	4	-	-	-	-	1	1	3	3	-	-
Okrug	29	15	14	24	-	-	2	2	9	5	18	17	-	-
Otok	18	8	10	15	1	-	-	-	10	8	7	7	-	-
Podbablje	36	10	26	28	-	-	1	-	18	12	17	16	-	-
Podgora	14	7	7	13	1	1	-	-	3	2	10	10	-	-
Podstrana	80	38	42	51	3	-	3	1	32	12	41	37	1	1
Postira	11	5	6	10	-	-	-	-	2	1	9	9	-	-
Prgomet	2	2	-	2	-	-	-	-	-	-	2	2	-	-
Primorski Dolac	1	-	1	-	-	-	-	-	-	-	1	-	-	-
Proložac	29	15	14	21	1	1	1	1	11	4	16	15	-	-
Pučišća	10	3	7	10	-	-	-	-	1	1	9	9	-	-
Runovići	25	13	12	17	-	-	1	1	11	5	13	11	-	-
Seget	29	15	14	20	1	-	4	1	8	3	15	15	1	1
Selca	12	6	6	9	-	-	-	-	5	3	7	6	-	-
Sučuraj	5	-	5	4	-	-	-	-	1	-	3	3	1	1
Sutivan	8	3	5	5	-	-	-	-	3	1	5	4	-	-
Šestanovac	8	2	6	6	-	-	-	-	2	1	6	5	-	-
Šolta	8	5	3	7	-	-	-	-	1	-	6	6	1	1
Tučepi	13	4	9	12	1	1	-	-	2	1	10	10	-	-
Zagvozd	7	2	5	4	-	-	-	-	2	-	5	4	-	-
Zmijavci	19	7	12	11	2	-	-	-	7	2	9	8	1	1
Istarska županija County of Istria	1 429	579	850	1 018	110	28	112	33	186	89	1 003	850	18	18
<i>Gradovi/ Cities</i>														
Buje	31	16	15	23	-	-	1	1	5	1	25	21	-	-
Buzet	74	30	44	40	15	-	3	1	7	2	48	36	1	1
Labin	102	46	56	77	5	1	4	2	13	6	79	67	1	1
Novigrad	29	10	19	19	1	-	1	1	4	1	23	17	-	-
Pazin	98	34	64	78	8	2	7	2	10	6	72	67	1	1
Poreč	115	51	64	89	5	-	6	2	12	7	90	78	2	2
Pula	398	164	234	290	37	17	42	8	40	19	272	239	7	7
Rovinj	80	38	42	59	6	-	4	1	13	7	55	49	2	2
Umag	89	31	58	43	2	-	5	1	28	8	54	34	-	-
Vodnjan	22	8	14	15	2	-	2	-	4	2	14	13	-	-
<i>Općine/ Municipalities</i>														
Bale	7	1	6	6	1	-	1	1	1	1	4	4	-	-
Barban	18	4	14	12	1	1	3	-	6	3	8	8	-	-
Brtonigla	3	1	2	2	-	-	-	-	-	-	3	2	-	-
Cerovlje	15	6	9	7	4	1	3	-	2	2	6	4	-	-
Fažana	23	8	15	16	4	1	2	-	4	2	12	12	1	1
Funtana	8	6	2	7	-	-	1	1	1	-	6	6	-	-
Gračišće	14	6	8	11	2	1	-	-	1	1	11	9	-	-
Grožnjan	5	2	3	2	1	-	1	1	-	-	3	1	-	-
Kanfanar	13	7	6	8	-	-	3	-	1	1	9	7	-	-
Karolja	6	3	3	4	1	-	-	-	-	-	5	4	-	-

1.7. STUDENTI KOJI SU DIPLOMIRALI PREMA ŽUPANIJI I GRADU/OPĆINI PREBIVALIŠTA, SKUPINAMA VISOKIH UČILIŠTA TE NAČINU STUDIRANJA I SPOLU U 2009.

STUDENTS WHO GRADUATED, BY COUNTY AND CITY/MUNICIPALITY OF RESIDENCE, GROUPS OF INSTITUTIONS OF HIGHER EDUCATION, MODE OF STUDY AND SEX, 2009

(nastavak)  
(continued)

	Ukupno Total				Visoke škole Schools of professional higher education		Veleučilišta Polytechnics		Fakulteti Faculties				Umjetničke akademije Art academies	
	svoga All	muškarci Men	žene Women	redoviti Full-time	svoga All	redoviti Full-time	svoga All	redoviti Full-time	stručni studij Professional study		sveučilišni studij University study		svoga All	redoviti Full-time
									svoga All	redoviti Full-time	svoga All	redoviti Full-time		
Kaštelir-Labinci	9	5	4	6	-	-	-	-	1	-	8	6	-	-
Kršan	25	10	15	20	-	-	-	-	4	3	20	16	1	1
Lanišće	2	-	2	2	-	-	-	-	-	-	2	2	-	-
Ližnjan	18	4	14	16	-	-	3	1	3	3	12	12	-	-
Lupoglav	10	1	9	9	-	-	1	1	3	2	6	6	-	-
Marčana	21	11	10	13	2	1	4	1	1	1	14	10	-	-
Međulin	35	16	19	28	2	2	2	-	3	1	27	24	1	1
Motovun	11	3	8	7	-	-	1	1	2	-	7	5	1	1
Oprtalj	8	2	6	6	-	-	1	1	1	-	6	5	-	-
Piće	8	3	5	7	1	-	1	1	1	1	5	5	-	-
Raša	19	8	11	17	-	-	4	3	2	1	13	13	-	-
Sveta Nedelja	23	11	12	16	2	1	1	-	3	2	17	13	-	-
Sveti Lovreč	2	1	1	2	-	-	-	-	-	-	2	2	-	-
Sveti Petar u Šumi	6	3	3	6	-	-	-	-	1	1	5	5	-	-
Svetvinčenat	9	5	4	5	2	-	2	1	3	2	2	2	-	-
Tar-Vabriga	4	-	4	3	-	-	-	-	1	-	3	3	-	-
Tinjan	8	4	4	7	-	-	1	1	-	-	7	6	-	-
Višnjan	16	7	9	12	1	-	-	-	2	2	13	10	-	-
Vižinada	7	1	6	2	2	-	-	-	-	-	5	2	-	-
Vrsar	12	4	8	6	1	-	-	-	2	-	9	6	-	-
Žminj	26	8	18	20	2	-	2	-	1	1	21	19	-	-
Dubrovačko-neretvanska županija County of Dubrovnik-Neretva	911	387	524	695	50	26	38	30	181	69	621	549	21	21
Gradovi/ Cities														
Dubrovnik	359	158	201	279	19	18	17	14	55	13	253	219	15	15
Korčula	47	16	31	40	-	-	3	2	10	6	34	32	-	-
Metković	124	57	67	90	10	2	1	1	31	16	81	70	1	1
Opuzen	24	8	16	20	-	-	-	-	5	2	19	18	-	-
Ploče	105	43	62	72	8	-	7	5	31	12	57	53	2	2
Općine/ Municipalities														
Blato	30	10	20	22	-	-	1	-	5	2	24	20	-	-
Dubrovačko primorje	11	5	6	7	-	-	-	-	1	-	10	7	-	-
Janjina	4	1	3	3	-	-	-	-	1	-	3	3	-	-
Konavle	59	29	30	52	4	3	1	1	9	4	44	43	1	1
Kula Norinska	8	2	6	6	1	-	-	-	4	3	3	3	-	-
Lastovo	2	1	1	1	-	-	-	-	1	-	1	1	-	-
Lumbarda	7	3	4	4	-	-	-	-	2	-	3	2	2	2
Mljet	2	-	2	1	-	-	1	-	-	-	1	1	-	-
Orebić	27	9	18	23	-	-	3	3	6	2	18	18	-	-
Pojezerje	2	-	2	2	-	-	-	-	-	-	2	2	-	-
Slivno	3	-	3	3	-	-	-	-	-	-	3	3	-	-
Smokvica	9	3	6	6	-	-	-	-	3	1	6	5	-	-
Ston	12	6	6	11	-	-	1	1	-	-	11	10	-	-
Trpanj	3	2	1	-	1	-	-	-	2	-	-	-	-	-
Vela Luka	26	12	14	20	-	-	2	2	10	6	14	12	-	-
Zažablje	1	1	-	-	-	-	-	-	-	-	1	-	-	-
Župa dubrovačka	46	21	25	33	7	3	1	1	5	2	33	27	-	-
Međimurska županija County of Međimurje	663	239	424	483	40	8	69	49	154	60	396	362	4	4
Gradovi/ Cities														
Čakovec	242	92	150	174	10	2	24	13	59	22	148	136	1	1
Mursko Središće	32	13	19	24	1	-	1	1	10	4	20	19	-	-
Prelog	47	16	31	40	1	-	7	6	11	6	27	27	1	1
Općine/ Municipalities														
Belica	11	4	7	6	2	-	2	1	3	1	4	4	-	-
Dekanovec	5	2	3	3	1	-	-	-	-	-	4	3	-	-
Domašinec	11	7	4	7	3	-	-	-	2	1	6	6	-	-
Donja Dubrava	8	1	7	5	-	-	1	1	2	1	5	3	-	-
Donji Kraljevec	26	10	16	19	4	1	3	2	3	1	16	15	-	-
Donji Vidovec	10	3	7	9	-	-	2	2	2	1	6	6	-	-
Goričan	16	3	13	8	-	-	1	1	8	1	7	6	-	-
Gornji Mihaljevec	11	4	7	6	1	-	1	1	3	-	6	5	-	-
Kotoriba	13	5	8	7	3	1	1	1	1	-	7	5	1	1
Mala Subotica	29	11	18	24	3	2	2	2	5	2	19	18	-	-
Nedelišće	68	27	41	52	4	2	8	6	13	4	42	39	1	1

**1.7. STUDENTI KOJI SU DIPLOMIRALI PREMA ŽUPANIJI I GRADU/OPĆINI PREBIVALIŠTA, SKUPINAMA VISOKIH UČILIŠTA TE NAČINU STUDIRANJA I SPOLU U 2009.**

*STUDENTS WHO GRADUATED, BY COUNTY AND CITY/MUNICIPALITY OF RESIDENCE, GROUPS OF INSTITUTIONS OF HIGHER EDUCATION, MODE OF STUDY AND SEX, 2009*

(nastavak)  
(continued)

	Ukupno <i>Total</i>				Visoke škole <i>Schools of professional higher education</i>		Veleučilišta <i>Polytechnics</i>		Fakulteti <i>Faculties</i>				Umjetničke akademije <i>Art academies</i>	
	svoga <i>All</i>	muškarci <i>Men</i>	žene <i>Women</i>	redoviti <i>Full-time</i>	svoga <i>All</i>	redoviti <i>Full-time</i>	svoga <i>All</i>	redoviti <i>Full-time</i>	stručni studij <i>Professional study</i>		sveučilišni studij <i>University study</i>		svoga <i>All</i>	redoviti <i>Full-time</i>
									All	Full-time	All	Full-time		
Orehovica	8	5	3	5	2	-	2	2	1	-	3	3	-	-
Podturen	12	3	9	9	-	-	-	-	4	1	8	8	-	-
Pribislavec	14	7	7	11	1	-	1	1	1	-	11	10	-	-
Selnica	8	3	5	7	1	-	-	-	2	2	5	5	-	-
Strahoninec	10	2	8	9	-	-	2	2	2	2	6	5	-	-
Sveta Marija	9	2	7	8	-	-	1	1	2	1	6	6	-	-
Sveti Juraj na Bregu	23	8	15	15	3	-	5	4	5	2	10	9	-	-
Sveti Martin na Muri	10	3	7	7	-	-	2	-	2	1	6	6	-	-
Šenkovec	21	6	15	15	-	-	3	3	5	3	13	9	-	-
Štrigova	11	2	9	7	-	-	-	-	4	1	7	6	-	-
Vratišinec	8	-	8	6	-	-	-	-	4	3	4	3	-	-
Grad Zagreb <i>City of Zagreb</i>	7 011	3 034	3 977	4 983	757	307	878	568	640	190	4 626	3 808	110	110
Prebivalište izvan Republike Hrvatske <i>Residence outside Republic of Croatia</i>	682	290	392	591	53	32	31	21	94	55	492	471	12	12
Nepoznato prebivalište <i>Unknown residence</i>	119	66	53	62	4	4	40	13	20	5	53	38	2	2

**2. MAGISTRI ZNANOSTI, MAGISTRI I SVEUČILIŠNI SPECIJALISTI**  
**MASTERS OF SCIENCE, MASTERS AND UNIVERSITY SPECIALISTS**

**2.1. MAGISTRI ZNANOSTI, MAGISTRI I SVEUČILIŠNI SPECIJALISTI PREMA ZNANSTVENOM I UMJETNIČKOM PODRUČJU I POLJU<sup>1)</sup>**  
**MAGISTARSKOG/SPECIJALISTIČKOG RADA TE SPOLU OD 2005. DO 2009.**

MASTERS OF SCIENCE, MASTERS AND UNIVERSITY SPECIALISTS, BY SCIENTIFIC AND ARTISTIC FIELDS<sup>1)</sup> OF THEIR MASTER'S/SPECIALIST  
 THESESES AND SEX, 2005 – 2009

	2005.		2006.		2007.		2008.		2009.	
	ukupno Total	žene Women	ukupno Total	žene Women	ukupno Total	žene Women	ukupno Total	žene Women	ukupno Total	žene Women
Ukupno Total	973	473	682	324	793	410	871	475	965	557
Prirodne znanosti Life sciences	89	59	72	49	74	51	61	42	88	65
Matematika Mathematics	16	10	11	8	3	1	2	2	9	4
Fizika Physics	5	2	4	2	10	5	5	2	3	2
Geoznanosti Geosciences	5	2	13	7	4	-	5	3	-	-
Geologija Geological science	-	-	-	-	-	-	-	-	5	3
Kemija Chemistry	11	8	7	5	5	5	5	4	4	3
Biologija Biology	52	37	37	27	52	40	44	31	66	53
Geofizika Geophysics	-	-	-	-	-	-	-	-	1	-
Tehničke znanosti Engineering	174	39	171	29	181	40	119	21	86	15
Arhitektura i urbanizam Architecture and town planning	1	1	-	-	1	-	-	-	-	-
Brodogradnja Naval architecture	1	1	1	-	-	-	-	-	-	-
Elektrotehnika Electrical engineering	56	7	32	3	35	8	47	6	30	7
Geodezija Geodesy	6	2	2	-	1	1	1	-	2	-
Građevinarstvo Civil engineering	21	8	13	5	11	4	11	4	9	1
Grafička tehnologija Graphic arts technology	4	3	1	-	3	2	1	-	2	1
Kemijsko inženjerstvo Chemical engineering	7	3	3	2	-	-	-	-	-	-
Metalurgija Metallurgy	2	-	4	4	1	-	-	-	-	-
Računalstvo Computer science	18	3	10	3	6	2	4	-	2	-
Rudarstvo, nafta i geološko inženjerstvo Mining, petroleum and geological engineering	2	2	2	2	1	-	1	-	2	-
Strojarstvo Mechanical engineering	11	3	6	-	8	1	13	1	10	1
Tehnologija prometa i transport Technology of traffic and transportation	22	2	45	5	37	3	20	2	23	2
Tekstilna tehnologija Textiles technology	3	2	2	2	1	1	-	-	-	-
Temeljne tehničke znanosti Basic technical sciences	20	2	50	3	76	18	21	8	6	3
Biomedicina i zdravstvo Biomedicine and health	154	85	95	60	79	55	56	36	81	44
Temeljne medicinske znanosti Basic medical sciences	9	8	2	2	5	5	4	2	7	5
Kliničke medicinske znanosti Clinical medicine	86	43	57	34	38	22	17	12	36	21
Javno zdravstvo i zdravstvena zaštita Public health and health care	14	9	8	6	7	5	3	2	13	5
Veterinarska medicina Veterinary medicine	12	4	9	3	4	2	12	5	10	3
Dentalna medicina Dental medicine	29	18	19	15	21	17	18	14	12	8
Farmacija Pharmacy	4	3	-	-	4	4	2	1	3	2
Biotehničke znanosti Biotechnical sciences	52	18	36	21	30	15	46	27	45	29
Poljoprivreda Agronomy	33	10	9	4	12	2	12	4	8	5
Šumarstvo Forestry	9	1	8	2	4	2	5	-	16	8

1) Od 2009. Pravilnik o znanstvenim i umjetničkim područjima, poljima i granama (NN, br. 119/09.)

1) Since 2009, the Ordinance on Scientific and Artistic Areas, Fields and Branches (NN, No. 119/09)

2.1. MAGISTRI ZNANOSTI, MAGISTRI I SVEUČILIŠNI SPECIJALISTI PREMA ZNANSTVENOM I UMJETNIČKOM PODRUČJU I POLJU<sup>1)</sup>

MAGISTARSKOG/SPECIJALISTIČKOG RADA TE SPOLU OD 2005. DO 2009.

MASTERS OF SCIENCE, MASTERS AND UNIVERSITY SPECIALISTS, BY SCIENTIFIC AND ARTISTIC FIELDS<sup>1)</sup> OF THEIR MASTER'S/SPECIALIST THESES AND SEX, 2005 – 2009

(nastavak)  
(continued)

	2005.		2006.		2007.		2008.		2009.	
	ukupno Total	žene Women	ukupno Total	žene Women	ukupno Total	žene Women	ukupno Total	žene Women	ukupno Total	žene Women
Drvena tehnologija <i>Wood technology</i>	-	-	-	-	-	-	3	3	-	-
Biotehnologija <i>Biotechnology</i>	4	3	4	4	5	3	5	4	-	-
Prehrambena tehnologija <i>Food technology</i>	6	4	15	11	9	8	21	16	17	14
Interdisciplinarne biotehničke znanosti <i>Interdisciplinary biotechnical sciences</i>	-	-	-	-	-	-	-	-	4	2
Društvene znanosti <i>Social sciences</i>	402	209	258	138	357	199	503	285	595	360
Ekonomija <i>Economics</i>	259	130	183	97	225	126	268	159	428	258
Pravo <i>Law</i>	37	24	25	11	43	21	57	28	60	31
Politologija <i>Political science</i>	33	8	-	-	16	5	28	13	38	20
Informacijske i komunikacijske znanosti <i>Information and telecommunication</i>	17	11	17	9	23	13	89	35	20	11
Sociologija <i>Sociology</i>	6	3	-	-	1	-	5	3	2	1
Psihologija <i>Psychology</i>	14	8	5	5	6	5	16	14	11	8
Pedagogija <i>Pedagogy</i>	35	24	27	15	39	26	29	25	22	20
Edukacijsko-rehabilitacijske znanosti <i>Special education</i>	-	-	-	-	-	-	8	7	4	3
Kineziologija <i>Kinesiology</i>	-	-	-	-	-	-	2	-	-	-
Socijalna geografija i demografija <i>Social geography and demography</i>	-	-	-	-	1	-	-	-	-	-
Socijalna djelatnost <i>Social work</i>	1	1	1	1	3	3	1	1	9	7
Interdisciplinarne društvene djelatnosti <i>Interdisciplinary social sciences</i>	-	-	-	-	-	-	-	-	1	1
Humanističke znanosti <i>Humanities</i>	102	63	43	21	46	28	60	43	56	36
Filozofija <i>Philosophy</i>	5	2	5	1	5	2	1	1	4	2
Teologija <i>Theology</i>	7	2	9	2	10	6	12	4	1	-
Filologija <i>Philology</i>	36	28	11	9	15	12	30	25	26	22
Povijest <i>History</i>	26	10	17	8	7	3	8	5	9	3
Povijest umjetnosti <i>History of art</i>	5	2	-	-	1	1	3	3	4	3
Znanost o umjetnosti <i>Art science</i>	14	11	-	-	1	-	1	1	1	-
Arheologija <i>Archaeology</i>	3	2	1	1	6	3	4	3	4	3
Etnologija i antropologija <i>Ethnology and anthropology</i>	6	6	-	-	1	1	1	1	2	-
Religijske znanosti (interdisciplinarno polje) <i>Religious sciences (interdisciplinary field)</i>	-	-	-	-	-	-	-	-	1	-
Interdisciplinarne društvene znanosti <i>Interdisciplinary humanities</i>	-	-	-	-	-	-	-	-	4	3
Umjetničko područje <i>Artistic field</i>	-	-	7	6	4	3	7	5	14	8
Glazbena umjetnost <i>Music art</i>	-	-	7	6	4	3	7	5	14	8
Interdisciplinarno područje <i>Interdisciplinary field</i>	-	-	-	-	22	19	19	16	-	-
Zaštita prirode i okoliša <i>Environmental protection</i>	-	-	-	-	4	3	-	-	-	-
Konferencijsko prevodenje <i>Conference interpreting</i>	-	-	-	-	18	16	16	13	-	-
Javna uprava <i>Public administration</i>	-	-	-	-	-	-	3	3	-	-

**2.2. MAGISTRI ZNANOSTI, MAGISTRI I SVEUČILIŠNI SPECIJALISTI PREMA NAZIVU VISOKOG UČILIŠTA NA KOJEM SU STEKLI AKADEMSKI STUPANJ/NAZIV I SPOLU OD 2005. DO 2009.**

MASTERS OF SCIENCE, MASTERS AND UNIVERSITY SPECIALISTS, BY NAME OF INSTITUTION OF HIGHER EDUCATION AT WHICH THEY OBTAINED ACADEMIC DEGREE/TITLE AND BY SEX, 2005 –2009

	2005.		2006.		2007.		2008.		2009.	
	ukupno Total	žene Women	ukupno Total	žene Women	ukupno Total	žene Women	ukupno Total	žene Women	ukupno Total	žene Women
Ukupno Total	973	473	682	324	793	410	871	475	965	557
Visoka škola za sigurnost, Zagreb <sup>1)</sup> School of Professional Higher Education in Safety, Zagreb <sup>1)</sup>	20	2	43	1	63	13	13	3	-	-
Međunarodna diplomatska škola za poslovno upravljanje, Zagreb International Graduate Business School, Zagreb	12	6	10	8	-	-	-	-	-	-
Visoko evanđeosko teološko učilište, Osijek Evangelical Theological Seminary, Osijek	6	2	7	2	-	-	5	-	-	-
Prirodoslovno-matematički fakultet – Matematički odjel, Zagreb Faculty of Science, Department of Mathematics, Zagreb	16	10	11	8	3	1	2	2	9	4
Prirodoslovno-matematički fakultet, Zagreb Faculty of Science, Zagreb	68	45	51	35	62	45	49	31	70	54
Prirodoslovno-matematički fakultet, Split <sup>2)</sup> Faculty of Science, Split <sup>2)</sup>	-	-	-	-	-	-	5	5	5	4
Sveučilišni interdisciplinarni studij Sveučilišta u Osijeku i Instituta "Ruder Bošković", Zagreb Interdisciplinary Study, University of Osijek and Institute "Ruder Bošković", Zagreb	1	1	2	1	4	3	6	3	7	5
Arhitektonski fakultet, Zagreb Faculty of Architecture, Zagreb	1	1	-	-	1	-	-	-	-	-
Građevinski fakultet, Osijek Faculty of Civil Engineering, Osijek	2	2	-	-	2	-	1	1	-	-
Građevinski fakultet, Rijeka Faculty of Civil Engineering, Rijeka	2	1	1	1	1	-	-	-	1	-
Građevinski fakultet, Zagreb Faculty of Civil Engineering, Zagreb	17	5	8	2	10	4	7	1	4	1
Građevinsko-arhitektonski fakultet, Split Faculty of Civil Engineering and Architecture, Split	-	-	5	3	-	-	4	3	4	-
Geodetski fakultet, Zagreb Faculty of Geodesy, Zagreb	6	2	2	-	1	1	1	-	2	-
Grafički fakultet, Zagreb Faculty of Graphic Arts, Zagreb	4	3	1	-	3	2	1	-	2	1
Strojarski fakultet, Slavonski Brod Faculty of Mechanical Engineering, Slavonski Brod	1	-	1	-	2	-	3	-	2	1
Fakultet strojarstva i brodogradnje, Zagreb Faculty of Mechanical Engineering and Naval Architecture, Zagreb	5	3	4	-	5	-	9	-	4	-
Tehnički fakultet, Rijeka Faculty of Engineering, Rijeka	3	1	4	-	2	1	-	-	3	-
Fakultet elektrotehnike, strojarstva i brodogradnje, Split Faculty of Electrical Engineering, Mechanical Engineering and Naval Architecture, Split	8	-	7	1	9	3	6	1	4	-
Elektrotehnički fakultet, Osijek Faculty of Electrical Engineering, Osijek	2	-	2	-	-	-	6	-	-	-
Fakultet elektrotehnike i računarstva, Zagreb Faculty of Electrical Engineering and Computing, Zagreb	67	10	34	5	33	7	40	6	29	7
Fakultet prometnih znanosti, Zagreb Faculty of Transport and Traffic Engineering, Zagreb	15	2	37	4	31	3	13	1	21	2
Rudarsko-geološko-naftni fakultet, Zagreb Faculty of Mining, Geology and Petroleum Engineering, Zagreb	2	2	2	2	1	-	2	1	2	-
Metalurški fakultet, Sisak Faculty of Metallurgy, Sisak	2	-	4	4	1	-	-	-	-	-
Fakultet kemijskog inženjerstva i tehnologije, Zagreb Faculty of Chemical Engineering and Technology, Zagreb	11	6	12	7	12	7	12	8	-	-
Kemijsko-tehnološki fakultet, Split Faculty of Chemistry and Technology, Split	1	1	1	1	-	-	-	-	-	-
Tekstilno-tehnološki fakultet, Zagreb Faculty of Textile Technology, Zagreb	3	2	2	2	1	1	-	-	-	-
Pomorski fakultet, Rijeka Faculty of Maritime Studies, Rijeka	7	-	5	1	2	-	1	1	-	-
Pomorski fakultet, Split Faculty of Maritime Studies, Split	-	-	3	-	4	-	6	-	2	-
Medicinski fakultet, Osijek Faculty of Medicine, Osijek	5	3	-	-	-	-	3	3	1	1
Medicinski fakultet, Rijeka Faculty of Medicine, Rijeka	18	11	12	8	11	6	6	4	7	4
Medicinski fakultet, Split Faculty of Medicine, Split	11	4	2	2	5	4	-	-	6	4
Medicinski fakultet, Zagreb Faculty of Medicine, Zagreb	74	41	53	32	35	23	15	10	44	23

1) Do 2005. Visoka škola za sigurnost na radu, Zagreb

2) Nastao 2008. podjelom Fakulteta prirodoslovno-matematičkih znanosti i kineziologije, Split.

1) Until 2005. School of Professional Higher Education for Safety at Work, Zagreb

2) Since 2008. created by dividing of the Faculty of Science and Kinesiology, Split

**2.2. MAGISTRI ZNANOSTI, MAGISTRI I SVEUČILIŠNI SPECIJALISTI PREMA NAZIVU VISOKOG UČILIŠTA NA KOJEM SU STEKLI AKADEMSKI STUPANJ/NAZIV I SPOLU OD 2005. DO 2009.**

MASTERS OF SCIENCE, MASTERS AND UNIVERSITY SPECIALISTS, BY NAME OF INSTITUTION OF HIGHER EDUCATION AT WHICH THEY OBTAINED ACADEMIC DEGREE/TITLE AND BY SEX, 2005 – 2009

(nastavak)  
(continued)

	2005.		2006.		2007.		2008.		2009.	
	ukupno Total	žene Women	ukupno Total	žene Women	ukupno Total	žene Women	ukupno Total	žene Women	ukupno Total	žene Women
Stomatološki fakultet, Zagreb Faculty of Dental Medicine, Zagreb	30	18	19	15	20	16	19	14	11	8
Farmaceutsko-biokemijski fakultet, Zagreb Faculty of Pharmacy and Biochemistry, Zagreb	3	3	-	-	4	4	2	1	3	2
Veterinarski fakultet, Zagreb Faculty of Veterinary Medicine, Zagreb	12	4	9	3	4	2	12	5	10	3
Prehrambeno-tehnološki fakultet, Osijek Faculty of Food Technology, Osijek	1	1	1	1	1	-	3	1	3	2
Prehrambeno-biotehnološki fakultet, Zagreb Faculty of Food Technology and Biotechnology, Zagreb	9	6	18	14	10	9	19	16	13	12
Pojoprivredni fakultet, Osijek Faculty of Agriculture, Osijek	8	2	2	-	3	2	-	-	-	-
Agronomski fakultet, Zagreb Faculty of Agriculture, Zagreb	25	8	7	4	9	-	10	3	6	3
Šumarski fakultet, Zagreb Faculty of Forestry, Zagreb	9	1	8	2	4	2	7	3	16	8
Ekonomski fakultet, Osijek Faculty of Economics, Osijek	40	22	22	11	42	23	78	38	161	97
Ekonomski fakultet, Rijeka Faculty of Economics, Rijeka	14	8	13	7	17	14	25	18	24	19
Ekonomski fakultet, Split Faculty of Economics, Split	26	5	20	7	25	9	31	20	31	15
Ekonomski fakultet, Zagreb Faculty of Economics, Zagreb	153	80	101	52	123	70	167	94	206	122
Sveučilišni odjel za ekonomiju i poslovnu ekonomiju Sveučilišta u Dubrovniku University Department of Economy and Business, University of Dubrovnik	4	3	-	-	-	-	8	3	2	2
Fakultet za menadžment u turizmu i ugostiteljstvu, Opatija Faculty of Tourism and Hospitality Management, Opatija	10	6	16	11	14	8	14	8	-	-
Sveučilišni odjel ekonomije i turizma Sveučilišta u Puli <sup>3)</sup> University Department of Economics and Tourism, University of Pula <sup>3)</sup>	-	-	-	-	5	2	12	8	5	4
Fakultet organizacije i informatike, Varaždin Faculty of Organisation and Informatics, Varaždin	7	3	12	4	11	5	16	1	11	4
Pravni fakultet, Osijek Faculty of Law, Osijek	-	-	3	-	4	2	5	4	14	8
Pravni fakultet, Rijeka Faculty of Law, Rijeka	6	4	-	-	3	-	19	9	16	6
Pravni fakultet, Split Faculty of Law, Split	4	2	2	2	4	1	13	5	15	5
Pravni fakultet, Zagreb Faculty of Law, Zagreb	28	19	22	11	35	21	21	11	24	19
Fakultet političkih znanosti, Zagreb Faculty of Political Sciences, Zagreb	33	8	-	-	15	5	28	13	36	18
Filozofski fakultet, Rijeka Faculty of Philosophy, Rijeka	1	1	5	3	1	1	2	2	3	3
Filozofski fakultet, Zagreb Faculty of Humanities and Social Sciences, Zagreb	108	72	36	27	39	28	84	67	59	43
Hrvatski studiji, Zagreb Croatian Studies, Zagreb	1	-	2	-	-	-	-	-	-	-
Učiteljski fakultet, Zagreb Faculty of Teacher Education, Zagreb	-	-	-	-	8	7	19	18	7	7
Fakultet prirodoslovno-matematičkih znanosti i kineziologije, Split Faculty of Natural Sciences, Mathematics and Kinesiology, Split	-	-	2	-	9	5	-	-	-	-
Sveučilišni odjeli Sveučilišta u Zadru University Departments of the University of Zadar	7	5	7	4	19	12	6	1	18	13
Edukacijsko-rehabilitacijski fakultet, Zagreb Faculty of Special Education and Rehabilitation, Zagreb	13	11	2	1	6	6	6	6	4	3
Kineziološki fakultet, Zagreb Faculty of Kinesiology, Zagreb	14	5	18	9	17	5	2	-	-	-
Centar za poslijediplomske studije Sveučilišta u Zagrebu Center for Postgraduate Study, University of Zagreb	-	-	-	-	18	16	12	12	13	7
Katolički bogoslovni fakultet, Zagreb Catholic Theological Faculty, Zagreb	1	-	1	-	5	2	6	3	1	-
Filozofski fakultet Družbe Isusove, Zagreb Faculty of Philosophy of the Society of Jesus, Zagreb	3	-	1	-	9	6	2	2	4	1
Muzička akademija, Zagreb Academy of Music, Zagreb	13	10	7	6	5	3	7	5	20	12

3) Do 2007. Fakultet ekonomije i turizma, Pula

3) Until 2007, the Faculty of Economics and Tourism, Pula

**2.3. MAGISTRI ZNANOSTI, MAGISTRI I SVEUČILIŠNI SPECIJALISTI PREMA SVEUČILIŠTU, NAZIVU I MJESTU VISOKOG UČILIŠTA NA KOJEM SU STEKLI AKADEMSKI STUPANJ/NAZIV TE PREMA ZNANSTVENOM I UMJETNIČKOM PODRUČJU MAGISTARSKOG/SPECIJALISTIČKOG RADA I SPOLU U 2009.**

MASTERS OF SCIENCE, MASTERS AND UNIVERSITY SPECIALISTS, BY UNIVERSITY, NAME AND PLACE OF INSTITUTION OF HIGHER EDUCATION AT WHICH THEY OBTAINED THEIR DEGREES/TITLES, BY SCIENTIFIC AND ARTISTIC FIELD OF THEIR MASTER'S/SPECIALIST THESES AND BY SEX, 2009

	Ukupno Total		Znanstveno i umjetničko područje magistarskog/specijalističkog rada Scientific and artistic field of master's/specialist theses						
	svega All	žene Women	prirodne znanosti Life sciences	tehničke znanosti Engineering	biomedicine i zdravlje Biomedicine and health	biotehničke znanosti Biotechnical sciences	društvene znanosti Social sciences	humanističke znanosti Humanities	umjetničko područje Artistic field
Ukupno Total	965	557	88	86	81	45	595	56	14
Sveučilište Dubrovnik University of Dubrovnik	2	2	-	-	-	-	2	-	-
Sveučilišni odjel za ekonomiju i poslovnu ekonomiju Sveučilišta u Dubrovniku University Department of Economy and Business, University of Dubrovnik	2	2	-	-	-	-	2	-	-
Sveučilište Osijek University of Osijek	188	114	4	2	1	6	175	-	-
Sveučilišni interdisciplinarni studij Sveučilišta u Osijeku i Instituta "Ruđer Bošković", Zagreb Interdisciplinary Study, University of Osijek and Institute "Ruđer Bošković", Zagreb	7	5	4	-	-	3	-	-	-
Strojarski fakultet, Slavonski Brod Faculty of Mechanical Engineering, Slavonski Brod	2	1	-	2	-	-	-	-	-
Medicinski fakultet, Osijek Faculty of Medicine, Osijek	1	1	-	-	1	-	-	-	-
Prehrambeno-tehnološki fakultet, Osijek Faculty of Food and Technology, Osijek	3	2	-	-	-	3	-	-	-
Ekonomski fakultet, Osijek Faculty of Economics, Osijek	161	97	-	-	-	-	161	-	-
Pravni fakultet, Osijek Faculty of Law, Osijek	14	8	-	-	-	-	14	-	-
Sveučilište Pula University of Pula	5	4	-	-	-	-	5	-	-
Sveučilišni odjel ekonomije i turizma Sveučilišta u Puli University Department of Economics and Tourism, University of Pula	5	4	-	-	-	-	5	-	-
Sveučilište Rijeka University of Rijeka	54	32	-	4	7	-	43	-	-
Građevinski fakultet, Rijeka Faculty of Civil Engineering, Rijeka	1	-	-	1	-	-	-	-	-
Tehnički fakultet, Rijeka Faculty of Engineering, Rijeka	3	-	-	3	-	-	-	-	-
Medicinski fakultet, Rijeka Faculty of Medicine, Rijeka	7	4	-	-	7	-	-	-	-
Ekonomski fakultet, Rijeka Faculty of Economics, Rijeka	24	19	-	-	-	-	24	-	-
Pravni fakultet, Rijeka Faculty of Law, Rijeka	16	6	-	-	-	-	16	-	-
Filozofski fakultet, Rijeka Faculty of Philosophy, Rijeka	3	3	-	-	-	-	3	-	-
Sveučilište Split University of Split	67	28	5	10	6	-	46	-	-
Prirodoslovno-matematički fakultet, Split Faculty of Sciences, Split	5	4	5	-	-	-	-	-	-
Građevinsko-arhitektonski fakultet, Split Faculty of Civil Engineering and Architecture, Split	4	-	-	4	-	-	-	-	-
Fakultet elektrotehnike, strojarstva i brodogradnje, Split Faculty of Electrical Engineering, Mechanical Engineering and Naval Architecture, Split	4	-	-	4	-	-	-	-	-
Pomorski fakultet, Split Faculty of Maritime Studies, Split	2	-	-	2	-	-	-	-	-
Medicinski fakultet, Split Faculty of Medicine, Split	6	4	-	-	6	-	-	-	-
Ekonomski fakultet, Split Faculty of Economics, Split	31	15	-	-	-	-	31	-	-
Pravni fakultet, Split Faculty of Law, Split	15	5	-	-	-	-	15	-	-

**2.3. MAGISTRI ZNANOSTI, MAGISTRI I SVEUČILIŠNI SPECIJALISTI PREMA SVEUČILIŠTU, NAZIVU I MJESTU VISOKOG UČILIŠTA NA KOJEM SU STEKLI AKADEMSKI STUPANJ/NAZIV TE PREMA ZNANSTVENOM I UMJETNIČKOM PODRUČJU MAGISTARSKOG/SPECIJALISTIČKOG RADA I SPOLU U 2009.**

MASTERS OF SCIENCE, MASTERS AND UNIVERSITY SPECIALISTS, BY UNIVERSITY, NAME AND PLACE OF INSTITUTION OF HIGHER EDUCATION AT WHICH THEY OBTAINED THEIR DEGREES/TITLES, BY SCIENTIFIC AND ARTISTIC FIELD OF THEIR MASTER'S/SPECIALIST THESES AND BY SEX, 2009

(nastavak)  
(continued)

	Ukupno Total		Znanstveno i umjetničko područje magistarskog/specijalističkog rada Scientific and artistic field of master's/specialist theses						
	svega All	žene Women	prirodne znanosti Life sciences	tehničke znanosti Engineering	biomedicine i zdravlje Biomedicine and health	biotehničke znanosti Biotechnical sciences	društvene znanosti Social sciences	humanističke znanosti Humanities	umjetničko područje Artistic field
Sveučilište Zadar University of Zadar	18	13	-	-	-	-	8	10	-
Sveučilišni odjeli Sveučilišta u Zadru University Departments of University of Zadar	18	13	-	-	-	-	8	10	-
Sveučilište Zagreb University of Zagreb	631	364	79	70	67	39	316	46	14
Prirodoslovno-matematički fakultet – Matematički odjel, Zagreb Faculty of Science, Department of Mathematics, Zagreb	9	4	9	-	-	-	-	-	-
Prirodoslovno-matematički fakultet, Zagreb Faculty of Science, Zagreb	70	54	70	-	-	-	-	-	-
Građevinski fakultet, Zagreb Faculty of Civil Engineering, Zagreb	4	1	-	4	-	-	-	-	-
Geodetski fakultet, Zagreb Faculty of Geodesy, Zagreb	2	-	-	2	-	-	-	-	-
Grafički fakultet, Zagreb Faculty of Graphic Arts, Zagreb	2	1	-	2	-	-	-	-	-
Fakultet strojarstva i brodogradnje, Zagreb Faculty of Mechanical Engineering and Naval Architecture, Zagreb	4	-	-	4	-	-	-	-	-
Fakultet elektrotehnike i računarstva, Zagreb Faculty of Electrical Engineering and Computing, Zagreb	29	7	-	29	-	-	-	-	-
Fakultet prometnih znanosti, Zagreb Faculty of Transport and Traffic Engineering, Zagreb	21	2	-	21	-	-	-	-	-
Rudarsko-geološko-naftni fakultet, Zagreb Faculty of Mining, Geology and Petroleum Engineering, Zagreb	2	-	-	2	-	-	-	-	-
Medicinski fakultet, Zagreb Faculty of Medicine, Zagreb	44	23	-	-	43	-	1	-	-
Stomatološki fakultet, Zagreb Faculty of Dental Medicine, Zagreb	11	8	-	-	11	-	-	-	-
Farmaceutsko-biokemijski fakultet, Zagreb Faculty of Pharmacy and Biochemistry, Zagreb	3	2	-	-	3	-	-	-	-
Veterinarski fakultet, Zagreb Faculty of Veterinary Medicine, Zagreb	10	3	-	-	10	-	-	-	-
Prehrambeno-biotehnički fakultet, Zagreb Faculty of Food Technology and Biotechnology, Zagreb	13	12	-	-	-	13	-	-	-
Agronomski fakultet, Zagreb Faculty of Agriculture, Zagreb	6	3	-	-	-	6	-	-	-
Šumarski fakultet, Zagreb Faculty of Forestry, Zagreb	16	8	-	-	-	16	-	-	-
Ekonomski fakultet, Zagreb Faculty of Economics, Zagreb	206	122	-	-	-	-	206	-	-
Fakultet organizacije i informatike, Varaždin Faculty of Organisation and Informatics, Varaždin	11	4	-	-	-	-	11	-	-
Pravni fakultet, Zagreb Faculty of Law, Zagreb	24	19	-	-	-	-	24	-	-
Fakultet političkih znanosti, Zagreb Faculty of Political Sciences, Zagreb	36	18	-	-	-	-	36	-	-
Filozofski fakultet, Zagreb Faculty of Humanities and Social Sciences, Zagreb	59	43	-	-	-	-	22	37	-
Učiteljski fakultet, Zagreb Faculty of Teacher Education, Zagreb	7	7	-	-	-	-	7	-	-
Edukacijsko-rehabilitacijski fakultet, Zagreb Faculty of Special Education and Rehabilitation, Zagreb	4	3	-	-	-	-	4	-	-
Centar za poslijediplomske studije Sveučilišta u Zagrebu Center for Postgraduate Study, University of Zagreb	13	7	-	6	-	4	-	3	-
Katolički bogoslovni fakultet, Zagreb Catholic Theological Faculty, Zagreb	1	-	-	-	-	-	-	1	-
Filozofski fakultet Družbe Isusove, Zagreb Faculty of Philosophy of the Society of Jesus, Zagreb	4	1	-	-	-	-	-	4	-
Muzička akademija, Zagreb Academy of Music, Zagreb	20	12	-	-	-	-	5	1	14

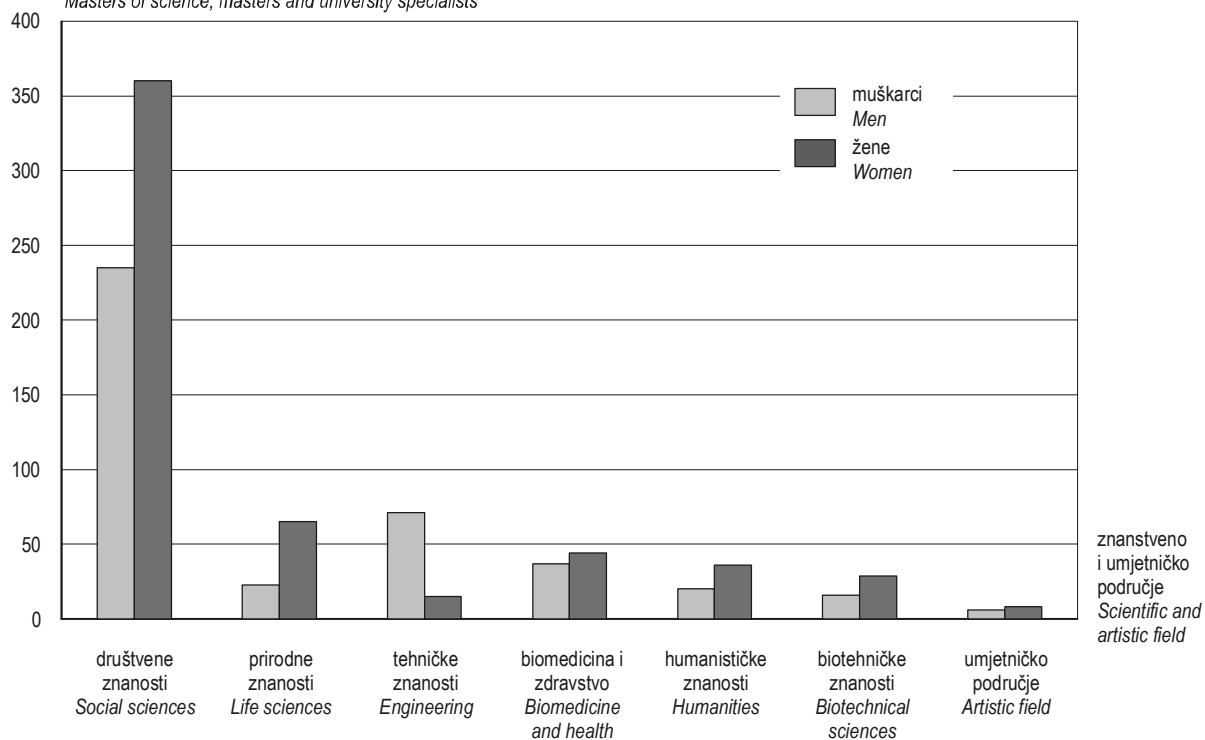
**2.4. MAGISTRI ZNANOSTI, MAGISTRI I SVEUČILIŠNI SPECIJALISTI PREMA ZNANSTVENOM I UMJETNIČKOM PODRUČJU  
MAGISTARSKOG/SPECIJALISTIČKOG RADA, GODINAMA ŽIVOTA I SPOLU U 2009.**  
MASTERS OF SCIENCE, MASTERS AND UNIVERSITY SPECIALISTS, BY SCIENTIFIC AND ARTISTIC FIELD OF THEIR  
MASTER'S/SPECIALIST THESES, AGE AND SEX, 2009

	Ukupno Total			Godine života Age					
	svega All	muškarci Men	žene Women	do 29 Up to 29	30 – 34	35 – 39	40 – 44	45 – 49	50 i više 50 and more
Ukupno Total	965	408	557	157	332	218	135	73	50
Prirodne znanosti Life sciences	88	23	65	-	33	35	13	6	1
Tehničke znanosti Engineering	86	71	15	7	38	16	13	9	3
Biomedicina i zdravlje Biomedicine and health	81	37	44	2	20	20	13	16	10
Biotehničke znanosti Biotechnical sciences	45	16	29	4	16	13	9	3	-
Društvene znanosti Social sciences	595	235	360	140	194	124	72	35	30
Humanističke znanosti Humanities	56	20	36	1	23	9	14	3	6
Umjetničko područje Artistic field	14	6	8	3	8	1	1	1	-

**G-6. MAGISTRI ZNANOSTI, MAGISTRI I SVEUČILIŠNI SPECIJALISTI PREMA ZNANSTVENOM I UMJETNIČKOM PODRUČJU  
MAGISTARSKOG/SPECIJALISTIČKOG RADA TE SPOLU U 2009.**

MASTERS OF SCIENCE, MASTERS AND UNIVERSITY SPECIALISTS, BY SCIENTIFIC AND ARTISTIC FIELD OF  
MASTER'S/SPECIALIST THESES AND SEX, 2009

magistri znanosti, magistri i sveučilišni specijalisti  
Masters of science, masters and university specialists



**2.5. MAGISTRI ZNANOSTI, MAGISTRI I SVEUČILIŠNI SPECIJALISTI PREMA DJELATNOSTI U KOJOJ OBAVLJAJU ZANIMANJE, NAČINU PLAĆANJA POSLJEDIPLOMSKOG STUDIJA I SPOLU U 2009.**  
**MASTERS OF SCIENCE, MASTERS AND UNIVERSITY SPECIALISTS, BY ACTIVITY OF EMPLOYMENT, BY WAY OF PAYING FOR POSTGRADUATE STUDY AND BY SEX, 2009**

	Ukupno Total		Način plaćanja poslijediplomskog studija Way of paying for postgraduate study			
	Svega All	žene Women	poslodavac Employer	Ministarstvo znanosti, obrazovanja i športa Ministry of Science, Education and Sports	kandidat osobno Candidate	ostalo Other
Ukupno Total	965	557	315	41	553	56
Zaposleni Employees	930	540	314	40	524	52
Poljoprivreda, šumarstvo i ribarstvo Agriculture, forestry and fishing	24	14	12	1	11	-
Prerađivačka industrija Manufacturing	59	34	27	-	29	3
Građevinarstvo Construction	21	8	12	-	7	2
Trgovina na veliko i malo; popravak motornih vozila i motocikla Wholesale and retail trade; repair of vehicles and motorcycles	43	27	15	1	26	1
Prijevoz i skladištenje Transport and storage	22	6	6	-	16	-
Informacije i komunikacije Information and communication	62	29	26	1	31	4
Financijske djelatnosti i djelatnosti osiguranja Financial and insurance activities	74	41	22	1	43	8
Stručne, znanstvene i tehničke djelatnosti Professional, scientific and technical activities	74	42	31	3	35	5
Javna uprava i obrana; obvezno socijalno osiguranje Public administration and defence; compulsory social security	158	83	46	5	94	13
Obrazovanje Education	190	128	39	24	118	9
Djelatnosti zdravstvene zaštite i socijalne skrbi Human health and social work activities	106	71	37	1	63	5
Ostale uslužne djelatnosti Other service activities	36	21	8	1	26	1
Ostale djelatnosti Other activities	61	36	33	2	25	1
Nezaposleni Unemployed	35	17	1	1	29	4

**2.6. MAGISTRI ZNANOSTI, MAGISTRI I SVEUČILIŠNI SPECIJALISTI PREMA SVEUČILIŠTU NA KOJEMU SU STEKLI AKADEMSKI STUPANJ/NAZIV, DRŽAVI U KOJOJ SU DIPLOMIRALI TE SPOLU U 2009.**  
**MASTERS OF SCIENCE, MASTERS AND UNIVERSITY SPECIALISTS, BY UNIVERSITY AT WHICH THEY OBTAINED THEIR ACADEMIC DEGREES/TITLES, BY COUNTRY IN WHICH THEY GRADUATED AND BY SEX, 2009**

	Ukupno Total		Diplomirali u Republici Hrvatskoj Graduated in Republic of Croatia		Diplomirali izvan Republike Hrvatske Graduated abroad							
	svega All	žene Women	svega All	žene Women	svega All	BiH Bosnia and Herzegovina	Italija Italy	Kanada Canada	Kina China	SAD USA	Slovenija Slovenia	Srbija Serbia
Ukupno Total	965	557	934	541	31	16	2	1	1	4	1	6
Sveučilište u Dubrovniku University of Dubrovnik	2	2	2	2	-	-	-	-	-	-	-	-
Sveučilište u Osijeku University of Osijek	188	114	184	112	4	2	-	-	-	1	-	1
Sveučilište u Puli University of Pula	5	4	5	4	-	-	-	-	-	-	-	-
Sveučilište u Rijeci University of Rijeka	54	32	53	32	1	1	-	-	-	-	-	-
Sveučilište u Splitu University of Split	67	28	61	25	6	5	-	-	-	-	-	1
Sveučilište u Zadru University of Zadar	18	13	18	13	-	-	-	-	-	-	-	-
Sveučilište u Zagrebu University of Zagreb	631	364	611	353	20	8	2	1	1	3	1	4

**2.7. MAGISTRI ZNANOSTI, MAGISTRI I SVEUČILIŠNI SPECIJALISTI PREMA ŽUPANIJI, GRADU/OPĆINI STALNOG PREBIVALIŠTA I SPOLU U 2009.**  
**MASTERS OF SCIENCE, MASTERS AND UNIVERSITY SPECIALISTS, BY COUNTY, CITY/MUNICIPALITY OF PERMANENT RESIDENCE**  
**AND BY SEX, 2009**

	Ukupno <i>Total</i>			Magistri <i>Masters</i>			Magistri znanosti <i>Masters of science</i>			Sveučilišni specijalisti <i>University specialists</i>		
	svega <i>All</i>	muškarci <i>Men</i>	žene <i>Women</i>	svega <i>All</i>	muškarci <i>Men</i>	žene <i>Women</i>	svega <i>All</i>	muškarci <i>Men</i>	žene <i>Women</i>	svega <i>All</i>	muškarci <i>Men</i>	žene <i>Women</i>
Ukupno <i>Total</i>	965	408	557	120	50	70	581	253	328	264	105	159
Republika Hrvatska <i>Republic of Croatia</i>	939	393	546	116	47	69	561	243	318	262	103	159
Zagrebačka županija <i>County of Zagreb</i>	44	24	20	2	2	-	33	18	15	9	4	5
<i>Gradovi/ Cities</i>												
Dugo Selo	5	4	1	-	-	-	3	2	1	2	2	-
Ivanić-Grad	3	2	1	-	-	-	3	2	1	-	-	-
Jastrebarsko	2	2	-	1	1	-	1	1	-	-	-	-
Samobor	10	4	6	-	-	-	8	4	4	2	-	2
Sveta Nedelja	5	3	2	-	-	-	5	3	2	-	-	-
Sveti Ivan Zelina	1	1	-	-	-	-	1	1	-	-	-	-
Velika Gorica	9	4	5	1	1	-	6	2	4	2	1	1
Zaprešić	3	-	3	-	-	-	2	-	2	1	-	1
<i>Općine/ Municipalities</i>												
Jakovlje	1	1	-	-	-	-	1	1	-	-	-	-
Kravarsko	1	-	1	-	-	-	-	-	-	1	-	1
Pokupsko	1	1	-	-	-	-	1	1	-	-	-	-
Preseka	1	1	-	-	-	-	-	-	-	1	1	-
Rugvica	1	-	1	-	-	-	1	-	1	-	-	-
Stupnik	1	1	-	-	-	-	1	1	-	-	-	-
Krapinsko-zagorska županija <i>County of Krapina-Zagorje</i>	5	1	4	2	1	1	1	-	1	2	-	2
<i>Gradovi/ Cities</i>												
Klanjec	1	-	1	-	-	-	-	-	-	1	-	1
Krapina	1	-	1	1	-	1	-	-	-	-	-	-
<i>Općine/ Municipalities</i>												
Budinščina	1	-	1	-	-	-	-	-	-	1	-	1
Đurmanec	1	-	1	-	-	-	1	-	1	-	-	-
Mihovljan	1	1	-	1	1	-	-	-	-	-	-	-
Sisačko-moslavačka županija <i>County of Sisak-Moslavina</i>	12	6	6	3	2	1	8	4	4	1	-	1
<i>Gradovi/ Cities</i>												
Glina	1	1	-	-	-	-	1	1	-	-	-	-
Hrvatska Kostajnica	1	-	1	-	-	-	1	-	1	-	-	-
Kutina	1	1	-	-	-	-	1	1	-	-	-	-
Novska	1	-	1	-	-	-	-	-	-	1	-	1
Petrinja	2	2	-	1	1	-	1	1	-	-	-	-
Sisak	5	1	4	1	-	1	4	1	3	-	-	-
<i>Općina/ Municipality</i>												
Popovača	1	1	-	1	1	-	-	-	-	-	-	-
Karlovačka županija <i>County of Karlovac</i>	16	5	11	1	-	1	9	3	6	6	2	4
<i>Gradovi/ Cities</i>												
Duga Resa	1	1	-	-	-	-	1	1	-	-	-	-
Karlovac	14	4	10	1	-	1	7	2	5	6	2	4
Ogulin	1	-	1	-	-	-	1	-	1	-	-	-
Varaždinska županija <i>County of Varaždin</i>	24	13	11	2	-	2	17	10	7	5	3	2
<i>Gradovi/ Cities</i>												
Ivanec	1	-	1	1	-	1	-	-	-	-	-	-
Ludbreg	3	1	2	-	-	-	3	1	2	-	-	-
Varaždin	17	10	7	1	-	1	12	8	4	4	2	2
Varaždinske Toplice	1	1	-	-	-	-	1	1	-	-	-	-

**2.7. MAGISTRI ZNANOSTI, MAGISTRI I SVEUČILIŠNI SPECIJALISTI PREMA ŽUPANIJI, GRADU/OPĆINI STALNOG PREBIVALIŠTA I SPOLU U 2009.**  
**MASTERS OF SCIENCE, MASTERS AND UNIVERSITY SPECIALISTS, BY COUNTY, CITY/MUNICIPALITY OF PERMANENT RESIDENCE**  
**AND BY SEX, 2009**

(nastavak)  
 (continued)

	Ukupno Total			Magistri Masters			Magistri znanosti Masters of science			Sveučilišni specijalisti University specialists		
	svega All	muškarci Men	žene Women	svega All	svega All	muškarci Men	žene Women	svega All	svega All	muškarci Men	žene Women	svega All
Općina/ Municipality Gornji Kneginec	2	1	1	-	-	-	1	-	1	1	1	-
Koprivničko-križevačka županija County of Koprivnica-Križevci	13	4	9	3	-	3	8	3	5	2	1	1
Gradovi/ Cities												
Đurđevac	3	1	2	-	-	-	3	1	2	-	-	-
Koprivnica	5	-	5	1	-	1	3	-	3	1	-	1
Križevci	3	2	1	1	-	1	1	1	-	1	1	-
Općine/ Municipalities												
Sokolovac	1	-	1	1	-	1	-	-	-	-	-	-
Sveti Petar Orehovec	1	1	-	-	-	-	1	1	-	-	-	-
Bjelovarsko-bilogorska županija County of Bjelovar-Bilogora	19	12	7	5	3	2	10	7	3	4	2	2
Gradovi/ Cities												
Bjelovar	10	6	4	2	1	1	5	4	1	3	1	2
Čazma	2	1	1	-	-	-	2	1	1	-	-	-
Darugar	2	2	-	-	-	-	1	1	-	1	1	-
Općine/ Municipalities												
Hercegovac	1	-	1	-	-	-	1	-	1	-	-	-
Rovišće	1	1	-	1	1	-	-	-	-	-	-	-
Velika Trnovitica	1	1	-	1	1	-	-	-	-	-	-	-
Veliki Grđevac	1	-	1	1	-	1	-	-	-	-	-	-
Veliko Trojstvo	1	1	-	-	-	-	1	1	-	-	-	-
Primorsko-goranska županija County of Primorje-Gorski kotar	80	31	49	9	4	5	37	17	20	34	10	24
Gradovi/ Cities												
Bakar	1	-	1	-	-	-	-	-	-	1	-	1
Čabar	1	1	-	-	-	-	-	-	-	1	1	-
Delnice	2	1	1	-	-	-	2	1	1	-	-	-
Kastav	5	2	3	2	1	1	3	1	2	-	-	-
Mali Lošinj	2	2	-	-	-	-	2	2	-	-	-	-
Novi Vinodolski	1	1	-	-	-	-	-	-	-	1	1	-
Opatija	2	-	2	1	-	1	1	-	1	-	-	-
Rijeka	52	20	32	4	3	1	24	11	13	24	6	18
Općine/ Municipalities												
Čavle	2	-	2	1	-	1	-	-	-	1	-	1
Dobrinj	1	-	1	-	-	-	-	-	-	1	-	1
Fužine	1	1	-	-	-	-	1	1	-	-	-	-
Malinska-Dubašnica	1	-	1	-	-	-	-	-	-	1	-	1
Matulji	1	1	-	-	-	-	1	1	-	-	-	-
Vinodolska općina	1	-	1	-	-	-	1	-	1	-	-	-
Viškovo	7	2	5	1	-	1	2	-	2	4	2	2
Ličko-senjska županija County of Lika-Senj	7	4	3	3	1	2	4	3	1	-	-	-
Gradovi/ Cities												
Gospić	5	2	3	3	1	2	2	1	1	-	-	-
Novajla	1	1	-	-	-	-	1	1	-	-	-	-
Otočac	1	1	-	-	-	-	1	1	-	-	-	-
Virovitičko-podravska županija County of Virovitica-Podravina	14	6	8	-	-	-	5	4	1	9	2	7
Gradovi/ Cities												
Slatina	7	4	3	-	-	-	3	3	-	4	1	3
Virovitica	6	2	4	-	-	-	2	1	1	4	1	3
Općina/ Municipality Suhopolje	1	-	1	-	-	-	-	-	-	1	-	1

**2.7. MAGISTRI ZNANOSTI, MAGISTRI I SVEUČILIŠNI SPECIJALISTI PREMA ŽUPANIJI, GRADU/OPĆINI STALNOG PREBIVALIŠTA I SPOLU U 2009.**  
**MASTERS OF SCIENCE, MASTERS AND UNIVERSITY SPECIALISTS, BY COUNTY, CITY/MUNICIPALITY OF PERMANENT RESIDENCE**  
**AND BY SEX, 2009**

(nastavak)  
 (continued)

	Ukupno Total			Magistri Masters			Magistri znanosti Masters of science			Sveučilišni specijalisti University specialists		
	svega All	muškarci Men	žene Women	svega All	svega All	muškarci Men	žene Women	svega All	svega All	muškarci Men	žene Women	svega All
Požeško-slavonska županija County of Požega-Slavonia	18	5	13	1	-	1	7	2	5	10	3	7
Gradovi/ Cities												
Kučjevo	1	-	1	1	-	1	-	-	-	-	-	-
Požega	15	5	10	-	-	-	5	2	3	10	3	7
Općine/ Municipalities												
Brestovac	1	-	1	-	-	-	1	-	1	-	-	-
Velika	1	-	1	-	-	-	1	-	1	-	-	-
Brodsko-posavska županija County of Slavonski Brod-Posavina	17	7	10	-	-	-	11	4	7	6	3	3
Grad/ City												
Slavonski Brod	16	7	9	-	-	-	10	4	6	6	3	3
Općina/ Municipality												
Orionac	1	-	1	-	-	-	1	-	1	-	-	-
Zadarska županija County of Zadar	26	9	17	5	4	1	18	4	14	3	1	2
Gradovi/ Cities												
Biograd na Moru	3	1	2	1	1	-	1	-	1	1	-	1
Nin	1	-	1	-	-	-	1	-	1	-	-	-
Zadar	19	6	13	3	2	1	14	3	11	2	1	1
Općine/ Municipalities												
Preko	1	-	1	-	-	-	1	-	1	-	-	-
Sveti Filip i Jakov	1	1	-	-	-	-	1	1	-	-	-	-
Zemunik Donji	1	1	-	1	1	-	-	-	-	-	-	-
Osječko-baranjska županija County of Osijek-Baranja	101	32	69	3	1	2	64	20	44	34	11	23
Gradovi/ Cities												
Belišće	1	-	1	-	-	-	-	-	-	1	-	1
Donji Miholjac	1	-	1	-	-	-	-	-	-	1	-	1
Đakovo	1	-	1	-	-	-	-	-	-	1	-	1
Našice	2	-	2	-	-	-	1	-	1	1	-	1
Osijek	86	27	59	2	-	2	58	18	40	26	9	17
Valpovo	2	-	2	-	-	-	1	-	1	1	-	1
Općine/ Municipalities												
Antunovac	1	-	1	-	-	-	1	-	1	-	-	-
Bilje	2	1	1	-	-	-	2	1	1	-	-	-
Erdut	1	1	-	1	1	-	-	-	-	-	-	-
Kneževi Vinogradi	1	-	1	-	-	-	-	-	-	1	-	1
Magadenovac	1	1	-	-	-	-	1	1	-	-	-	-
Semeljci	1	1	-	-	-	-	-	-	-	1	1	-
Vuka	1	1	-	-	-	-	-	-	-	1	1	-
Šibensko-kninska županija County of Šibenik-Knin	14	8	6	2	2	-	7	4	3	5	2	3
Gradovi/ Cities												
Knin	4	-	4	-	-	-	2	-	2	2	-	2
Šibenik	7	7	-	2	2	-	3	3	-	2	2	-
Vodice	1	-	1	-	-	-	-	-	-	1	-	1
Općine/ Municipalities												
Murter-Kornati	1	-	1	-	-	-	1	-	1	-	-	-
Rogoznica	1	1	-	-	-	-	1	1	-	-	-	-
Vukovarsko-srijemska županija County of Vukovar-Sirmium	31	19	12	2	-	2	12	8	4	17	11	6
Gradovi/ Cities												
Iok	1	-	1	-	-	-	-	-	-	1	-	1
Vinkovci	15	12	3	-	-	-	6	5	1	9	7	2
Vukovar	5	1	4	1	-	1	2	1	1	2	-	2
Županja	3	1	2	1	-	1	1	-	1	1	1	-

**2.7. MAGISTRI ZNANOSTI, MAGISTRI I SVEUČILIŠNI SPECIJALISTI PREMA ŽUPANIJI, GRADU/OPĆINI STALNOG PREBIVALIŠTA I SPOLU U 2009.**  
**MASTERS OF SCIENCE, MASTERS AND UNIVERSITY SPECIALISTS, BY COUNTY, CITY/MUNICIPALITY OF PERMANENT RESIDENCE**  
**AND BY SEX, 2009**

(nastavak)  
 (continued)

	Ukupno Total			Magistri Masters			Magistri znanosti Masters of science			Sveučilišni specijalisti University specialists		
	svoga All	muškarci Men	žene Women	svoga All	svoga All	muškarci Men	žene Women	svoga All	svoga All	muškarci Men	žene Women	svoga All
<i>Općine/ Municipalities</i>												
Ivankovo	1	1	-	-	-	-	-	-	-	1	1	-
Jarmina	1	-	1	-	-	-	-	-	-	1	-	1
Nuštar	1	-	1	-	-	-	1	-	1	-	-	-
Stari Jankovci	2	2	-	-	-	-	1	1	-	1	1	-
Stari Mikanovci	1	1	-	-	-	-	1	1	-	-	-	-
Tompojevci	1	1	-	-	-	-	-	-	-	1	1	-
<i>Splitsko-dalmatinska županija County of Split-Dalmatia</i>	83	37	46	17	7	10	58	27	31	8	3	5
<i>Gradovi/ Cities</i>												
Kaštela	4	1	3	-	-	-	4	1	3	-	-	-
Makarska	1	-	1	-	-	-	-	-	-	1	-	1
Omiš	1	1	-	-	-	-	1	1	-	-	-	-
Solin	3	-	3	-	-	-	3	-	3	-	-	-
Split	65	32	33	16	7	9	42	22	20	7	3	4
Supetar	1	1	-	-	-	-	1	1	-	-	-	-
Trilj	1	-	1	-	-	-	1	-	1	-	-	-
Trogir	1	1	-	-	-	-	1	1	-	-	-	-
<i>Općine/ Municipalities</i>												
Klis	1	-	1	-	-	-	1	-	1	-	-	-
Podstrana	2	1	1	1	-	1	1	1	-	-	-	-
Prgomet	2	-	2	-	-	-	2	-	2	-	-	-
Selca	1	-	1	-	-	-	1	-	1	-	-	-
<i>Istarska županija County of Istria</i>	38	16	22	3	3	-	21	8	13	14	5	9
<i>Gradovi/ Cities</i>												
Buzet	1	-	1	-	-	-	-	-	-	1	-	1
Labin	1	1	-	-	-	-	-	-	-	1	1	-
Pazin	3	1	2	-	-	-	2	1	1	1	-	1
Poreč	4	1	3	-	-	-	2	1	1	2	-	2
Pula	16	8	8	3	3	-	9	3	6	4	2	2
Umag	4	3	1	-	-	-	2	2	-	2	1	1
<i>Općine/ Municipalities</i>												
Kaštelir-Labinci	1	-	1	-	-	-	1	-	1	-	-	-
Kršan	1	-	1	-	-	-	-	-	-	1	-	1
Međulin	2	-	2	-	-	-	2	-	2	-	-	-
Raša	1	-	1	-	-	-	1	-	1	-	-	-
Tar-Vabriga	1	-	1	-	-	-	1	-	1	-	-	-
Tinjan	1	1	-	-	-	-	1	1	-	-	-	-
Višnjan	1	1	-	-	-	-	-	-	-	1	1	-
Žminj	1	-	1	-	-	-	-	-	-	1	-	1
<i>Dubrovačko-neretvanska županija County of Dubrovnik-Neretva</i>	16	6	10	4	3	1	8	2	6	4	1	3
<i>Gradovi/ Cities</i>												
Dubrovnik	10	4	6	2	1	1	5	2	3	3	1	2
Korčula	1	-	1	-	-	-	1	-	1	-	-	-
Metković	2	2	-	2	2	-	-	-	-	-	-	-
Opuzen	1	-	1	-	-	-	1	-	1	-	-	-
Ploče	1	-	1	-	-	-	1	-	1	-	-	-
<i>Općina/ Municipality</i>												
Konavle	1	-	1	-	-	-	-	-	-	1	-	1
<i>Međimurska županija County of Međimurje</i>	9	6	3	-	-	-	6	4	2	3	2	1
<i>Gradovi/ Cities</i>												
Čakovec	5	4	1	-	-	-	5	4	1	-	-	-
Mursko Središće	2	2	-	-	-	-	-	-	-	2	2	-
<i>Općine/ Municipalities</i>												
Donji Vidovec	1	-	1	-	-	-	1	-	1	-	-	-
Šenkovec	1	-	1	-	-	-	-	-	-	1	-	1
<i>Grad Zagreb City of Zagreb</i>	352	142	210	49	14	35	217	91	126	86	37	49
<i>S prebivalištem izvan Republike Hrvatske With residence outside of Republic of Croatia</i>	26	15	11	4	3	1	20	10	10	2	2	-

### 3. DOKTORI ZNANOSTI DOCTORS OF SCIENCE

#### 3.1. DOKTORI ZNANOSTI PREMA ZNANSTVENOM PODRUČJU I POLJU DOKTORSKE DISERTACIJE<sup>1)</sup> TE SPOLU OD 2005. DO 2009. DOCTORS OF SCIENCE, BY SCIENTIFIC FIELD OF THEIR DOCTOR'S DISSERTATION<sup>1)</sup> AND BY SEX, 2005 – 2009

	2005.		2006.		2007.		2008.		2009.	
	ukupno Total	žene Women	ukupno Total	žene Women	ukupno Total	žene Women	ukupno Total	žene Women	ukupno Total	žene Women
Ukupno Total	385	174	439	213	466	243	494	247	572	268
Prirodne znanosti Life sciences	83	60	82	48	105	66	91	52	105	65
Matematika Mathematics	7	5	9	5	8	2	10	6	11	7
Fizika Physics	11	6	10	4	8	3	19	9	16	4
Geoznanosti Geosciences	12	7	6	2	8	4	10	3	-	-
Geologija Geological sciences	-	-	-	-	-	-	-	-	10	4
Kemija Chemistry	19	16	15	12	38	27	15	8	22	15
Biologija Biology	34	26	42	25	43	30	37	26	45	34
Interdisciplinarni prirodne znanosti Interdisciplinary life sciences	-	-	-	-	-	-	-	-	1	1
Tehničke znanosti Engineering	74	15	65	22	80	27	76	15	100	22
Arhitektura i urbanizam Architecture and town planning	1	1	1	1	6	3	3	1	4	2
Brodogradnja Naval architecture	1	-	2	-	2	-	2	-	3	-
Elektrotehnika Electrical engineering	24	5	13	2	23	4	22	-	26	4
Geodezija Geodesy	-	-	3	2	2	1	1	-	4	-
Građevinarstvo Civil engineering	14	4	5	3	3	2	3	2	9	3
Grafička tehnologija Graphic arts technology	1	1	1	-	5	3	4	2	1	-
Kemijsko inženjerstvo Chemical engineering	3	2	9	8	7	4	2	-	9	3
Metalurgija Metallurgy	-	-	-	-	1	-	-	-	1	1
Računalstvo Computer science	6	-	3	1	3	1	6	-	13	1
Rudarstvo, nafta i geološko inženjerstvo Mining, petroleum and geological engineering	3	-	1	-	6	2	4	2	7	-
Strojarstvo Mechanical engineering	14	1	13	2	8	1	13	1	11	3
Tehnologija prometa i transport Technology of traffic and transportation	7	1	8	-	8	4	10	2	5	2
Tekstilna tehnologija Textiles technology	-	-	3	3	2	2	3	3	4	3
Temeljne tehničke znanosti Basic technical sciences	-	-	3	-	4	-	3	2	3	-
Biomedicina i zdravstvo Biomedicine and health	88	36	106	49	105	52	124	62	129	60
Temeljne medicinske znanosti Basic medical sciences	13	7	10	5	11	7	14	11	12	7
Kliničke medicinske znanosti Clinical medicine	51	18	53	21	57	24	65	27	80	35
Javno zdravstvo i zdravstvena zaštita Public health and health care	5	4	7	5	10	7	6	4	5	1
Veterinarska medicina Veterinary medicine	10	2	22	12	13	5	23	9	17	6
Dentalna medicina Dental medicine	5	2	7	1	4	2	12	7	9	6
Farmacija Pharmacy	4	3	7	5	10	7	4	4	6	5

1) Od 2009. Pravilnik o znanstvenim i umjetničkim područjima, poljima i granama (NN, br. 119/09.)

1) Since 2009, the Ordinance on Scientific and Artistic Areas, Fields and Branches (NN, No. 119/09)

**3.1. DOKTORI ZNANOSTI PREMA ZNANSTVENOM PODRUČJU I POLJU DOKTORSKE DISERTACIJE<sup>1)</sup> TE SPOLU OD 2005. DO 2009.**
*DOCTORS OF SCIENCE, BY SCIENTIFIC FIELD OF THEIR DOCTOR'S DISSERTATION<sup>1)</sup> AND BY SEX, 2005 – 2009*

 (nastavak)  
 (continued)

	2005.		2006.		2007.		2008.		2009.	
	ukupno Total	žene Women	ukupno Total	žene Women	ukupno Total	žene Women	ukupno Total	žene Women	ukupno Total	žene Women
Biotehničke znanosti <i>Biotechnical sciences</i>	37	17	39	17	32	16	34	17	36	19
Poljoprivreda <i>Agriculture</i>	16	7	17	8	14	6	13	5	17	8
Šumarstvo <i>Forestry</i>	9	-	7	1	5	1	2	-	5	1
Drvena tehnologija <i>Wood technology</i>	-	-	3	-	-	-	2	-	1	-
Biotehnologija <i>Biotechnology</i>	4	3	4	2	7	5	9	6	3	3
Prehrambena tehnologija <i>Food technology</i>	8	7	8	6	6	4	8	6	10	7
Društvene znanosti <i>Social sciences</i>	48	22	79	43	80	41	97	49	110	59
Ekonomija <i>Economics</i>	22	12	32	19	27	15	29	14	30	12
Pravo <i>Law</i>	13	7	15	8	10	5	12	8	17	14
Politologija <i>Political science</i>	1	-	5	3	6	-	7	2	3	-
Informacijske i komunikacijske znanosti <i>Information and communication</i>	3	-	12	5	14	10	15	4	25	12
Sociologija <i>Sociology</i>	1	-	3	-	-	-	5	2	9	3
Psihologija <i>Psychology</i>	1	-	2	2	3	1	11	8	7	5
Pedagogija <i>Pedagogy</i>	6	2	10	6	20	10	5	3	8	5
Edukacijsko-rehabilitacijske znanosti <i>Special education</i>	-	-	-	-	-	-	6	5	6	4
Logopedija <i>Logopedics</i>	-	-	-	-	-	-	-	-	3	3
Kineziologija <i>Kinesiology</i>	-	-	-	-	-	-	1	-	2	1
Demografija <i>Demography</i>	-	-	-	-	-	-	4	2	-	-
Socijalne djelatnosti <i>Social work</i>	1	1	-	-	-	-	2	1	-	-
Humanističke znanosti <i>Humanities</i>	55	24	68	34	64	41	72	52	90	42
Filozofija <i>Philosophy</i>	2	1	4	1	3	2	11	7	10	1
Teologija <i>Theology</i>	-	-	2	-	-	-	2	-	4	1
Filologija <i>Philology</i>	26	16	38	25	43	29	47	40	40	25
Povijest <i>History</i>	16	4	14	3	7	3	4	-	18	4
Povijest umjetnosti <i>History of art</i>	3	1	2	1	8	4	3	2	4	2
Znanost o umjetnosti <i>Art science</i>	3	-	1	-	1	1	-	-	3	2
Arheologija <i>Archaeology</i>	4	1	4	1	1	1	4	2	8	4
Etnologija i antropologija <i>Ethnology and anthropology</i>	1	1	3	3	1	1	1	1	2	2
Interdisciplinarne humanističke znanosti <i>Interdisciplinary humanities</i>	-	-	-	-	-	-	-	-	1	1
Interdisciplinarna područja znanosti <i>Interdisciplinary fields</i>	-	-	-	-	-	-	-	-	2	1
Geografija <i>Geography</i>	-	-	-	-	-	-	-	-	2	1

**3.2. DOKTORI ZNANOSTI PREMA NAZIVU I MJESTU VISOKOG UČILIŠTA NA KOJEM SU STEKLI AKADEMSKI STUPANJ I SPOLU OD 2005. DO 2009.**  
**DOCTORS OF SCIENCE, BY NAME AND PLACE OF INSTITUTION OF HIGHER EDUCATION AT WHICH THEY OBTAINED DOCTOR'S DEGREE AND BY SEX, 2005 – 2009**

	2005.		2006.		2007.		2008.		2009.	
	ukupno Total	žene Women	ukupno Total	žene Women	ukupno Total	žene Women	ukupno Total	žene Women	ukupno Total	žene Women
Ukupno Total	385	174	439	213	466	243	494	247	572	268
Sveučilišni interdisciplinarni studij Sveučilišta u Osijeku i Instituta "Ruđer Bošković", Zagreb Interdisciplinary Study, University of Osijek and Institute "Ruđer Bošković", Zagreb	-	-	-	-	-	-	-	-	1	1
Prirodoslovno-matematički fakultet – Matematički odjel, Zagreb Faculty of Science, Department of Mathematics, Zagreb	7	5	9	5	8	2	10	6	11	7
Prirodoslovno-matematički fakultet, Zagreb Faculty of Science, Zagreb	68	48	71	41	88	55	81	48	88	52
Arhitektonski fakultet, Zagreb Faculty of Architecture, Zagreb	1	1	1	1	6	3	3	1	4	2
Građevinski fakultet, Osijek Faculty of Civil Engineering, Osijek	2	-	-	-	-	-	-	-	-	-
Građevinski fakultet, Rijeka Faculty of Civil Engineering, Rijeka	-	-	-	-	-	-	-	-	1	-
Građevinski fakultet, Zagreb Faculty of Civil Engineering, Zagreb	10	4	2	1	2	2	3	2	9	3
Građevinsko-arhitektonski fakultet, Split Faculty of Civil Engineering and Architecture, Split	2	-	3	2	1	-	1	1	-	-
Geodetski fakultet, Zagreb Faculty of Geodesy, Zagreb	-	-	3	2	2	1	1	-	4	-
Grafički fakultet, Zagreb Faculty of Graphic Arts, Zagreb	1	1	1	-	5	3	4	2	1	-
Strojarski fakultet, Slavonski Brod Faculty of Mechanical Engineering, Slavonski Brod	2	1	1	-	-	-	1	-	1	1
Fakultet strojarstva i brodogradnje, Zagreb Faculty of Mechanical Engineering and Naval Architecture, Zagreb	10	-	10	1	10	1	11	-	8	2
Tehnički fakultet, Rijeka Faculty of Engineering, Rijeka	3	-	5	-	4	-	3	1	3	-
Fakultet elektrotehnike, strojarstva i brodogradnje, Split Faculty of Electrical Engineering, Mechanical Engineering and Naval Architecture, Split	4	1	3	1	4	1	4	-	9	-
Elektrotehnički fakultet, Osijek Faculty of Electrical Engineering, Osijek	-	-	1	-	1	-	3	-	2	-
Fakultet elektrotehnike i računarstva, Zagreb Faculty of Electrical Engineering and Computing, Zagreb	26	4	14	3	21	4	22	-	32	5
Fakultet prometnih znanosti, Zagreb Faculty of Transport and Traffic Engineering, Zagreb	5	-	4	-	8	4	5	1	4	2
Rudarsko-geološko-naftni fakultet, Zagreb Faculty of Mining, Geology and Petroleum Engineering, Zagreb	4	1	1	-	7	3	7	2	8	-
Metalurški fakultet, Sisak Metalurški fakultet, Sisak	-	-	-	-	-	-	-	-	1	1
Fakultet kemijskog inženjerstva i tehnologije, Zagreb Faculty of Chemical Engineering and Technology, Zagreb	9	7	10	9	9	8	1	1	14	8
Kemijsko-tehnološki fakultet, Split Faculty of Chemistry and Technology, Split	1	1	1	1	5	3	2	-	1	1
Tekstilno-tehnološki fakultet, Zagreb Faculty of Textile Technology, Zagreb	-	-	3	3	2	2	3	3	4	3
Pomorski fakultet, Rijeka Faculty of Maritime Studies, Rijeka	2	1	4	-	-	-	5	1	1	-
Medicinski fakultet, Osijek Faculty of Medicine, Osijek	12	2	10	5	16	7	10	5	13	6
Medicinski fakultet, Rijeka Faculty of Medicine, Rijeka	17	8	18	6	14	8	10	7	24	12
Medicinski fakultet, Split Faculty of Medicine, Split	7	2	7	3	10	3	9	6	18	7
Medicinski fakultet, Zagreb Faculty of Medicine, Zagreb	33	18	38	17	37	19	53	24	42	19
Stomatološki fakultet, Zagreb Faculty of Dental Medicine, Zagreb	5	1	4	1	5	3	15	7	11	6
Farmaceutsko-biokemijski fakultet, Zagreb Faculty of Pharmacy and Biochemistry, Zagreb	4	3	7	5	11	8	4	4	5	4

**3.2. DOKTORI ZNANOSTI PREMA NAZIVU I MJESTU VISOKOG UČILIŠTA NA KOJEM SU STEKLI AKADEMSKI STUPANJ I SPOLU OD 2005. DO 2009.**  
**DOCTORS OF SCIENCE, BY NAME AND PLACE OF INSTITUTION OF HIGHER EDUCATION AT WHICH THEY OBTAINED DOCTOR'S DEGREE AND BY SEX, 2005 – 2009**

(nastavak)  
 (continued)

	2005.		2006.		2007.		2008.		2009.	
	ukupno Total	žene Women	ukupno Total	žene Women	ukupno Total	ukupno Total	žene Women	ukupno Total	žene Women	ukupno Total
Veterinarski fakultet, Zagreb <i>Faculty of Veterinary Medicine, Zagreb</i>	10	2	22	12	13	5	23	9	16	6
Prehrambeno-tehnološki fakultet, Osijek <i>Faculty of Food Technology, Osijek</i>	2	2	2	-	3	2	3	2	5	4
Prehrambeno-biotehnološki fakultet, Zagreb <i>Faculty of Food Technology and Biotechnology, Zagreb</i>	10	8	10	8	10	7	14	10	7	5
Poljoprivredni fakultet, Osijek <i>Faculty of Agriculture, Osijek</i>	5	2	5	2	4	2	8	4	1	-
Agronomski fakultet, Zagreb <i>Faculty of Agriculture, Zagreb</i>	11	5	12	6	10	4	5	1	16	8
Šumarski fakultet, Zagreb <i>Faculty of Forestry, Zagreb</i>	9	-	10	1	5	1	4	-	6	1
Ekonomski fakultet, Osijek <i>Faculty of Economics, Osijek</i>	4	2	6	3	5	3	7	3	6	2
Ekonomski fakultet, Rijeka <i>Faculty of Economics, Rijeka</i>	1	1	3	1	3	-	5	3	6	2
Ekonomski fakultet, Split <i>Faculty of Economics, Split</i>	3	1	1	-	1	1	3	1	6	3
Ekonomski fakultet, Zagreb <i>Faculty of Economics, Zagreb</i>	12	8	19	13	13	8	10	4	9	4
Sveučilišni odjel ekonomije i turizma Sveučilišta u Puli <sup>1)</sup> <i>University Department of Economics and Tourism, University of Pula<sup>1)</sup></i>	1	-	2	1	1	-	2	1	1	-
Fakultet za menadžment u turizmu i ugostiteljstvu, Opatija <i>Faculty of Tourism and Hospitality Management, Opatija</i>	-	-	1	1	4	3	2	2	2	1
Fakultet organizacije i informatike, Varaždin <i>Faculty of Organisation and Informatics, Varaždin</i>	3	-	1	1	4	3	3	1	6	1
Pravni fakultet, Osijek <i>Faculty of Law, Osijek</i>	2	-	2	1	2	1	-	-	3	3
Pravni fakultet, Rijeka <i>Faculty of Law, Rijeka</i>	-	-	3	2	2	1	1	1	1	1
Pravni fakultet, Split <i>Faculty of Law, Split</i>	2	1	1	-	1	1	3	3	3	1
Pravni fakultet, Zagreb <i>Faculty of Law, Zagreb</i>	10	7	9	5	5	2	10	5	12	11
Fakultet političkih znanosti, Zagreb <i>Faculty of Political Sciences, Zagreb</i>	1	-	4	2	6	-	7	2	4	-
Filozofski fakultet, Osijek <i>Faculty of Philosophy, Osijek</i>	-	-	-	-	-	-	-	-	1	-
Filozofski fakultet, Rijeka <i>Faculty of Philosophy, Rijeka</i>	3	2	6	4	7	5	1	1	7	5
Filozofski fakultet, Zagreb <i>Faculty of Humanities and Social Sciences, Zagreb</i>	46	21	72	37	62	40	95	64	100	55
Hrvatski studiji, Zagreb <i>Croatian Studies, Zagreb</i>	1	-	-	-	-	-	-	-	3	1
Sveučilišni odjeli Sveučilišta u Zadru <i>University Departments of the University of Zadar</i>	6	-	7	3	13	7	7	2	11	2
Edukacijsko-rehabilitacijski fakultet, Zagreb <i>Faculty of Special Education and Rehabilitation, Zagreb</i>	1	1	1	1	4	3	6	5	8	6
Kineziološki fakultet, Split <i>Faculty of Kinesiology, Split</i>	-	-	-	-	-	-	-	-	1	-
Kineziološki fakultet, Zagreb <i>Faculty of Kinesiology, Zagreb</i>	3	1	5	1	10	3	1	-	5	2
Katolički bogoslovni fakultet, Zagreb <i>Catholic Theological Faculty, Zagreb</i>	-	-	2	-	-	-	1	-	4	1
Filozofski fakultet Družbe Isusove, Zagreb <i>Faculty of Philosophy of the Society of Jesus, Zagreb</i>	4	1	2	1	1	1	2	1	1	-
Centar za poslijediplomske studije Sveučilišta u Zagrebu <i>Center for Postgraduate Studies of University of Zagreb</i>	-	-	-	-	-	-	-	-	1	1

1) Do 2007. Fakultet ekonomije i turizma, Pula

1) Until 2007, the Faculty of Economics and Tourism, Pula

**3.3. DOKTORI ZNANOSTI PREMA SVEUČILIŠTU, NAZIVU I MJESTU VISOKOG UČILIŠTA NA KOJEM SU STEKLI AKADEMSKI STUPANJ TE ZNANSTVENOM PODRUČJU DOKTORSKE DISERTACIJE I SPOLU U 2009.**

DOCTORS OF SCIENCE, BY UNIVERSITY, NAME AND PLACE OF INSTITUTION OF HIGHER EDUCATION AT WHICH THEY OBTAINED DOCTOR'S DEGREE, BY SCIENTIFIC FIELD OF DOCTORAL DISSERTATION AND BY SEX, 2009

	Ukupno Total		Znanstveno područje doktorske disertacije Scientific field of doctoral dissertation						
	svega All	žene Women	prirodne znanosti Life sciences	tehničke znanosti Engineering	biomedicina i zdravlje Biomedicine and health	biotehničke znanosti Biotechnical sciences	društvene znanosti Social sciences	humanističke znanosti Humanities	interdisciplinarno područje Interdisciplinary field
Ukupno Total	572	268	105	100	129	36	110	90	2
Sveučilište Osijek University of Osijek	33	17	1	3	13	6	9	1	-
Interdisciplinarni studij Sveučilišta u Osijeku i Instituta Ruđer Bošković, Zagreb Interdisciplinary Study of the University of Osijek and the Ruđer Bošković Institute, Zagreb	1	1	1	-	-	-	-	-	-
Strojarski fakultet, Slavonski Brod Faculty of Mechanical Engineering, Slavonski Brod	1	1	-	1	-	-	-	-	-
Elektrotehnički fakultet, Osijek Faculty of Electrical Engineering, Osijek	2	-	-	2	-	-	-	-	-
Medicinski fakultet, Osijek Faculty of Medicine, Osijek	13	6	-	-	13	-	-	-	-
Prehrambeno-tehnološki fakultet, Osijek Faculty of Food Technology, Osijek	5	4	-	-	-	5	-	-	-
Poljoprivredni fakultet, Osijek Faculty of Agriculture, Osijek	1	-	-	-	-	1	-	-	-
Ekonomski fakultet, Osijek Faculty of Economics, Osijek	6	2	-	-	-	-	6	-	-
Pravni fakultet, Osijek Faculty of Law, Osijek	3	3	-	-	-	-	3	-	-
Filozofski fakultet, Osijek Faculty of Philosophy, Osijek	1	-	-	-	-	-	-	1	-
Sveučilište Pula University of Pula	1	-	-	-	-	-	1	-	-
Sveučilišni odjel ekonomije i turizma Sveučilišta u Puli University Department of Economics and Tourism, University of Pula	1	-	-	-	-	-	1	-	-
Sveučilište Rijeka University of Rijeka	45	21	-	5	24	-	11	5	-
Građevinski fakultet, Rijeka Faculty of Civil Engineering, Rijeka	1	-	-	1	-	-	-	-	-
Tehnički fakultet, Rijeka Faculty of Engineering, Rijeka	3	-	-	3	-	-	-	-	-
Pomorski fakultet, Rijeka Faculty of Maritime Studies, Rijeka	1	-	-	1	-	-	-	-	-
Medicinski fakultet, Rijeka Faculty of Medicine, Rijeka	24	12	-	-	24	-	-	-	-
Ekonomski fakultet, Rijeka Faculty of Economics, Rijeka	6	2	-	-	-	-	6	-	-
Fakultet za menadžment u turizmu i ugostiteljstvu, Opatija Faculty of Tourism and Hospitality Management, Opatija	2	1	-	-	-	-	2	-	-
Pravni fakultet, Rijeka Faculty of Law, Rijeka	1	1	-	-	-	-	1	-	-
Filozofski fakultet, Rijeka Faculty of Philosophy, Rijeka	7	5	-	-	-	-	2	5	-
Sveučilište Split University of Split	38	12	-	10	18	-	10	-	-
Fakultet elektrotehnike, strojarstva i brodogradnje, Split Faculty of Electrical Engineering, Mechanical Engineering and Naval Architecture, Split	9	-	-	9	-	-	-	-	-
Kemijsko-tehnološki fakultet, Split Faculty of Chemistry and Technology, Split	1	1	-	1	-	-	-	-	-
Medicinski fakultet, Split Faculty of Medicine, Split	18	7	-	-	18	-	-	-	-
Ekonomski fakultet, Split Faculty of Economics, Split	6	3	-	-	-	-	6	-	-

**3.3. DOKTORI ZNANOSTI PREMA SVEUČILIŠTU, NAZIVU I MJESTU VISOKOG UČILIŠTA NA KOJEM SU STEKLI AKADEMSKI STUPANJ TE ZNANSTVENOM PODRUČJU DOKTORSKE DISERTACIJE I SPOLU U 2009.**

DOCTORS OF SCIENCE, BY UNIVERSITY, NAME AND PLACE OF INSTITUTION OF HIGHER EDUCATION AT WHICH THEY OBTAINED DOCTOR'S DEGREE, BY SCIENTIFIC FIELD OF DOCTORAL DISSERTATION AND BY SEX, 2009

(nastavak)  
(continued)

	Ukupno Total		Znanstveno područje doktorske disertacije Scientific field of doctoral dissertation						
	svega All	žene Women	prirodne znanosti Life sciences	tehničke znanosti Engineering	biomedicina i zdravlje Biomedicine and health	biotehničke znanosti Biotechnical sciences	društvene znanosti Social sciences	humanističke znanosti Humanities	interdisciplinarno područje Interdisciplinary field
Pravni fakultet, Split Faculty of Law, Split	3	1	-	-	-	-	3	-	-
Kineziološki fakultet, Split Faculty of Kinesiology, Split	1	-	-	-	-	-	1	-	-
Sveučilište Zadar University of Zadar	11	2	-	-	-	-	2	9	-
Sveučilišni odjeli Sveučilišta u Zadru University Departments of the University of Zadar	11	2	-	-	-	-	2	9	-
Sveučilište Zagreb University of Zagreb	444	216	104	82	74	30	77	75	2
Prirodoslovno-matematički fakultet – Matematički odjel, Zagreb Faculty of Science, Department of Mathematics, Zagreb	11	7	11	-	-	-	-	-	-
Prirodoslovno-matematički fakultet, Zagreb Faculty of Science, Zagreb	88	52	86	-	-	-	-	-	2
Arhitektonski fakultet, Zagreb Faculty of Architecture, Zagreb	4	2	-	4	-	-	-	-	-
Građevinski fakultet, Zagreb Faculty of Civil Engineering, Zagreb	9	3	-	9	-	-	-	-	-
Geodetski fakultet, Zagreb Faculty of Geodesy, Zagreb	4	-	-	4	-	-	-	-	-
Grafički fakultet, Zagreb Faculty of Graphic Arts, Zagreb	1	-	-	1	-	-	-	-	-
Fakultet strojarstva i brodogradnje, Zagreb Faculty of Mechanical Engineering and Naval Architecture, Zagreb	8	2	-	8	-	-	-	-	-
Fakultet elektrotehnike i računarstva, Zagreb Faculty of Electrical Engineering and Computing, Zagreb	32	5	-	32	-	-	-	-	-
Fakultet prometnih znanosti, Zagreb Faculty of Transport and Traffic Engineering, Zagreb	4	2	-	4	-	-	-	-	-
Rudarsko-geološko-naftni fakultet, Zagreb Faculty of Mining, Geology and Petroleum Engineering, Zagreb	8	-	1	7	-	-	-	-	-
Metallurški fakultet, Sisak Faculty of Metallurgy, Sisak	1	1	-	1	-	-	-	-	-
Fakultet kemijskog inženjerstva i tehnologije, Zagreb Faculty of Chemical Engineering and Technology, Zagreb	14	8	6	8	-	-	-	-	-
Tekstilno-tehnološki fakultet, Zagreb Faculty of Textile Technology, Zagreb	4	3	-	4	-	-	-	-	-
Medicinski fakultet, Zagreb Faculty of Medicine, Zagreb	42	19	-	-	42	-	-	-	-
Stomatološki fakultet, Zagreb Faculty of Dental Medicine, Zagreb	11	6	-	-	11	-	-	-	-
Farmaceutsko-biokemijski fakultet, Zagreb Faculty of Pharmacy and Biochemistry, Zagreb	5	4	-	-	5	-	-	-	-
Veterinarski fakultet, Zagreb Faculty of Veterinary Medicine, Zagreb	16	6	-	-	16	-	-	-	-
Prehrambeno-biotehnoški fakultet, Zagreb Faculty of Food Technology and Biotechnology, Zagreb	7	5	-	-	-	7	-	-	-
Agronomski fakultet, Zagreb Faculty of Agriculture, Zagreb	16	8	-	-	-	16	-	-	-
Šumarski fakultet, Zagreb Faculty of Forestry, Zagreb	6	1	-	-	-	6	-	-	-
Ekonomski fakultet, Zagreb Faculty of Economics, Zagreb	9	4	-	-	-	-	9	-	-

**3.3. DOKTORI ZNANOSTI PREMA SVEUČILIŠTU, NAZIVU I MJESTU VISOKOG UČILIŠTA NA KOJEM SU STEKLI AKADEMSKI STUPANJ TE ZNANSTVENOM PODRUČJU DOKTORSKE DISERTACIJE I SPOLU U 2009.**

*DOCTORS OF SCIENCE, BY UNIVERSITY, NAME AND PLACE OF INSTITUTION OF HIGHER EDUCATION AT WHICH THEY OBTAINED DOCTOR'S DEGREE, BY SCIENTIFIC FIELD OF DOCTORAL DISSERTATION AND BY SEX, 2009*

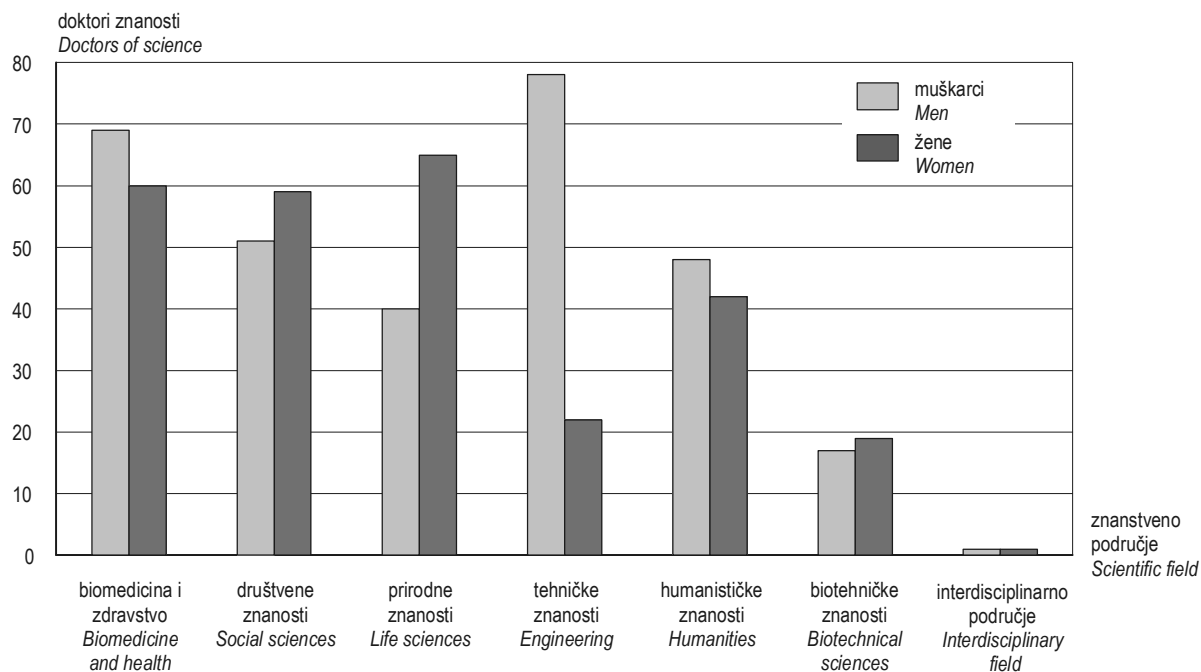
(nastavak)  
(continued)

	Ukupno Total		Znanstveno područje doktorske disertacije Scientific field of doctoral dissertation						
	svega All	žene Women	prirodne znanosti Life sciences	tehničke znanosti Engineering	biomedicina i zdravlje Biomedicine and health	biotehničke znanosti Biotechnical sciences	društvene znanosti Social sciences	humanističke znanosti Humanities	interdisciplinarno područje Interdisciplinary field
Fakultet organizacije i informatike, Varaždin <i>Faculty of Organisation and Informatics, Varaždin</i>	6	1	-	-	-	-	6	-	-
Pravni fakultet, Zagreb <i>Faculty of Law, Zagreb</i>	12	11	-	-	-	-	12	-	-
Fakultet političkih znanosti, Zagreb <i>Faculty of Political Sciences, Zagreb</i>	4	-	-	-	-	-	4	-	-
Filozofski fakultet, Zagreb <i>Faculty of Humanities and Social Sciences, Zagreb</i>	100	55	-	-	-	-	33	67	-
Hrvatski studiji, Zagreb <i>Croatian Studies, Zagreb</i>	3	1	-	-	-	-	-	3	-
Edukacijsko-rehabilitacijski fakultet, Zagreb <i>Faculty of Special Education and Rehabilitation, Zagreb</i>	8	6	-	-	-	-	8	-	-
Kineziološki fakultet, Zagreb <i>Faculty of Kinesiology, Zagreb</i>	5	2	-	-	-	-	5	-	-
Katolički bogoslovni fakultet, Zagreb <i>Catholic Theological Faculty, Zagreb</i>	4	1	-	-	-	-	-	4	-
Filozofski fakultet Družbe Isusove, Zagreb <i>Faculty of Philosophy of the Society of Jesus, Zagreb</i>	1	-	-	-	-	-	-	1	-
Centar za poslijediplomske studije Sveučilišta u Zagrebu <i>Center for Postgraduate Studies of University of Zagreb</i>	1	1	-	-	-	1	-	-	-

**3.4. DOKTORI ZNANOSTI PREMA ZNANSTVENOM PODRUČJU DOKTORSKE DISERTACIJE, GODINAMA ŽIVOTA I SPOLU U 2009.**  
**DOCTORS OF SCIENCE, BY SCIENTIFIC FIELD OF DOCTORAL DISSERTATION, BY AGE AND BY SEX, 2009**

	Ukupno Total			Godine života Age					
	svega All	muškarci Men	žene Women	do 29 Up to 29	30 – 34	35 – 39	40 – 44	45 – 49	50 i više 50 and more
Ukupno Total	572	304	268	20	221	180	53	43	55
Prirodne znanosti Life sciences	105	40	65	7	46	39	8	3	2
Tehničke znanosti Engineering	100	78	22	6	50	22	5	10	7
Biomedicina i zdravstvo Biomedicine and health	129	69	60	1	35	42	18	15	18
Biotehničke znanosti Biotechnical sciences	36	17	19	2	13	13	3	4	1
Društvene znanosti Social sciences	110	51	59	2	49	25	11	7	16
Humanističke znanosti Humanities	90	48	42	2	26	39	8	4	11
Interdisciplinarna područja znanosti Interdisciplinary fields	2	1	1	-	2	-	-	-	-

**G-7. DOKTORI ZNANOSTI PREMA ZNANSTVENOM PODRUČJU DOKTORSKE DISERTACIJE I SPOLU U 2009.**  
**DOCTORS OF SCIENCE, BY SCIENTIFIC FIELD OF DOCTORAL DISSERTATION AND BY SEX, 2009**



**3.5. DOKTORI ZNANOSTI PREMA DJELATNOSTI U KOJOJ OBAVLJAJU ZANIMANJE, NAČINU PLAĆANJA STJECANJA DOKTORATA I SPOLU U 2009**  
**DOCTORS OF SCIENCE, BY ACTIVITY OF EMPLOYMENT, BY WAY OF PAYING FOR POSTGRADUATE DOCTORAL STUDY AND BY SEX, 2009**

	Ukupno Total		Način plaćanja stjecanja doktorata Way of paying for postgraduate doctoral study			
	svega All	žene Women	poslodavac Employer	Ministarstvo znanosti, obrazovanja i športa Ministry of Science, Education and Sports	doktorand Candidate	ostalo Other
Ukupno Total	572	268	167	244	141	20
Zaposleni Employees	568	265	167	243	138	20
Prerađivačka industrija Manufacturing	5	5	4	-	1	-
Informacije i komunikacije Information and communication	10	4	5	1	3	1
Financijske djelatnosti i djelatnosti osiguranja Financial and insurance activities	5	1	-	-	5	-
Stručne, znanstvene i tehničke djelatnosti Professional, scientific and technical activities	92	47	27	57	7	1
Javna uprava i obrana; obvezno socijalno osiguranje Public administration and defence; compulsory social security	20	2	6	1	12	1
Obrazovanje Education	323	151	93	180	42	8
Djelatnosti zdravstvene zaštite i socijalne skrbi Human health and social work activities	91	46	21	4	57	9
Ostale uslužne djelatnosti Other service activities	7	2	1	-	6	-
Ostale djelatnosti Other activities	15	7	10	-	5	-
Nezaposleni Unemployed	4	3	-	1	3	-

**3.6. DOKTORI ZNANOSTI PREMA SVEUČILIŠTU, POSTIGNUTOM MAGISTERIJU I DRŽAVI U KOJOJ SU MAGISTRIRALI TE SPOLU U 2009.**  
**DOCTORS OF SCIENCE, BY UNIVERSITY, OBTAINED MASTER'S DEGREE AND COUNTRY OF OBTAINING MASTER'S DEGREE AND BY SEX, 2009**

	Ukupno Total		Postignut magisterij Master's degree obtained											Nije postignut magisterij Master's degree not obtained	
	svega All	žene Women	svega All	magistrirali u Republici Hrvatskoj Master's degree obtained in Republic of Croatia	magistrirali izvan Republike Hrvatske Master's degree obtained abroad										Ujedinjena kraljevina United Kingdom
					BiH Bosnia and Herzegovina	Italija Italy	Kanada Canada	Mađarska Hungary	Nizozemska Netherlands	SAD USA	Slovenija Slovenia	Švedska Sweden			
Ukupno Total	572	268	355	341	3	1	1	1	1	2	2	2	1	217	
Sveučilište u Osijeku University of Osijek	33	17	22	22	-	-	-	-	-	-	-	-	-	11	
Sveučilište u Puli University of Pula	1	-	1	1	-	-	-	-	-	-	-	-	-	-	
Sveučilište u Rijeci University of Rijeka	45	21	33	31	-	-	1	-	-	-	-	1	-	12	
Sveučilište u Splitu University of Split	38	12	25	24	1	-	-	-	-	-	-	-	-	13	
Sveučilište u Zadru University of Zadar	11	2	8	8	-	-	-	-	-	-	-	-	-	3	
Sveučilište u Zagrebu University of Zagreb	444	216	266	255	2	1	-	1	1	2	2	1	1	178	

**3.7. DOKTORI ZNANOSTI PREMA ŽUPANIJI, GRADU/OPĆINI STALNOG PREBIVALIŠTA I SPOLU U 2009.**  
**DOCTORS OF SCIENCE, BY COUNTY, CITY/MUNICIPALITY OF PERMANENT RESIDENCE AND BY SEX, 2009**

	Ukupno Total		
	svoga All	muškarci Men	žene Women
Ukupno Total	572	304	268
Republika Hrvatska Republic of Croatia	554	294	260
Zagrebačka županija County of Zagreb	14	10	4
Gradovi/ Cities			
Dugo Selo	1	1	-
Samobor	4	3	1
Velika Gorica	4	3	1
Zaprešić	3	2	1
Općine/ Municipalities			
Bistra	1	-	1
Brdovec	1	1	-
Krapinsko-zagorska županija County of Krapina-Zagorje	4	2	2
Gradovi/ Cities			
Oroslavje	2	-	2
Zabok	1	1	-
Općina/ Municipality			
Desinić	1	1	-
Sisačko-moslavačka županija County of Sisak-Moslavina	4	2	2
Gradovi/ Cities			
Petrinja	2	1	1
Sisak	1	-	1
Općina/ Municipality			
Sunja	1	1	-
Karlovačka županija County of Karlovac	6	2	4
Gradovi/ Cities			
Duga Resa	1	-	1
Karlovac	5	2	3
Varaždinska županija County of Varaždin	7	5	2
Gradovi/ Cities			
Ivanec	1	-	-
Varaždin	6	5	1
Koprivničko-križevačka županija County of Koprivnica-Križevci	5	3	2
Gradovi/ Cities			
Đurđevac	1	1	-
Koprivnica	1	1	-
Križevci	2	1	1
Općina/ Municipality			
Kloštar Podravski	1	-	1
Bjelovarsko-bilogorska županija County of Bjelovar-Bilogora	1	-	1
Grad/ City			
Bjelovar	1	-	1

**3.7. DOKTORI ZNANOSTI PREMA ŽUPANIJI, GRADU/OPĆINI STALNOG PREBIVALIŠTA I SPOLU U 2009.**
*DOCTORS OF SCIENCE, BY COUNTY, CITY/MUNICIPALITY OF PERMANENT RESIDENCE AND BY SEX, 2009*

(nastavak)

(continued)

	Ukupno <i>Total</i>		
	svega <i>All</i>	muškarci <i>Men</i>	žene <i>Women</i>
Primorsko-goranska županija <i>County of Primorje-Gorski kotar</i>	44	19	25
<i>Gradovi/ Cities</i>			
Crikvenica	1	-	1
Kastav	1	1	-
Opatija	4	2	2
Rijeka	31	14	17
<i>Općine/ Municipalities</i>			
Čavle	1	1	-
Lovran	2	1	1
Matulji	1	-	1
Mošćenička Draga	1	-	1
Viškovo	2	-	2
Ličko-senjska županija <i>County of Lika-Senj</i>	1	1	-
<i>Općina/ Municipality</i>			
Donji Lapac	1	1	-
Požeško-slavonska županija <i>County of Požega-Slavonia</i>	6	4	2
<i>Gradovi/ Cities</i>			
Kutjevo	1	1	-
Požega	2	1	1
<i>Općine/ Municipalities</i>			
Jakšić	2	1	1
Velika	1	1	-
Brodsko-posavska županija <i>County of Slavonki Brod-Posavina</i>	5	3	2
<i>Gradovi/ Cities</i>			
Nova Gradiška	1	1	-
Slavonski Brod	3	1	2
<i>Općina/ Municipality</i>			
Oriovac	1	1	-
Zadarska županija <i>County of Zadar</i>	15	12	3
<i>Grad/ City</i>			
Zadar	13	10	3
<i>Općina/ Municipality</i>			
Bibinje	1	1	-
Novigrad	1	1	-
Osječko-baranjska županija <i>County of Osijek-Baranja</i>	41	13	28
<i>Gradovi/ Cities</i>			
Osijek	37	12	25
Valpovo	1	1	-
<i>Općine/ Municipalities</i>			
Bilje	1	-	1
Kneževi Vinogradi	1	-	1
Petrijevci	1	-	1
Šibensko-kninska županija <i>County of Šibenik-Knin</i>	3	1	2
<i>Gradovi/ Cities</i>			
Drniš	1	-	1
Vodice	1	1	-
<i>Općina/ Municipality</i>			
Primošten	1	-	1

**3.7. DOKTORI ZNANOSTI PREMA ŽUPANIJI, GRADU/OPĆINI STALNOG PREBIVALIŠTA I SPOLU U 2009.**
*DOCTORS OF SCIENCE, BY COUNTY, CITY/MUNICIPALITY OF PERMANENT RESIDENCE AND BY SEX, 2009*

(nastavak)

(continued)

	Ukupno <i>Total</i>		
	svega <i>All</i>	muškarci <i>Men</i>	žene <i>Women</i>
Vukovarsko-srijemska županija <i>County of Vukovar-Sirmium</i>	6	4	2
Gradovi/ <i>Cities</i>			
Iok	1	1	-
Vinkovci	1	-	1
Vukovar	1	1	-
Općine/ <i>Municipalities</i>			
Andrijaševci	1	1	-
Nuštar	1	1	-
Tovarnik	1	-	1
Splitsko-dalmatinska županija <i>County of Split-Dalmatia</i>	58	35	23
Gradovi/ <i>Cities</i>			
Hvar	1	1	-
Kaštela	1	1	-
Komiža	1	1	-
Omiš	1	1	-
Solin	2	2	-
Split	45	23	22
Trogir	2	2	-
Općine/ <i>Municipalities</i>			
Marina	1	1	-
Milna	1	1	-
Podstrana	2	2	-
Runovići	1	-	1
Istarska županija <i>County of Istria</i>	19	12	7
Gradovi/ <i>Cities</i>			
Labin	1	-	1
Poreč	1	-	1
Pula	10	7	3
Rovinj	1	-	1
Općine/ <i>Municipalities</i>			
Fažana	1	1	-
Ližnjan	1	1	-
Medulin	3	2	1
Žminj	1	1	-
Dubrovačko-neretvanska županija <i>County of Dubrovnik-Neretva</i>	7	4	3
Gradovi/ <i>Cities</i>			
Dubrovnik	6	3	3
Metković	1	1	-
Međimurska županija <i>County of Međimurje</i>	4	4	-
Grad/ <i>City</i>			
Čakovec	3	3	-
Općina/ <i>Municipality</i>			
Goričan	1	1	-
Grad Zagreb <i>City of Zagreb</i>	304	158	146
S prebivalištem izvan Republike Hrvatske <i>With residence outside of Republic of Croatia</i>	18	10	8

#### 4. NASTAVNICI I SURADNICI ACADEMIC STAFF

##### 4.1. NASTAVNICI I SURADNICI U NASTAVI PREMA AKADEMSKOM NAZIVU I STUPNJU, SPOLU I VRSTI UGOVORA U AKADEMSKOJ GODINI 2009./2010. ACADEMIC STAFF, BY ACADEMIC TITLE AND DEGREE, BY SEX AND TYPE OF CONTRACT, 2009/2010 ACADEMIC YEAR

		Akademski naziv i stupanj Academic title and degree					
		doktori znanosti Doctors of science		magistri znanosti i magistri/specijalisti Masters of science and masters/specialists		bez akademskog naziva i stupnja Holding no academic title and degree	
		svoga All	žene Women	svoga All	žene Women	svoga All	žene Women
Ukupno Total	svoga All u FTE <sup>1)</sup> Full-time equivalent <sup>1)</sup>	7 469	2 709	2 415	1 166	5 979	3 043
Zaposleni na temelju ugovora o radu Working on employment contract basis	svoga All u FTE <sup>1)</sup> Full-time equivalent <sup>1)</sup>	4 959	1 914	1 405	728	3 337	1 830
Angažirani na temelju ugovora o djelu Working on contractual agreement basis	svoga All u FTE <sup>1)</sup> Full-time equivalent <sup>1)</sup>	2 510	795	1 010	438	2 642	1 213
		895,4	278,6	385,7	168,6	970,6	461,2

1) S obzirom na to da nastavnici i suradnici u nastavi mogu predavati na dva i više visokih učilišta, broj prikazan ekvivalentom pune zaposlenosti/angažiranosti samo približno odgovara stvarnom broju fizičkih osoba. Podaci su dobiveni kao izračun nastavnika i suradnika u nastavi izražen jedinicom pune zaposlenosti/angažiranosti.

1) Since members of academic staff may teach at two and more higher education institutions, the number presented in full-time equivalent approximately corresponds to the actual number of natural persons. Data were obtained as a calculation of members of academic staff presented by a full-time unit.

##### 4.2. NASTAVNICI I SURADNICI U NASTAVI PREMA ZVANJU, VRSTI ZAPOSLENOSTI/ANGAŽIRANOSTI I SPOLU U AKADEMSKOJ GODINI 2009./2010. ACADEMIC STAFF, BY UNIVERSITY TITLES, TYPE OF EMPLOYMENT/ENGAGEMENT AND BY SEX, 2009/2010 ACADEMIC YEAR

	Ukupno Total			U ekvivalentu pune zaposlenosti/ angažiranosti FTE <sup>1)</sup> In full-time equivalent <sup>1)</sup>		Zaposleni na temelju ugovora o radu Teaching on employment contract basis				Angažirani na temelju ugovora o djelu Teaching on contractual agreement basis			
						ukupno Total		u ekvivalentu pune zaposlenosti FTE <sup>1)</sup> In full-time equivalent <sup>1)</sup>		ukupno Total		u ekvivalentu pune zaposlenosti FTE <sup>1)</sup> In full-time equivalent <sup>1)</sup>	
	svoga All	muškarci Men	žene Women	svoga All	žene Women	svoga All	žene Women	svoga All	žene Women	svoga All	žene Women	svoga All	žene Women
Ukupno Total	15 863	8 945	6 918	11 459,5	5 211,2	9 701	4 472	9 207,8	4 302,8	6 162	2 446	2 251,7	908,4
Redoviti profesori Full professors	2 433	1 850	583	1 839,2	465,0	1 612	416	1 537,8	404,1	821	167	301,4	60,9
Izvanredni profesori Associate professors	1 826	1 135	691	1 351,8	525,2	1 223	482	1 126,1	450,5	603	209	225,7	74,7
Docenti Assistant professors	2 186	1 215	971	1 704,1	775,6	1 551	722	1 454,0	677,2	635	249	250,1	98,4
Profesori visoke škole College professors	249	188	61	155,6	43,7	143	39	110,4	32,5	106	22	45,2	11,2
Viši predavači Senior lecturers	998	532	466	689,4	336,5	564	284	533,4	273,5	434	182	156,0	63,0
Predavači Lecturers	1 437	798	639	823,4	409,0	553	301	505,8	280,5	884	338	317,6	128,5
Viši lektori Senior language instructors	63	9	54	62,8	53,8	62	53	62,0	53,0	1	1	0,8	0,8
Lektori Language instructors	59	10	49	54,5	44,5	53	43	53,0	43,0	6	6	1,5	1,5
Viši umjetnički suradnici Senior artistic associates	16	9	7	15,3	6,8	10	6	10,0	6,0	6	1	5,3	0,8
Umjetnički suradnici Artistic associates	50	25	25	36,2	19,7	15	9	13,2	7,2	35	16	23,0	12,5

1) S obzirom na to da nastavnici i suradnici u nastavi mogu predavati na dva i više visokih učilišta, broj prikazan ekvivalentom pune zaposlenosti/angažiranosti samo približno odgovara stvarnom broju fizičkih osoba. Podaci su dobiveni kao izračun nastavnika i suradnika u nastavi izražen jedinicom pune zaposlenosti/angažiranosti.

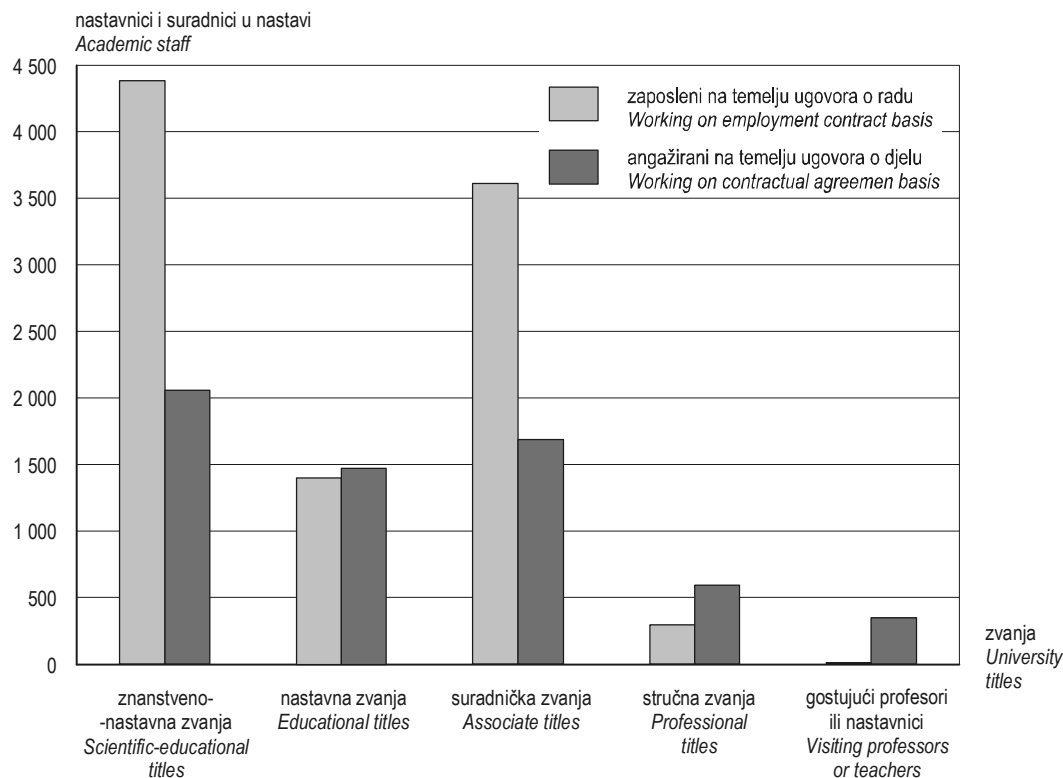
1) Since members of academic staff may teach at two and more higher education institutions, the number presented in full-time equivalent approximately corresponds to the actual number of natural persons. Data were obtained as a calculation of members of academic staff presented by a full-time unit.

**4.2. NASTAVNICI I SURADNICI U NASTAVI PREMA ZVANJU, VRSTI ZAPOSLENOSTI/ANGAŽIRANOSTI I SPOLU U AKADEMSKOJ GODINI 2009./2010.**  
**ACADEMIC STAFF, BY UNIVERSITY TITLES, TYPE OF EMPLOYMENT/ENGAGEMENT AND BY SEX, 2009/2010 ACADEMIC YEAR**

(nastavak)  
 (continued)

	Ukupno Total			U ekvivalentu pune zaposlenosti/ angažiranosti FTE <sup>1)</sup> In full-time equivalent <sup>1)</sup>		Zaposleni na temelju ugovora o radu Teaching on employment contract basis				Angažirani na temelju ugovora o djelu Teaching on contractual agreement basis			
						ukupno Total		u ekvivalentu pune zaposlenosti FTE <sup>1)</sup> In full-time equivalent <sup>1)</sup>		ukupno Total		u ekvivalentu pune zaposlenosti FTE <sup>1)</sup> In full-time equivalent <sup>1)</sup>	
	svega All	muškarci Men	žene Women	svega All	žene Women	svega All	žene Women	svega All	žene Women	svega All	žene Women	svega All	žene Women
Viši asistenti Senior assistants	662	348	314	545,7	264,5	511	248	488,4	237,9	151	66	57,3	26,6
Asistenti Assistants	4 639	2 172	2 467	3 614,6	1 971,5	3 099	1 700	3 017,7	1 670,6	1 540	767	596,9	300,9
Viši stručni suradnici Senior professional associates	68	42	26	24,3	9,4	15	5	11,0	5,0	53	21	13,3	4,4
Stručni suradnici Professional associates	790	430	360	421,4	212,5	259	139	254,8	138,5	531	221	166,6	74
Stručni savjetnici Professional advisers	26	10	16	23,0	16,0	20	16	20,0	16,0	6	-	3,0	-
Gostujući profesori ili nastavnici Visiting professors or teachers	361	172	189	97,6	57,5	11	9	9,6	7,3	350	180	88,0	50,2

**G-8. NASTAVNICI I SURADNICI U NASTAVI PREMA ZVANJU, ZAPOSLENI NA TEMELJU UGOVORA O RADU I ANGAŽIRANI NA TEMELJU UGOVORA O DJELU U AKADEMSKOJ GODINI 2009./2010.**  
**ACADEMIC STAFF, BY UNIVERSITY TITLES, WORKING ON EMPLOYMENT CONTRACT AND CONTRACTUAL AGREEMENT BASES, 2009/2010 ACADEMIC YEAR**



**4.3. NASTAVNICI I SURADNICI U NASTAVI ZAPOSLENI NA TEMELJU UGOVORA O RADU, VRSTI RADNOG VREMENA I SPOLU, PREMA SVEUČILIŠTIMA I VRSTAMA VISOKIH UČILIŠTA U AKADEMSKOJ GODINI 2009./2010.**  
**ACADEMIC STAFF WORKING ON EMPLOYMENT CONTRACT, BY TYPE OF WORKING HOURS AND SEX, BY UNIVERSITIES AND INSTITUTIONS OF HIGHER EDUCATION, 2009/2010 ACADEMIC YEAR**

	Zaposleni na temelju ugovora o radu <i>Employed on basis of employment contract</i>									
	ukupno <i>Total</i>				s punim radnim vremenom <i>Full-time</i>		s kraćim od punoga radnog vremena <i>Part-time</i>			
	ukupno <i>Total</i>		u ekvivalentu pune angažiranosti FTE <sup>1)</sup> <i>In full-time equivalent<sup>1)</sup></i>				ukupno <i>Total</i>		u ekvivalentu pune angažiranosti FTE <sup>1)</sup> <i>In full-time equivalent<sup>1)</sup></i>	
	svega <i>All</i>	žene <i>Women</i>	svega <i>All</i>	žene <i>Women</i>	svega <i>All</i>	žene <i>Women</i>	svega <i>All</i>	žene <i>Women</i>	svega <i>All</i>	žene <i>Women</i>
Visoka učilišta – ukupno <i>Institutions of higher education – total</i>	9 701	4 472	9 207,8	4 302,8	8 902	4 193	799	279	305,8	109,8
Sveučilišta <i>Universities</i>	8 859	4 108	8 502,2	3 980,5	8 262	3 890	597	218	240,2	90,5
Fakulteti <i>Faculties</i>	7 506	3 443	7 172,2	3 323,3	6 949	3 240	557	203	223,2	83,3
Umjetničke akademije <i>Art academies</i>	418	131	416,5	130,5	415	130	3	1	1,5	0,5
Odjeli <i>Departments</i>	935	534	913,5	526,7	898	520	37	14	15,5	6,7
Sveučilište u Dubrovniku <i>University of Dubrovnik</i>	155	82	150,2	80,3	147	79	8	3	3,2	1,3
Odjeli <i>Departments</i>	155	82	150,2	80,3	147	79	8	3	3,2	1,3
Sveučilište u Osijeku <i>University of Osijek</i>	1 048	493	952,6	459,1	900	440	148	53	52,6	19,1
Fakulteti <i>Faculties</i>	905	417	811,3	384,8	760	367	145	50	51,3	17,8
Umjetničke akademije <i>Art academies</i>	48	21	47,5	20,5	47	20	1	1	0,5	0,5
Odjeli <i>Departments</i>	95	55	93,8	53,8	93	53	2	2	0,8	0,8
Sveučilište u Puli <i>University of Pula</i>	160	92	159,0	91,5	158	91	2	1	1,0	0,5
Odjeli <i>Departments</i>	160	92	159,0	91,5	158	91	2	1	1,0	0,5
Sveučilište u Rijeci <i>University of Rijeka</i>	1 170	618	1 077,2	580,3	984	543	186	75	93,2	37,3
Fakulteti <i>Faculties</i>	1 056	562	964,2	524,8	872	488	184	74	92,2	36,8
Umjetničke akademije <i>Art academies</i>	35	9	35,0	9,0	35	9	-	-	-	-
Odjeli <i>Departments</i>	79	47	78,0	46,5	77	46	2	1	1,0	0,5
Sveučilište u Splitu <i>University of Split</i>	1 091	460	1 010,6	435,0	974	423	117	37	36,6	12,0
Fakulteti <i>Faculties</i>	921	383	841,6	359,0	806	348	115	35	35,6	11,0
Umjetničke akademije <i>Art academies</i>	82	29	82,0	29,0	82	29	-	-	-	-
Odjeli <i>Departments</i>	88	48	87,0	47,0	86	46	2	2	1,0	1,0
Sveučilište Zadar <i>University of Zadar</i>	358	210	345,5	207,6	337	205	21	5	8,5	2,6
Odjeli <i>Departments</i>	358	210	345,5	207,6	337	205	21	5	8,5	2,6
Sveučilište u Zagrebu <i>University of Zagreb</i>	4 877	2 153	4 807,1	2 126,7	4 762	2 109	115	44	45,1	17,7
Fakulteti <i>Faculties</i>	4 624	2 081	4 555,1	2 054,7	4 511	2 037	113	44	44,1	17,7
Umjetničke akademije <i>Art academies</i>	253	72	252,0	72,0	251	72	2	-	1,0	-
Veleučilišta <i>Polytechnics</i>	509	232	432,8	205,0	408	198	101	34	24,8	7,0
Visoke škole <i>Schools of professional higher education</i>	305	128	258,0	116,5	220	105	85	23	38,0	11,5
Fakultet <i>Faculty</i>	19	4	5,8	0,8	3	-	16	4	2,8	0,8
Institut <i>Institute</i>	9	-	9,0	-	9	-	-	-	-	-

1) S obzirom na to da nastavnici i suradnici u nastavi mogu predavati na dva i više visokih učilišta, broj prikazan ekvivalentom pune zaposlenosti/angažiranosti samo približno odgovara stvarnom broju fizičkih osoba. Podaci su dobiveni kao izračun nastavnika i suradnika u nastavi izražen jedinicom pune zaposlenosti/angažiranosti.

1) Since members of academic staff may teach at two and more higher education institutions, the number presented in full-time equivalent approximately corresponds to the actual number of natural persons. Data were obtained as a calculation of members of academic staff presented by a full-time unit.

**4.4. NASTAVNICI I SURADNICI U NASTAVI ANGAŽIRANI NA TEMELJU UGOVORA O DJELU, VRSTI ANGAŽIRANOSTI I SPOLU, PREMA SVEUČILIŠTIMA I VRSTAMA VISOKIH UČILIŠTA U AKADEMSKOJ GODINI 2009./2010.**  
**ACADEMIC STAFF WORKING ON CONTRACTUAL AGREEMENT BASIS, BY TYPE OF ENGAGEMENT AND BY SEX, BY UNIVERSITIES AND TYPES OF INSTITUTIONS OF HIGHER EDUCATIONS, 2009/2010 ACADEMIC YEAR**

	Ugovorno angažirani <i>Engaged on contractual agreement</i>									
	ukupno <i>Total</i>				za puno vrijeme <i>Full-time</i>		za kraće od punog vremena <i>Part-time</i>			
	ukupno <i>Total</i>		u ekvivalentu pune angažiranosti FTE <sup>1)</sup> <i>In full-time equivalent<sup>1)</sup></i>				ukupno <i>Total</i>		u ekvivalentu pune angažiranosti FTE <sup>1)</sup> <i>In full-time equivalent<sup>1)</sup></i>	
	svega <i>All</i>	žene <i>Women</i>	svega <i>All</i>	žene <i>Women</i>	svega <i>All</i>	žene <i>Women</i>	svega <i>All</i>	žene <i>Women</i>	svega <i>All</i>	žene <i>Women</i>
Visoka učilišta – ukupno <i>Institutions of higher education – total</i>	6 162	2 446	2 251,7	908,4	308	134	5 854	2 312	1 943,7	774,4
Sveučilišta <i>Universities</i>	3 915	1 681	1 472,8	650,3	197	94	3 718	1 587	1 275,8	556,3
Fakulteti <i>Faculties</i>	2 907	1 257	1 026,9	455,2	59	30	2 848	1 227	967,9	425,2
Umjetničke akademije <i>Art academies</i>	370	167	224,2	100,5	132	61	238	106	92,2	39,5
Odjeli <i>Departments</i>	638	257	221,7	94,6	6	3	632	254	215,7	91,6
Sveučilište u Dubrovniku <i>University of Dubrovnik</i>	154	42	23,3	5,9	-	-	154	42	23,3	5,9
Odjeli <i>Departments</i>	154	42	23,3	5,9	-	-	154	42	23,3	5,9
Sveučilište u Osijeku <i>University of Osijek</i>	507	229	221,9	114,0	36	20	471	209	185,9	94,0
Fakulteti <i>Faculties</i>	351	147	144,7	71,1	6	3	345	144	138,7	68,1
Umjetničke akademije <i>Art academies</i>	62	33	38,6	21,3	25	14	37	19	13,6	7,3
Odjeli <i>Departments</i>	94	49	38,6	21,6	5	3	89	46	33,6	18,6
Sveučilište u Puli <i>University of Pula</i>	109	51	43,6	20,6	-	-	109	51	43,6	20,6
Odjeli <i>Departments</i>	109	51	43,6	20,6	-	-	109	51	43,6	20,6
Sveučilište u Rijeci <i>University of Rijeka</i>	531	254	190,9	93,8	31	15	500	239	159,9	78,8
Fakulteti <i>Faculties</i>	451	215	154,0	77,2	9	6	442	209	145,0	71,2
Umjetničke akademije <i>Art academies</i>	44	20	30,8	13,8	21	9	23	11	9,8	4,8
Odjeli <i>Departments</i>	36	19	6,1	2,8	1	-	35	19	5,1	2,8
Sveučilište u Splitu <i>University of Split</i>	1 083	490	415,1	188,9	34	18	1 049	472	381,1	170,9
Fakulteti <i>Faculties</i>	746	352	251,8	123,1	6	5	740	347	245,8	118,1
Umjetničke akademije <i>Art academies</i>	92	42	53,2	22,1	28	13	64	29	25,2	9,1
Odjeli <i>Departments</i>	245	96	110,1	43,7	-	-	245	96	110,1	43,7
Sveučilište u Zagrebu <i>University of Zagreb</i>	1 531	615	578,0	227,1	96	41	1 435	574	482,0	186,1
Fakulteti <i>Faculties</i>	1 359	543	476,4	183,8	38	16	1 321	527	438,4	167,8
Umjetničke akademije <i>Art academies</i>	172	72	101,6	43,3	58	25	114	47	43,6	18,3
Veleučilišta <i>Polytechnics</i>	1 514	558	545,8	189,2	57	19	1 457	539	488,8	170,2
Visoke škole <i>Schools of professional higher education</i>	719	204	229,7	68,0	54	21	665	183	175,7	47,0
Fakultet <i>Faculty</i>	1	1	0,5	0,5	-	-	1	1	0,5	0,5
Institut <i>Institute</i>	13	2	2,9	0,4	-	-	13	2	2,9	0,4

1) S obzirom na to da nastavnici i suradnici u nastavi mogu predavati na dva i više visokih učilišta, broj prikazan ekvivalentom pune zaposlenosti/angažiranosti samo približno odgovara stvarnom broju fizičkih osoba. Podaci su dobiveni kao izračun nastavnika i suradnika u nastavi izražen jedinicom pune zaposlenosti/angažiranosti.

1) *Since members of academic staff may teach at two and more higher education institutions, the number presented in full-time equivalent approximately corresponds to the actual number of natural persons. Data were obtained as a calculation of members of academic staff presented by a full-time unit.*

**4.5. NASTAVNICI I SURADNICI U NASTAVI PREMA ZVANJU, AKADEMSKOM NAZIVU I STUPNJU, VRSTI RADNOG VREMENA I SPOLU U  
AKADEMSKOJ GODINI 2009./2010.  
ACADEMIC STAFF, BY UNIVERSITY TITLES, ACADEMIC DEGREE/TITLE, BY TYPE OF WORKING HOURS AND BY SEX,  
2009/2010 ACADEMIC YEAR**

	Ukupno Total			Akademski Academic						
				doktori znanosti Doctors of science			magistri znanosti i magistri/specijalisti Masters of science and masters/specialists			
	svega All	muškarci Men	žene Women	svega All	muškarci Men	žene Women	svega All	muškarci Men	žene Women	
Ukupno Total	15 863	8 945	6 918	7 469	4 760	2 709	2 415	1 249	1 166	1
Redoviti profesori Full professors	2 433	1 850	583	2 305	1 739	566	33	28	5	2
Izvanredni profesori Associate professors	1 826	1 135	691	1 720	1 059	661	20	13	7	3
Docenti Assistant professors	2 186	1 215	971	2 029	1 113	916	38	22	16	4
Profesori visoke škole College professors	249	188	61	208	157	51	34	24	10	5
Viši predavači Senior lecturers	998	532	466	168	102	66	548	300	248	6
Predavači Lecturers	1 437	854	583	114	67	47	424	244	180	7
Viši lektori Senior language instructors	63	9	54	8	1	7	19	2	17	8
Lektori Language instructors	59	10	49	-	-	-	9	1	8	9
Viši umjetnički suradnici Senior artistic associates	16	9	7	-	-	-	4	1	3	10
Umjetnički suradnici Artistic associates	50	25	25	-	-	-	3	1	2	11
Viši asistenti Senior assistants	662	348	314	608	317	291	9	4	5	12
Asistenti Assistants	4 639	2 172	2 467	148	99	49	1 058	514	544	13
Viši stručni suradnici Senior professional associates	68	42	26	2	2	-	10	5	5	14
Stručni suradnici Professional associates	790	430	360	49	28	21	143	56	87	15
Stručni savjetnici Professional advisers	26	10	16	13	6	7	5	1	4	16
Gostujući profesori ili nastavnici Visiting professors or teachers	361	172	189	97	70	27	58	33	25	17

naziv i stupanj degree	Vrsta radnog vremena Working time									Ekvivalent pune zaposlenosti/angažiranosti FTE <sup>1)</sup> Full-time equivalent <sup>1)</sup>		
	bez akademskog stupnja/naziva Without academic degree/title			s punim radnim vremenom Full-time			s kraćim od punoga radnog vremena Part-time					
	svega All	muškarci Men	žene Women	svega All	muškarci Men	žene Women	svega All	muškarci Men	žene Women	svega All	muškarci Men	žene Women
1	5 979	2 936	3 043	9 210	4 883	4 327	6 653	4 062	2 591	11 459,5	6 248,3	5 211,2
2	95	83	12	1 518	1 118	400	915	732	183	1 839,2	1 374,2	465,0
3	86	63	23	1 092	652	440	734	483	251	1 351,8	826,6	525,2
4	119	80	39	1 438	771	667	748	444	304	1 704,1	928,5	775,6
5	7	7	0	109	75	34	140	113	27	155,6	111,9	43,7
6	282	130	152	532	261	271	466	271	195	689,4	352,9	336,5
7	899	487	412	524	240	284	913	558	355	823,4	414,4	409,0
8	36	6	30	62	9	53	1	-	1	62,8	9,0	53,8
9	50	9	41	53	10	43	6	-	6	54,5	10,0	44,5
10	12	8	4	14	8	6	2	1	1	15,3	8,5	6,8
11	47	24	23	28	11	17	22	14	8	36,2	16,5	19,7
12	45	27	18	484	248	236	178	100	78	545,7	281,2	264,5
13	3 433	1 559	1 874	3 051	1 348	1 703	1 588	824	764	3614,6	1 643,1	1 971,5
14	56	35	21	10	5	5	58	37	21	24,3	14,9	9,4
15	598	346	252	264	122	142	526	308	218	421,4	208,9	212,5
16	8	3	5	20	4	16	6	6	-	23,0	7,0	16,0
17	206	69	137	11	1	10	350	171	179	97,6	40,1	57,5

**4.6. NASTAVNICI I SURADNICI U NASTAVI PREMA SKUPINAMA, NAZIVU I MJESTU VISOKOG UČILIŠTA, ZVANJU I AKADEMSKOM NAZIVU I STUPNJU U AKADEMSKOJ GODINI 2009./2010.**

ACADEMIC STAFF, BY GROUPS, NAME AND LOCATION OF INSTITUTIONS OF HIGHER EDUCATION, BY UNIVERSITY TITLES AND ACADEMIC DEGREE/TITLE, 2009/2010 ACADEMIC YEAR

	Nastavnici i suradnici u nastavi <sup>1)</sup> Academic staff <sup>1)</sup>			Zvanja i University titles and									
				redoviti profesori Full professors			izvanredni profesori Associate professors			docenti Assistant professors			
	ukupno Total	od toga Out of that		ukupno Total	od toga Out of that		ukupno Total	od toga Out of that		ukupno Total	od toga Out of that		
doktori znanosti Doctors of science		magistri znanosti i magistri/specijalisti Masters of science and masters/specialists	doktori znanosti Doctors of science		magistri znanosti i magistri/specijalisti Masters of science and masters/specialists	doktori znanosti Doctors of science		magistri znanosti i magistri/specijalisti Masters of science and masters/specialists	doktori znanosti Doctors of science		magistri znanosti i magistri/specijalisti Masters of science and masters/specialists		
Visoka učilišta – ukupno Institutions of higher education – total	15 863	7 469	2415	2 433	2 305	33	1 826	1720	20	2 186	2 029	38	1
Veleučilišta Polytechnics	2 023	613	390	180	168	12	134	130	4	115	110	5	2
Veleučilište u Čakovcu Polytechnic in Čakovec	13	2	3	-	-	-	-	-	-	-	-	-	3
Veleučilište u Gospiću i odjel Polytechnic in Gospić and department	61	26	18	9	9	-	3	3	-	6	6	-	4
Veleučilište u Karlovcu Polytechnic in Karlovac	147	42	36	16	9	7	5	5	-	5	3	2	5
Veleučilište u Kninu Polytechnic in Knin	122	62	24	36	31	5	24	20	4	10	7	3	6
Veleučilište u Požezi Polytechnic in Požega	40	5	15	-	-	-	-	-	-	3	3	-	7
Veleučilište u Rijeci Polytechnic in Rijeka	141	43	37	7	7	-	5	5	-	3	3	-	8
Veleučilište u Slavonskom Brodu Polytechnic in Slavonski Brod	104	61	21	29	29	-	16	16	-	11	11	-	9
Veleučilište u Šibeniku i odjel Polytechnic in Šibenik and department	72	25	17	12	12	-	5	5	-	5	5	-	10
Veleučilište u Varaždinu Polytechnic in Varaždin	136	32	22	5	5	-	4	4	-	9	9	-	11
Veleučilište u Velikoj Gorici Polytechnic in Velika Gorica	84	42	23	9	9	-	6	6	-	5	5	-	12
Veleučilište u Vukovaru i odjel Polytechnic in Vukovar and department	157	52	40	14	14	-	15	15	-	14	14	-	13
Društveno veleučilište u Zagrebu Social Polytechnic in Zagreb	3	-	-	-	-	-	-	-	-	-	-	-	14
Tehničko veleučilište u Zagrebu Technical Polytechnic in Zagreb	180	61	42	13	13	-	16	16	-	10	10	-	15
Zdravstveno veleučilište u Zagrebu Health Service Polytechnic in Zagreb	624	139	55	12	12	-	35	35	-	32	32	-	16
Veleučilište Vern, Zagreb Polytechnic Vern, Zagreb	139	21	37	18	18	-	-	-	-	2	2	-	17
Visoke škole Schools of professional higher education	1 024	383	300	81	81	-	52	52	-	60	59	1	18
Visoka tehnička škola u Bjelovaru Polytechnic School in Bjelovar	31	16	3	3	3	-	1	1	-	7	7	-	19
Visoka tehnička škola, Pula Technical School of Professional Higher Education, Pula	52	21	11	6	6	-	2	2	-	6	6	-	20
Visoka politehnička škola u Zagrebu University College of Applied Sciences Poly	21	6	5	1	1	-	3	3	-	-	-	-	21
Visoka škola za sigurnost, Zagreb School of Professional Higher Education in Safety, Zagreb	33	10	11	1	1	-	1	1	-	2	2	-	22
Visoko gospodarsko učilište, Križevci School of Professional Higher Education in Agriculture, Križevci	39	10	18	2	2	-	-	-	-	-	-	-	23

1) Ukupan broj nastavnika i suradnika u nastavi nije broj fizičkih osoba jer neki nastavnici i suradnici rade na više visokih učilišta.

1) The total number of academic staff is not the number of natural persons since members of academic staff may teach at two or more higher education institutions.

akademski naziv i stupanj  
academic degree/title

profesori visoke škole College professors				predavači Lecturers			lektori Language instructors			umjetnički suradnici Artistic associates			asistenti Assistants			stručni suradnici/ savjetnici/gostujući profesori ili nastavnici Professional associates/advisers/visiting professors or teachers		
ukupno Total	od toga Out of that			ukupno Total	od toga Out of that		ukupno Total	od toga Out of that		ukupno Total	od toga Out of that		ukupno Total	od toga Out of that		ukupno Total	od toga Out of that	
	doktori znanosti Doctors of science	magistri znanosti i magistri/ specijalisti Masters of science and masters/s/ pecialists			doktori znanosti Doctors of science	magistri znanosti i magistri/ specijalisti Masters of science and masters/s/ pecialists			doktori znanosti Doctors of science		magistri znanosti i magistri/ specijalisti Masters of science and masters/s/ pecialists			doktori znanosti Doctors of science	magistri znanosti i magistri/ specijalisti Masters of science and masters/s/ pecialists			doktori znanosti Doctors of science
1	249	208	34	2 435	282	972	122	8	28	66	-	7	5 301	756	1067	1 245	161	216
2	125	112	11	737	83	283	-	-	-	-	-	-	633	9	69	99	1	6
3	1	1	-	9	1	3	-	-	-	-	-	-	-	-	-	3	-	-
4	5	5	-	21	1	13	-	-	-	-	-	-	16	2	5	1	-	-
5	14	14	-	52	11	26	-	-	-	-	-	-	15	-	1	40	-	-
6	6	4	2	31	-	9	-	-	-	-	-	-	8	-	-	7	-	1
7	-	-	-	33	2	15	-	-	-	-	-	-	3	-	-	1	-	-
8	19	17	2	68	10	25	-	-	-	-	-	-	37	1	10	2	-	-
9	-	-	-	27	4	16	-	-	-	-	-	-	10	1	1	11	-	4
10	2	2	-	22	1	11	-	-	-	-	-	-	26	-	6	-	-	-
11	3	3	-	49	9	14	-	-	-	-	-	-	66	2	8	-	-	-
12	10	9	1	48	13	21	-	-	-	-	-	-	1	-	-	5	-	1
13	-	-	-	32	2	10	-	-	-	-	-	-	59	2	30	19	1	-
14	-	-	-	2	-	-	-	-	-	-	-	-	1	-	-	-	-	-
15	25	17	6	56	4	28	-	-	-	-	-	-	51	1	8	9	-	-
16	35	35	-	169	25	55	-	-	-	-	-	-	340	-	-	1	-	-
17	1	1	-	118	-	37	-	-	-	-	-	-	-	-	-	-	-	-
18	74	69	5	482	50	229	-	-	-	-	-	-	100	2	29	175	70	36
19	1	1	-	18	4	3	-	-	-	-	-	-	1	-	-	-	-	-
20	4	4	-	24	2	9	-	-	-	-	-	-	-	-	-	10	1	2
21	-	-	-	6	1	4	-	-	-	-	-	-	10	-	1	1	1	-
22	9	5	4	20	1	7	-	-	-	-	-	-	-	-	-	-	-	-
23	8	8	-	23	-	16	-	-	-	-	-	-	4	-	1	2	-	1

**4.6. NASTAVNICI I SURADNICI U NASTAVI PREMA SKUPINAMA, NAZIVU I MJESTU VISOKOG UČILIŠTA, ZVANJU I AKADEMSKOM NAZIVU I STUPNJU U AKADEMSKOJ GODINI 2009./2010.**

ACADEMIC STAFF, BY GROUPS, NAME AND LOCATION OF INSTITUTIONS OF HIGHER EDUCATION, BY UNIVERSITY TITLES AND ACADEMIC DEGREE/TITLE, 2009/2010 ACADEMIC YEAR

(nastavak)  
(continued)

	Nastavnici i suradnici u nastavi <sup>1)</sup> Academic staff*			Zvanja i University titles and									
				redoviti profesori Full professors			izvanredni profesori Associate professors			docenti Assistant professors			
	ukupno Total	od toga Out of that		ukupno Total	od toga Out of that		ukupno Total	od toga Out of that		ukupno Total	od toga Out of that		
		doktori znanosti Doctors of science	magistri znanosti i magistri/specijalisti Masters of science and masters/specialists		doktori znanosti Doctors of science	magistri znanosti i magistri/specijalisti Masters of science and masters/specialists		doktori znanosti Doctors of science	magistri znanosti i magistri/specijalisti Masters of science and masters/specialists		doktori znanosti Doctors of science	magistri znanosti i magistri/specijalisti Masters of science and masters/specialists	
Visoka škola za odnose s javnošću i studij medija, Zagreb <i>School of Public Relation and Media Study "Kairos", Zagreb</i>	17	4	5	1	1	-	3	3	-	-	-	-	1
Visoka novinarska škola, Zagreb <i>School of Professional Education for Journalism, Zagreb</i>	14	6	-	1	1	-	-	-	-	2	2	-	2
Američka visoka škola za management i tehnologiju, Dubrovnik <i>American College of Management and Technology, Dubrovnik</i>	32	4	18	-	-	-	-	-	-	-	-	-	3
Visoka poslovna škola, Višnjičan <i>Business School, Višnjičan</i>	14	3	6	1	1	-	-	-	-	-	-	-	4
Zagrebačka škola za menadžment, Zagreb <i>Zagreb School of Management, Zagreb</i>	42	21	12	2	2	-	6	6	-	2	2	-	5
Visoka škola za poslovanje i upravljanje, Zaprrešić <i>School of Professional Higher Education for Business and Management, Zaprrešić</i>	105	59	16	16	16	-	7	7	-	10	10	-	6
Zagrebačka škola ekonomije i managementa, Zagreb <i>Zagreb School of Economics and Management, Zagreb</i>	66	32	29	-	-	-	-	-	-	-	-	-	7
Visoka škola za menadžment u turizmu i informatici, Virovitica <i>School of Professional Higher Education for Management in Tourism and Informatics, Virovitica</i>	26	7	5	3	3	-	2	2	-	1	1	-	8
Visoka škola Hrvatsko zagorje, Krapina <i>School of Professional Higher Education "Hrvatsko zagorje", Krapina</i>	51	27	13	8	8	-	9	9	-	6	6	-	9
Visoka škola tržišnih komunikacija "Agora", Zagreb <i>College of Market Communications "Agora", Zagreb</i>	53	13	3	1	1	-	2	2	-	3	3	-	10
Visoka poslovna škola "Minerva", Dugopolje <i>Business School "Minerva" in Dugopolje</i>	22	7	3	1	1	-	1	1	-	2	2	-	11
Visoka poslovna škola "Libertas", Zagreb <i>Libertas Business School, Zagreb</i>	35	14	9	3	3	-	1	1	-	2	2	-	12
Visoka škola za ekonomiju, poduzetništvo i upravljanje, Zagreb <i>School of Economy, Entrepreneurship and Management "Zrinski", Zagreb</i>	27	9	10	4	4	-	-	-	-	-	-	-	13
Visoka poslovna škola "Utilus", Zagreb <i>"Utilus" Business School, Zagreb</i>	26	9	12	5	5	-	1	1	-	1	1	-	14
Visoka škola za primijenjeno računalstvo, Zagreb <i>School of Applied Informatics, Zagreb</i>	38	8	23	1	1	-	1	1	-	2	2	-	15
RRiF Visoka škola za financijski menadžment, Zagreb <i>RRiF School of professional Higher Education for Financial Management, Zagreb</i>	34	10	13	3	3	-	-	-	-	2	2	-	16
Međunarodna diplomatska škola za poslovno upravljanje, Zagreb <i>International Graduate Business School, Zagreb</i>	20	15	3	-	-	-	-	-	-	-	-	-	17

akademski naziv i stupanj  
academic degree

profesori visoke škole College professors			predavači Lecturers			lektori Language instructors			umjetnički suradnici Artistic associates			asistenti Assistants			stručni suradnici/ savjetnici/gostujući profesori ili nastavnici Professional associates/advisers/visiting professors or teachers		
ukupno Total	od toga Out of that		ukupno Total	od toga Out of that		ukupno Total	od toga Out of that		ukupno Total	od toga Out of that		ukupno Total	od toga Out of that		ukupno Total	od toga Out of that	
	doktori znanosti Doctors of science	magistri i magistri/ specijalisti Masters of science and masters/s pecialists		doktori znanosti Doctors of science	magistri i magistri/ specijalisti Masters of science and masters/s pecialists		doktori znanosti Doctors of science	magistri i magistri/ specijalisti Masters of science and masters/s pecialists		doktori znanosti Doctors of science	magistri i magistri/ specijalisti Masters of science and masters/s pecialists		doktori znanosti Doctors of science	magistri i magistri/ specijalisti Masters of science and masters/sp ecialists		doktori znanosti Doctors of science	magistri i magistri/ specijalisti Masters of science and masters/spe cialists
1	-	-	12	-	4	-	-	-	-	-	-	1	-	1	-	-	-
2	1	1	9	1	-	-	-	-	-	-	-	1	1	-	-	-	-
3	3	3	5	-	4	-	-	-	-	-	-	-	-	-	24	1	14
4	1	1	12	1	6	-	-	-	-	-	-	-	-	-	-	-	-
5	3	3	26	5	12	-	-	-	-	-	-	-	-	-	3	3	-
6	5	5	41	1	16	-	-	-	-	-	-	6	-	-	20	20	-
7	8	8	38	13	23	-	-	-	-	-	-	9	-	6	11	11	-
8	1	1	13	-	5	-	-	-	-	-	-	-	-	-	6	-	-
9	5	4	19	-	12	-	-	-	-	-	-	4	-	-	-	-	-
10	4	4	32	-	1	-	-	-	-	-	-	-	-	-	11	3	2
11	2	2	4	1	2	-	-	-	-	-	-	12	-	1	-	-	-
12	1	1	22	7	7	-	-	-	-	-	-	6	-	2	-	-	-
13	3	3	17	1	10	-	-	-	-	-	-	2	-	-	1	1	-
14	-	-	19	2	12	-	-	-	-	-	-	-	-	-	-	-	-
15	2	2	18	2	16	-	-	-	-	-	-	14	-	7	-	-	-
16	3	3	17	1	10	-	-	-	-	-	-	-	-	-	9	1	3
17	-	-	-	-	-	-	-	-	-	-	-	-	-	-	20	15	3

**4.6. NASTAVNICI I SURADNICI U NASTAVI PREMA SKUPINAMA, NAZIVU I MJESTU VISOKOG UČILIŠTA, ZVANJU I AKADEMSKOM NAZIVU I STUPNJU U AKADEMSKOJ GODINI 2009./2010.**

ACADEMIC STAFF, BY GROUPS, NAME AND LOCATION OF INSTITUTIONS OF HIGHER EDUCATION, BY UNIVERSITY TITLES AND ACADEMIC DEGREE/TITLE, 2009/2010 ACADEMIC YEAR

(nastavak)  
(continued)

	Nastavnici i suradnici u nastavi <sup>1)</sup> Academic staff*			Zvanja i University titles and									
				redoviti profesori Full professors			izvanredni profesori Associate professors			docenti Assistant professors			
	ukupno Total	od toga Out of that		ukupno Total	od toga Out of that		ukupno Total	od toga Out of that		ukupno Total	od toga Out of that		
		doktori znanosti Doctors of science	magistri znanosti i magistri/specijalisti Masters of science and masters/specialists		doktori znanosti Doctors of science	magistri znanosti i magistri/specijalisti Masters of science and masters/specialists		doktori znanosti Doctors of science	magistri znanosti i magistri/specijalisti Masters of science and masters/specialists		doktori znanosti Doctors of science	magistri znanosti i magistri/specijalisti Masters of science and masters/specialists	
Visoka škola za informacijske tehnologije, Zagreb <i>School of Professional Higher Education for Information Technologies, Zagreb</i>	51	3	7	-	-	-	-	-	-	-	-	-	1
Visoka poslovna škola, Zagreb <i>Business School, Zagreb</i>	61	30	22	8	8	-	8	8	-	6	5	1	2
Visoka škola za menadžment i dizajn "Aspira", Split <i>College of Management and Design Aspira, Split</i>	20	9	-	3	3	-	1	1	-	3	3	-	3
Visoka policijska škola, Zagreb <i>Police School of Professional Education, Zagreb</i>	34	5	18	-	-	-	-	-	-	1	1	-	4
Visoko evanđeosko teološko učilište, Osijek <i>Evangelical Theological Seminary, Osijek</i>	36	12	16	7	7	-	3	3	-	2	2	-	5
Teološki fakultet, Zagreb – evangelički <i>Faculty of Theology – Evangelic</i>	24	13	9	-	-	-	-	-	-	-	-	-	6
Institut <i>Institute</i>	22	13	7	3	3	-	2	2	-	4	4	-	7
Filozofsko-teološki institut Družbe Isusove, Zagreb <i>Institute of Philosophy of the Society of Jesus, Zagreb</i>	22	13	7	3	3	-	2	2	-	4	4	-	8
Sveučilišta – odjeli <i>Universities – departments</i>	1 573	739	249	230	227	2	154	152	2	240	236	4	9
Sveučilišni studijski centar za stručne studije, Split <i>University Department for Professional Studies, Split</i>	168	21	44	6	6	-	3	3	-	4	4	-	10
Sveučilišni odjeli Sveučilišta u Dubrovniku <i>Professional Departments of University of Zadar</i>	309	171	55	84	83	-	24	24	-	40	40	-	11
Sveučilišni odjeli Sveučilišta u Zadru <i>Professional Departments of University of Zadar</i>	358	146	62	31	31	-	27	27	-	52	52	-	12
Sveučilišni studijski centar za studije mora, Split <i>University Department for Maritime Studies, Split</i>	82	57	12	18	18	-	10	10	-	23	23	-	13
Međusveučilišni studij mediteranske poljoprivrede, Split <i>Interuniversity Study of Mediterranean Agriculture, Split</i>	83	66	12	21	21	-	15	15	-	22	22	-	14
Odjel za biologiju Sveučilišta u Osijeku <i>Biology Department of University of Osijek</i>	62	35	5	6	6	-	8	8	-	17	17	-	15
Odjel za fiziku Sveučilišta u Osijeku <i>Physics Department of University of Osijek</i>	37	24	2	4	4	-	5	5	-	11	11	-	16
Odjel za kemiju Sveučilišta u Osijeku <i>Chemistry Department of University of Osijek</i>	39	20	1	4	4	-	4	4	-	9	9	-	17

akademski naziv i stupanj  
academic degree

profesori visoke škole College professors			predavači Lecturers			lektori Language instructors			umjetnički suradnici Artistic associates			asistenti Assistants			stručni suradnici/ savjetnici/gostujući profesori ili nastavnici Professional associates/advisers/visiting professors or teachers		
ukupno Total	od toga Out of that		ukupno Total	od toga Out of that		ukupno Total	od toga Out of that		ukupno Total	od toga Out of that		ukupno Total	od toga Out of that		ukupno Total	od toga Out of that	
	doktori znanosti Doctors of science	magistri znanosti i magistri/ specijalisti Masters of science and masters/s pecialists		doktori znanosti Doctors of science	magistri znanosti i magistri/ specijalisti Masters of science and masters/s pecialists		doktori znanosti Doctors of science	magistri znanosti i magistri/ specijalisti Masters of science and masters/s pecialists		doktori znanosti Doctors of science	magistri znanosti i magistri/ specijalisti Masters of science and masters/s pecialists		doktori znanosti Doctors of science	magistri znanosti i magistri/ specijalisti Masters of science and masters/sp ecialists		doktori znanosti Doctors of science	magistri znanosti i magistri/ specijalisti Masters of science and masters/spe cialists
1	-	-	26	3	5	-	-	-	-	-	-	25	-	2			
2	5	5	24	4	20	-	-	-	-	-	10	-	1	-	-	-	
3	1	1	1	-	-	-	-	-	-	-	11	1	-	-	-	-	
4	4	4	29	-	18	-	-	-	-	-	-	-	-	-	-	-	
5	-	-	7	-	7	-	-	-	-	-	9	9	8	-	-	-	
6	-	-	-	-	-	-	-	-	-	-	-	-	24	13	9	-	
7	-	-	-	-	-	-	-	-	-	-	7	3	4	6	1	3	
8	-	-	-	-	-	-	-	-	-	-	7	3	4	6	1	3	
9	14	11	256	23	83	28	3	-	-	-	570	87	142	81	3	10	
10	5	5	94	1	35	-	-	-	-	-	42	-	9	14	2	-	
11	3	3	42	3	14	-	-	-	-	-	87	18	36	29	-	5	
12	2	2	47	9	17	25	-	2	-	-	174	27	41	-	-	-	
13	-	-	3	-	2	-	-	-	-	-	28	6	10	-	-	-	
14	-	-	2	1	1	-	-	-	-	-	18	6	9	5	1	2	
15	-	-	3	1	-	-	-	-	-	-	23	3	3	5	-	2	
16	-	-	4	1	-	-	-	-	-	-	13	3	2	-	-	-	
17	-	-	3	-	-	-	-	-	-	-	16	3	1	3	-	-	

**4.6. NASTAVNICI I SURADNICI U NASTAVI PREMA SKUPINAMA, NAZIVU I MJESTU VISOKOG UČILIŠTA, ZVANJU I AKADEMSKOM NAZIVU I STUPNJU/ U AKADEMSKOJ GODINI 2009./2010.**

ACADEMIC STAFF, BY GROUPS, NAME AND LOCATION OF INSTITUTIONS OF HIGHER EDUCATION, BY UNIVERSITY TITLES AND ACADEMIC DEGREE/TITLE, 2009/2010 ACADEMIC YEAR

(nastavak)  
(continued)

	Nastavnici i suradnici u nastavi <sup>1)</sup> Academic staff*			Zvanja i University titles and									
				redoviti profesori Full professors			izvanredni profesori Associate professors			docenti Assistant professors			
	ukupno Total	od toga Out of that		ukupno Total	od toga Out of that		ukupno Total	od toga Out of that		ukupno Total	od toga Out of that		
		doktori znanosti Doctors of science	magistri znanosti i magistri/specijalisti Masters of science and masters/specialists		doktori znanosti Doctors of science	magistri znanosti i magistri/specijalisti Masters of science and masters/specialists		doktori znanosti Doctors of science	magistri znanosti i magistri/specijalisti Masters of science and masters/specialists		doktori znanosti Doctors of science	magistri znanosti i magistri/specijalisti Masters of science and masters/specialists	
Odjel za matematiku Sveučilišta u Osijeku <i>Department for Mathematics, University of Osijek</i>	51	29	3	9	9	-	7	7	-	9	9	-	1
Odjel za biotehnologiju Sveučilišta u Rijeci <i>Department of Biotechnology, University of Rijeka</i>	40	31	-	4	4	-	2	2	-	18	18	40	2
Odjel za informatiku Sveučilišta u Rijeci <i>Informatics Department of the University of Rijeka</i>	31	14	2	8	8	-	2	2	-	3	3	-	3
Odjel za fiziku Sveučilišta u Rijeci <i>Physics Department of the University of Rijeka</i>	19	9	4	4	4	-	3	3	-	2	2	-	4
Odjel za matematiku Sveučilišta u Rijeci <i>Mathematics Department of the University of Rijeka</i>	25	7	3	2	2	-	1	1	-	2	2	-	5
Odjeli Sveučilišta Jurja Dobrile u Puli <i>Departments of "Juraj Dobrila", University in Pula</i>	269	109	44	29	27	2	43	41	2	28	24	4	6
<b>Fakulteti Faculties</b>	<b>10 433</b>	<b>5 567</b>	<b>1 385</b>	<b>1 816</b>	<b>1 790</b>	<b>4</b>	<b>1 365</b>	<b>1 340</b>	<b>4</b>	<b>1 581</b>	<b>1 553</b>	<b>11</b>	<b>7</b>
Prirodoslovno-matematički fakultet, Split <i>Faculty of Science, Split</i>	135	90	12	17	17	-	21	21	-	20	20	-	8
Prirodoslovno-matematički fakultet – Matematički odjel, Zagreb <i>Faculty of Science – Department of Mathematics</i>	111	77	14	29	29	-	12	12	-	24	24	-	9
Prirodoslovno-matematički fakultet – Prirodoslovni odjeli, Zagreb <i>Faculty of Science Zagreb</i>	456	275	17	71	71	-	58	58	-	86	86	-	10
Arhitektonski fakultet, Zagreb <i>Faculty of Architecture, Zagreb</i>	153	41	17	19	14	-	21	13	1	17	10	2	11
Arhitektonski fakultet, Zagreb – Studij dizajna <i>Faculty of Architecture, Zagreb – Study of Design</i>	57	22	9	12	11	-	15	5	1	10	3	2	12
Građevinski fakultet, Osijek <i>Faculty of Civil Engineering, Osijek</i>	68	33	12	9	9	-	12	12	-	10	10	-	13
Građevinski fakultet, Rijeka <i>Faculty of Civil Engineering, Rijeka</i>	85	30	14	13	13	-	10	10	-	3	3	-	14
Građevinski fakultet, Zagreb <i>Faculty of Civil Engineering, Zagreb</i>	155	75	13	33	33	-	22	22	-	13	13	-	15
Građevinsko-arhitektonski fakultet, Split <i>Faculty of Civil Engineering and Architecture, Split</i>	88	41	14	19	18	1	11	8	1	14	12	-	16
Geodetski fakultet, Zagreb <i>Faculty of Geodesy, Zagreb</i>	75	37	10	15	15	-	11	11	-	5	5	-	17
Geotehnički fakultet, Varaždin <i>Faculty of Geotechnical Engineering, Varaždin</i>	55	36	7	15	15	-	5	5	-	15	15	-	18
Grafički fakultet, Zagreb <i>Faculty of Graphic Arts, Zagreb</i>	70	36	8	9	9	-	10	9	1	11	11	-	19

akademski naziv u stupanj  
academic degree

profesori visoke škole College professors			predavači Lecturers			lektori Language instructors			umjetnički suradnici Artistic associates			asistenti Assistants			stručni suradnici/ savjetnici/gostujući profesori ili nastavnici Professional associates/advisers/visiting professors or teachers		
ukupno Total	od toga Out of that		ukupno Total	od toga Out of that		ukupno Total	od toga Out of that		ukupno Total	od toga Out of that		ukupno Total	od toga Out of that		ukupno Total	od toga Out of that	
	doktori znanosti Doctors of science	magistri i magistri/ specijalisti Masters of science and masters/s pecialists		doktori znanosti Doctors of science	magistri znanosti i magistri/ specijalisti Masters of science and masters/s pecialists		doktori znanosti Doctors of science	magistri znanosti i magistri/ specijalisti Masters of science and masters/s pecialists		doktori znanosti Doctors of science	magistri znanosti i magistri/ specijalisti Masters of science and masters/s pecialists		doktori znanosti Doctors of science	magistri znanosti i magistri/ specijalisti Masters of science and masters/s pecialists		doktori znanosti Doctors of science	magistri znanosti i magistri/ specijalisti Masters of science and masters/s pecialists
1	-	-	4	2	-	-	-	-	-	-	22	2	3	-	-	-	
2	-	-	3	3	-	-	-	-	-	-	13	4	-	-	-	-	
3	-	-	4	-	-	-	-	-	-	-	11	1	2	3	-	-	
4	-	-	2	-	1	-	-	-	-	-	7	-	2	1	-	1	
5	-	-	1	-	-	-	-	-	-	-	19	2	3	-	-	-	
6	4	3	44	2	13	3	-	1	-	-	97	12	21	21	-	-	
7	35	16	864	123	357	94	8	25	7	-	3824	651	808	847	86	161	
8	-	-	12	6	6	-	-	-	-	-	64	26	6	1	-	-	
9	1	1	9	7	2	-	-	-	-	-	33	3	11	3	1	1	
10	-	-	11	5	2	-	-	-	-	-	197	48	11	33	7	4	
11	-	-	53	1	11	-	-	-	-	-	42	3	2	1	-	1	
12	-	-	11	2	6	-	-	-	-	-	8	1	-	1	-	-	
13	-	-	15	-	9	-	-	-	-	-	22	2	3	-	-	-	
14	1	1	21	2	12	-	-	-	-	-	35	2	1	2	-	-	
15	-	-	11	2	3	-	-	-	-	-	72	5	9	4	-	1	
16	-	-	6	-	5	-	-	-	-	-	38	3	7	-	-	-	
17	-	-	4	-	4	-	-	-	-	-	35	6	6	5	-	-	
18	-	-	5	-	3	-	-	-	-	-	5	1	3	10	-	1	
19	-	-	6	1	2	-	-	-	-	-	33	6	5	1	-	-	

**4.6. NASTAVNICI I SURADNICI U NASTAVI PREMA SKUPINAMA, NAZIVU I MJESTU VISOKOG UČILIŠTA, ZVANJU I AKADEMSKOM NAZIVU I STUPNJU U AKADEMSKOJ GODINI 2009./2010.**

ACADEMIC STAFF, BY GROUPS, NAME AND LOCATION OF INSTITUTIONS OF HIGHER EDUCATION, BY UNIVERSITY TITLES AND ACADEMIC DEGREE/TITLE, 2009/2010 ACADEMIC YEAR

(nastavak)  
(continued)

	Zvanja i University titles and												
	Nastavnici i suradnici u nastavi <sup>1)</sup> Academic staff*			redoviti profesori Full professors			izvanredni profesori Associate professors			docenti Assistant professors			
	ukupno Total	od toga Out of that		ukupno Total	od toga Out of that		ukupno Total	od toga Out of that		ukupno Total	od toga Out of that		
		doktori znanosti Doctors of science	magistri znanosti i magistri/ specijalisti Masters of science and masters/spe cialists		doktori znanosti Doctors of science	magistri znanosti i magistri/ specijalisti Masters of science and masters/spe cialists		doktori znanosti Doctors of science	magistri znanosti i magistri/ specijalisti Masters of science and masters/spe cialists		doktori znanosti Doctors of science	magistri znanosti i magistri/ specijalisti Masters of science and masters/spe cialists	
Strojarski fakultet, Slavonski Brod Faculty of Mechanical Engineering, Slavonski Brod	54	31	6	12	12	-	8	8	-	8	8	-	1
Fakultet strojarstva i brodogradnje, Zagreb Faculty of Mechanical Engineering and Naval Architecture, Zagreb	333	166	28	54	54	-	46	46	-	43	43	-	2
Tehnički fakultet, Rijeka Faculty of Engineering, Rijeka	211	86	28	30	30	-	24	24	-	27	27	-	3
Fakultet elektrotehnike, strojarstva i brodogradnje, Split Faculty of Electrical Engineering and Computing, Zagreb	153	83	21	34	34	-	16	16	-	23	23	-	4
Elektrotehnički fakultet, Osijek, i studiji Faculty of Electrical Engineering, Osijek	127	41	19	11	11	-	8	8	-	15	15	-	5
Fakultet elektrotehnike i računarstva, Zagreb Faculty of Electrical Engineering and Computing, Zagreb	376	201	59	64	64	-	46	46	-	53	53	-	6
Fakultet prometnih znanosti, Zagreb Faculty of Transport and Traffic Engineering, Zagreb	200	69	33	29	29	-	17	17	-	17	17	-	7
Pomorski fakultet, Rijeka Faculty of Maritime Studies, Rijeka	93	51	21	22	22	-	10	10	-	15	15	-	8
Pomorski fakultet, Split Faculty of Maritime Studies, Split	87	30	19	9	9	-	7	7	-	12	12	-	9
Rudarsko-geološko-naftni fakultet, Zagreb Faculty of Mining, Geology and Petroleum Engineering, Zagreb	110	68	3	30	28	-	14	14	-	19	19	-	10
Metalurški fakultet, Sisak Faculty of Metallurgy, Sisak	28	20	7	9	9	-	5	5	-	5	5	-	11
Fakultet kemijskog inženjerstva i tehnologije, Zagreb Faculty of Chemical Engineering and Technology, Zagreb	148	92	8	27	27	-	17	17	-	26	26	-	12
Kemijsko-tehnološki fakultet, Split Faculty of Chemistry and Technology, Split	69	41	3	13	13	-	6	6	-	18	18	-	13
Tekstilno-tehnološki fakultet, Zagreb Faculty of Textile Technology, Zagreb	124	56	8	24	19	-	13	12	-	16	15	-	14
Tekstilno-tehnološki fakultet, Zagreb – Studijska jedinica Varaždin Faculty of Textile Technology, Zagreb – Department in Varaždin	28	8	7	4	4	-	1	1	-	2	2	-	15
Medicinski fakultet, Osijek Faculty of Medicine, Osijek	228	120	26	25	25	-	39	39	-	44	44	-	16
Medicinski fakultet, Rijeka Faculty of Medicine, Rijeka	524	255	167	64	64	-	76	76	-	75	75	-	17
Medicinski fakultet, Split Faculty of Medicine, Split	602	205	84	32	32	-	42	42	-	51	51	-	18
Medicinski fakultet, Zagreb Faculty of Medicine, Zagreb	363	337	20	101	101	-	92	92	-	104	104	-	19
Stomatološki fakultet, Zagreb Faculty of Dental Medicine, Zagreb	211	164	45	50	50	-	51	51	-	45	45	-	20
Farmaceutsko-biokemijski fakultet, Zagreb Faculty of Pharmacy and Biochemistry, Zagreb	112	86	2	27	27	-	20	20	-	28	28	-	21

akademski naziv i stupanj  
academic degree

profesori visoke škole College professors				predavači Lecturers			lektori Language instructors			umjetnički suradnici Artistic associates			asistenti Assistants			stručni suradnici/ savjetnici/gostujući profesori ili nastavnici Professional associates/advisers/visiting professors or teachers		
ukupno Total	od toga Out of that			ukupno Total	od toga Out of that		ukupno Total	od toga Out of that		ukupno Total	od toga Out of that		ukupno Total	od toga Out of that		ukupno Total	od toga Out of that	
	doktori znanosti Doctors of science	magistri i specijalisti Masters of science and masters/s pecialists			doktori znanosti Doctors of science	magistri znanosti i magistri/ specijalisti Masters of science and masters/s pecialists			doktori znanosti Doctors of science		magistri znanosti i magistri/ specijalisti Masters of science and masters/s pecialists			doktori znanosti Doctors of science	magistri znanosti i magistri/ specijalisti Masters of science and masters/s pecialists			doktori znanosti Doctors of science
1	-	-	-	4	-	3	-	-	-	-	-	-	19	3	2	3	-	1
2	-	-	-	22	1	12	-	-	-	-	-	-	157	21	13	11	1	3
3	2	1	1	24	1	10	-	-	-	-	-	-	102	2	17	2	1	-
4	-	-	-	12	-	9	-	-	-	-	-	-	68	10	12	-	-	-
5	1	1	-	27	4	10	-	-	-	-	-	-	58	2	7	7	-	2
6	1	-	-	2	-	2	-	-	-	-	-	-	204	37	56	6	1	1
7	2	-	1	27	2	12	-	-	-	-	-	-	61	3	17	47	1	3
8	6	2	3	17	2	4	-	-	-	-	-	-	21	-	13	2	-	1
9	2	-	2	25	2	13	-	-	-	-	-	-	32	-	4	-	-	-
10	-	-	-	3	-	2	-	-	-	-	-	-	41	6	1	3	1	-
11	-	-	-	3	-	2	-	-	-	-	-	-	5	1	4	1	-	1
12	-	-	-	5	2	2	-	-	-	-	-	-	69	20	4	4	-	2
13	1	1	-	3	-	2	-	-	-	-	-	-	25	3	-	3	-	1
14	2	2	-	9	-	5	-	-	-	-	-	-	46	8	2	14	-	1
15	-	-	-	9	-	7	-	-	-	-	-	-	3	1	-	9	-	-
16	-	-	-	11	-	4	-	-	-	-	-	-	106	12	22	3	-	-
17	-	-	-	48	2	41	-	-	-	-	-	-	259	37	125	2	1	1
18	-	-	-	14	-	5	-	-	-	-	-	-	196	29	49	267	51	30
19	-	-	-	3	-	1	-	-	-	-	-	-	58	40	18	5	-	1
20	-	-	-	3	-	1	-	-	-	-	-	-	59	15	44	3	3	-
21	-	-	-	2	-	1	-	-	-	-	-	-	35	11	1	-	-	-

**4.6. NASTAVNICI I SURADNICI U NASTAVI PREMA SKUPINAMA, NAZIVU I MJESTU VISOKOG UČILIŠTA, ZVANJU I AKADEMSKOM NAZIVU I STUPNJU U AKADEMSKOJ GODINI 2009./2010.**

ACADEMIC STAFF, BY GROUPS, NAME AND LOCATION OF INSTITUTIONS OF HIGHER EDUCATION, BY UNIVERSITY TITLES AND ACADEMIC DEGREE/TITLE, 2009/2010 ACADEMIC YEAR

(nastavak)  
(continued)

	Zvanja i University titles and												
	Nastavnici i suradnici u nastavi <sup>1)</sup> Academic staff*			redoviti profesori Full professors			izvanredni profesori Associate professors			docenti Assistant professors			
	ukupno Total	od toga Out of that		ukupno Total	od toga Out of that		ukupno Total	od toga Out of that		ukupno Total	od toga Out of that		
		doktori znanosti Doctors of science	magistri znanosti i magistri/ specijalisti Masters of science and masters/spe cialists		doktori znanosti Doctors of science	magistri znanosti i magistri/ specijalisti Masters of science and masters/spe cialists		doktori znanosti Doctors of science	magistri znanosti i magistri/ specijalisti Masters of science and masters/spe cialists		doktori znanosti Doctors of science	magistri znanosti i magistri/ specijalisti Masters of science and masters/spe cialists	
Veterinarski fakultet, Zagreb <i>Faculty of Veterinary Medicine, Zagreb</i>	181	128	1	50	50	-	24	24	-	29	29	-	1
Prehrambeno-tehnološki fakultet, Osijek <i>Faculty of Food Technology and Biotechnology, Osijek</i>	85	51	3	15	15	-	10	10	-	16	16	-	2
Prehrambeno-biotehnološki fakultet, Zagreb <i>Faculty of Food Technology and Biotechnology, Zagreb</i>	125	101	2	34	34	-	13	13	-	46	46	-	3
Poljoprivredni fakultet, Osijek, i studij <i>Faculty of Agriculture, Osijek and department</i>	169	93	24	48	48	-	18	18	-	23	23	-	4
Agronomski fakultet, Zagreb <i>Faculty of Agriculture, Zagreb</i>	253	180	18	64	64	-	46	46	-	53	53	-	5
Šumarski fakultet, Zagreb i studij <i>Faculty of Forestry, Zagreb and Department</i>	129	105	2	29	29	-	27	27	-	24	24	-	6
Ekonomski fakultet, Osijek, i studij <i>Faculty of Economics, Osijek and Department</i>	66	39	17	22	22	-	11	11	-	3	3	-	7
Ekonomski fakultet, Rijeka <i>Faculty of Economics, Rijeka</i>	80	47	13	28	28	-	3	3	-	11	11	-	8
Ekonomski fakultet, Split <i>Faculty of Economics, Split</i>	134	63	36	24	24	-	19	19	-	10	10	-	9
Ekonomski fakultet, Zagreb <i>Faculty of Economics, Zagreb</i>	255	121	52	64	64	-	21	21	-	31	31	-	10
Fakultet za menadžment u turizmu i ugostiteljstvu, Opatija <i>Faculty of Tourism and Hospitality Management, Opatija</i>	66	43	10	17	17	-	11	11	-	9	9	-	11
Fakultet organizacije i informatike, Varaždin <i>Faculty of Organisation and Informatics, Varaždin</i>	88	39	7	10	10	-	12	12	-	11	11	-	12
Pravni fakultet, Osijek <i>Faculty of Law, Osijek</i>	64	32	8	5	5	-	7	7	-	11	11	-	13
Pravni fakultet, Rijeka <i>Faculty of Law, Rijeka</i>	55	32	9	12	12	-	8	8	-	8	8	-	14
Pravni fakultet, Split <i>Faculty of Law, Split</i>	57	32	13	16	16	-	5	5	-	8	8	-	15
Pravni fakultet, Zagreb <i>Faculty of Law, Zagreb</i>	209	95	21	29	29	-	29	29	-	18	18	-	16
Fakultet političkih znanosti, Zagreb <i>Faculty of Political Sciences, Zagreb</i>	98	49	15	16	16	-	13	13	-	14	14	-	17
Filozofski fakultet, Osijek <i>Faculty of Philosophy, Osijek</i>	262	143	14	35	35	-	36	36	-	39	39	-	18
Filozofski fakultet, Rijeka <i>Faculty of Philosophy, Rijeka</i>	267	143	37	47	47	-	36	36	-	38	38	-	19
Filozofski fakultet, Split <i>Faculty of Philosophy, Split</i>	215	120	39	46	40	-	31	31	-	35	35	-	20
Filozofski fakultet, Zagreb <i>Faculty of Humanities and Social Sciences, Zagreb</i>	763	308	119	107	107	-	57	57	-	81	81	-	21
Učiteljski fakultet, Čakovec <i>Faculty of Teacher Education, Čakovec</i>	48	10	10	2	1	1	2	1	-	6	4	1	22

akademski naziv i stupanj  
academic degree

profesori visoke škole College professors			predavači Lecturers			lektori Language instructors			umjetnički suradnici Artistic associates			asistenti Assistants			stručni suradnici/ savjetnici/gostujući profesori ili nastavnici Professional associates/advisers/visiting professors or teachers		
ukupno Total	od toga Out of that		ukupno Total	od toga Out of that		ukupno Total	od toga Out of that		ukupno Total	od toga Out of that		ukupno Total	od toga Out of that		ukupno Total	od toga Out of that	
	doktori znanosti Doctors of science	magistri i magistri/ specijalisti Masters of science and masters/s pecialists		doktori znanosti Doctors of science	magistri znanosti/ i magistri/ specijalisti Masters of science and masters/s pecialists		doktori znanosti Doctors of science	magistri znanosti/ i magistri/ specijalisti Masters of science and masters/s pecialists		doktori znanosti Doctors of science	magistri znanosti/ i magistri/ specijalisti Masters of science and masters/s pecialists		doktori znanosti Doctors of science	magistri znanosti/ i magistri/ specijalisti Masters of science and masters/s pecialists		doktori znanosti Doctors of science	magistri znanosti/ i magistri/ specijalisti Masters of science and masters/s pecialists
1	-	-	3	-	-	-	-	-	-	-	72	24	1	3	1	-	
2	1	1	6	2	1	-	-	-	-	-	31	7	1	6	-	1	
3	-	-	4	-	-	-	-	-	-	-	25	8	1	3	-	1	
4	1	1	15	0	9	-	-	-	-	-	54	3	14	10	-	1	
5	-	-	5	2	2	-	-	-	-	-	59	13	14	26	2	2	
6	-	-	7	-	-	-	-	-	-	-	34	25	2	8	-	-	
7	1	1	5	-	5	-	-	-	-	-	24	2	12	-	-	-	
8	-	-	4	2	2	-	-	-	-	-	34	3	11	-	-	-	
9	-	-	20	3	9	-	-	-	-	-	59	7	27	2	-	-	
10	-	-	15	-	2	-	-	-	-	-	122	4	49	2	1	1	
11	-	-	6	2	2	-	-	-	-	-	22	4	8	1	-	-	
12	1	-	5	-	1	-	-	-	-	-	49	6	5	-	-	-	
13	-	-	6	2	1	-	-	-	-	-	34	7	6	1	-	1	
14	-	-	1	-	1	-	-	-	-	-	26	4	8	-	-	-	
15	-	-	6	-	2	-	-	-	-	-	22	3	11	-	-	-	
16	-	-	11	6	2	-	-	-	-	-	87	13	19	35	-	-	
17	-	-	9	-	4	-	-	-	-	-	1	-	1	45	6	10	
18	-	-	24	18	1	6	-	1	-	-	119	15	12	3	-	-	
19	-	-	24	6	8	9	-	2	-	-	109	15	26	4	1	1	
20	-	-	33	6	21	11	-	-	-	-	46	8	14	13	-	4	
21	-	-	18	2	6	66	7	22	-	-	260	53	17	174	1	74	
22	-	-	24	3	7	-	-	-	-	-	9	1	1	5	-	-	

**4.6. NASTAVNICI I SURADNICI U NASTAVI PREMA SKUPINAMA, NAZIVU I MJESTU VISOKOG UČILIŠTA, ZVANJU I AKADEMSKOM NAZIVU I STUPNJU U AKADEMSKOJ GODINI 2009./2010.**

ACADEMIC STAFF, BY GROUPS, NAME AND LOCATION OF INSTITUTIONS OF HIGHER EDUCATION, BY UNIVERSITY TITLES AND ACADEMIC DEGREE/TITLE, 2009/2010 ACADEMIC YEAR

(nastavak)  
(continued)

	Zvanja i University titles and												
	Nastavnici i suradnici u nastavi <sup>1)</sup> Academic staff*			redoviti profesori Full professors			izvanredni profesori Associate professors			docenti Assistant professors			
	ukupno Total	doktori znanosti Doctors of science	magistri znanosti i magistri/ specijalisti Masters of science and masters/spe cialists	ukupno Total	doktori znanosti Doctors of science	magistri znanosti i magistri/ specijalisti Masters of science and masters/spe cialists	ukupno Total	doktori znanosti Doctors of science	magistri znanosti i magistri/ specijalisti Masters of science and masters/spe cialists	ukupno Total	doktori znanosti Doctors of science	magistri znanosti i magistri/ specijalisti Masters of science and masters/spe cialists	
Učiteljski fakultet, Osijek i studij Faculty of Teacher Education, Osijek and department	100	40	17	9	9	-	11	11	-	17	15	1	1
Učiteljski fakultet, Petrinja Faculty of Teacher Education, Petrinja	37	7	8	-	-	-	1	1	-	5	4	-	2
Učiteljski fakultet, Rijeka Faculty of Teacher Education, Rijeka	62	29	14	12	12	-	4	4	-	6	6	-	3
Učiteljski fakultet Rijeka, Studij Gospić Faculty of Teacher Education, Rijeka - Department Gospić	34	11	10	3	2	-	3	3	-	4	3	1	4
Učiteljski fakultet, Zagreb Faculty of Teacher Education, Zagreb	117	43	21	13	11	-	9	8	-	17	15	1	5
Hrvatski studiji, Zagreb Croatian Studies, Zagreb	194	120	1	34	34	-	34	34	-	29	29	-	6
Edukacijsko-rehabilitacijski fakultet, Zagreb Faculty of Special Education and Rehabilitation, Zagreb	113	78	8	20	20	-	26	26	-	21	21	-	7
Kineziološki fakultet, Split Faculty of Kinesiology, Split	85	38	10	9	9	-	16	16	-	13	13	-	8
Kineziološki fakultet, Zagreb Faculty of Kinesiology, Zagreb	56	44	7	16	16	-	9	9	-	14	14	-	9
Katolički bogoslovni fakultet, Đakovo Catholic Theological Faculty, Đakovo	33	17	14	1	1	-	4	4	-	8	8	-	10
Katolički bogoslovni fakultet, Zagreb Catholic Theological Faculty, Zagreb	102	65	14	16	15	1	20	20	-	22	21	1	11
Katolički bogoslovni fakultet – Teologija u Rijeci Catholic Theological Faculty, Zagreb – Theology in Rijeka	30	18	10	4	4	-	4	4	-	5	5	-	12
Katolički bogoslovni fakultet, Split Catholic Theological Faculty, Split	42	34	5	8	8	-	9	9	-	10	10	-	13
Filozofski fakultet Družbe Isusove, Zagreb Faculty of Philosophy of the Society of Jesus, Zagreb	50	41	7	18	18	-	9	9	-	8	8	-	14
Teološki fakultet, Maruševac – adventistički Faculty of Theology, Maruševac – Adventist	20	5	8	1	-	1	1	1	-	4	2	2	15
Umjetničke akademije Art academies	788	154	84	123	36	15	119	44	10	186	67	17	16
Muzička akademija, Zagreb Academy of Music, Zagreb	142	11	27	30	5	6	32	5	3	32	1	6	17
Akademija likovnih umjetnosti, Zagreb Academy of Fine Arts, Zagreb	141	28	22	29	10	6	16	6	2	35	10	7	18
Umjetnička akademija, Osijek Arts Academy, Osijek	110	5	4	11	-	-	11	4	-	17	1	-	19
Umjetnička akademija, Split Arts Academy, Split	174	86	13	13	13	-	21	21	-	49	48	1	20
Akademija dramske umjetnosti, Zagreb Academy of Dramatic Arts, Zagreb	142	16	5	30	7	-	31	5	3	35	3	1	21
Akademija primijenjenih umjetnosti, Rijeka Academy of Applied Arts, Rijeka	79	8	13	10	1	3	8	3	2	18	4	2	22

akademski naziv i stupanj  
academic degree

profesori visoke škole College professors				predavači Lecturers			lektori Language instructors			umjetnički suradnici Artistic associates			asistenti Assistants			stručni suradnici/ savjetnici/gostujući profesori ili nastavnici Professional associates/advisers/visiting professors or teachers		
ukupno Total	od toga Out of that			ukupno Total	od toga Out of that		ukupno Total	od toga Out of that		ukupno Total	od toga Out of that		ukupno Total	od toga Out of that		ukupno Total	od toga Out of that	
	doktori znanosti Doctors of science	magistri i specijalisti Masters of science and masters/s pecialists			doktori znanosti Doctors of science	magistri znanosti i magistri/ specijalisti Masters of science and masters/s pecialists			doktori znanosti Doctors of science		magistri znanosti i magistri/ specijalisti Masters of science and masters/s pecialists			doktori znanosti Doctors of science	magistri znanosti i magistri/ specijalisti Masters of science and masters/s pecialists			doktori znanosti Doctors of science
1	1	-	1	13	1	5	1	-	-	-	-	-	48	4	10	-	-	-
2	-	-	-	21	2	5	-	-	-	-	-	-	6	-	2	4	-	1
3	1	-	1	18	3	7	-	-	-	-	-	-	17	4	6	4	-	-
4	3	1	2	9	-	6	-	-	-	-	-	-	5	1	-	7	1	1
5	7	4	2	48	3	12	1	1	-	-	-	-	12	1	4	10	-	2
6	-	-	-	11	10	-	-	-	-	-	-	-	83	12	1	3	1	-
7	-	-	-	8	3	2	-	-	-	-	-	-	34	8	6	4	-	-
8	-	-	-	14	-	6	-	-	-	-	-	-	27	-	4	6	-	-
9	-	-	-	3	-	2	-	-	-	-	-	-	13	5	4	1	-	1
10	-	-	-	4	-	4	-	-	-	-	-	-	15	4	10	1	-	-
11	-	-	-	11	-	1	-	-	-	5	-	-	28	9	11	-	-	-
12	-	-	-	7	1	4	-	-	-	-	-	-	10	4	6	-	-	-
13	-	-	-	5	2	3	-	-	-	-	-	-	9	5	2	1	-	-
14	-	-	-	-	-	-	-	-	-	-	-	-	5	2	3	10	4	4
15	-	-	-	4	2	1	-	-	-	2	-	-	6	-	4	2	-	-
16	1	-	-	96	3	20	-	-	-	59	-	7	167	4	15	37	-	-
17	-	-	-	23	-	3	-	-	-	17	-	6	8	-	3	-	-	-
18	-	-	-	7	-	2	-	-	-	23	-	-	27	2	5	4	-	-
19	-	-	-	18	-	3	-	-	-	6	-	-	41	-	1	6	-	-
20	-	-	-	38	3	11	-	-	-	3	-	-	26	1	1	24	-	-
21	1	-	-	5	-	-	-	-	-	-	-	-	37	1	1	3	-	-
22	-	-	-	5	-	1	-	-	-	10	-	1	28	-	4	-	-	-

**4.7. NASTAVNICI I SURADNICI U NASTAVI VISOKIH UČILIŠTA PREMA STATUSU USTANOVE, VRSTI RADNOG VREMENA, SPOLU I ZVANJU U  
AKADEMSKOJ GODINI 2009./2010.  
ACADEMIC STAFF, BY STATUS OF INSTITUTIONS OF HIGHER EDUCATION, BY WORKING HOURS, SEX AND UNIVERSITY TITLES,  
2009/2010 ACADEMIC YEAR**

		Ukupno Total	Zvanja University titles								stručni suradnici/ savjetnici/gostujući profesori ili nastavnici Professional associates/advisers/ visiting professors or teachers
			redoviti profesori Full professors	izvanredni profesori Associate professors	docenti Assistant professors	profesori visoke škole College professors	predavači Lecturers	lektori Language instructors	umjetnički suradnici Artistic associates	asistenti Assistants	
<b>Visoka učilišta Institutions of higher education</b>											
Ukupno Total	svoga All	15 863	2 433	1 826	2 186	249	2 435	122	66	5 301	1 245
	muškarci Men	8 945	1 850	1 135	1 215	188	1 330	19	34	2 520	654
	žene Women	6 918	583	691	971	61	1 105	103	32	2 781	591
S punim radnim vremenom Full-time	svoga All	9 210	1 518	1 092	1 438	109	1 056	115	42	3 535	305
	muškarci Men	4 883	1 118	652	771	75	501	19	19	1 596	132
	žene Women	4 327	400	440	667	34	555	96	23	1 939	173
S kraćim od punoga radnog vremena Part-time	svoga All	6 653	915	734	748	140	1 379	7	24	1 766	940
Ukupno Total	muškarci Men	4 062	732	483	444	113	829	-	15	924	522
	žene Women	2 591	183	251	304	27	550	7	9	842	418
U ekvivalentu pune zaposlenosti/angažiranosti In full-time equivalent	svoga All	2 249,5	321,2	259,8	266,1	46,6	456,8	2,3	9,5	625,3	261,3
	muškarci Men	1 365,3	256,2	174,6	157,5	36,9	266,3	-	6,0	328,3	138,9
	žene Women	884,2	65,0	85,2	108,6	9,7	190,5	2,3	3,5	297,0	122,4
<b>Javna Public</b>											
Ukupno Total	svoga All	14 787	2 340	1 778	2 130	183	1 890	122	64	5 209	1 071
	muškarci Men	8 224	1 767	1 102	1 173	135	1 004	19	34	2 457	533
	žene Women	6 563	573	676	957	48	886	103	30	2 752	538
S punim radnim vremenom Full-time	svoga All	8 944	1 510	1 091	1 429	84	878	115	42	3 517	278
	muškarci Men	4 744	1 110	651	765	55	413	19	19	1 590	122
	žene Women	4 200	400	440	664	29	465	96	23	1 927	156
S kraćim od punoga radnog vremena Part-time	svoga All	5 843	830	687	701	99	1 012	7	22	1 692	793
Ukupno Total	muškarci Men	3 480	657	451	408	80	591	-	15	867	411
	žene Women	2 363	173	236	293	19	421	7	7	825	382
U ekvivalentu pune zaposlenosti/angažiranosti In full-time equivalent	svoga All	1 975,6	289,1	245,7	252,8	31,1	321,8	2,3	9,3	605,5	217,4
	muškarci Men	1 167,8	228,8	163,8	147,6	24,5	182,1	-	6,0	311,6	102,8
	žene Women	807,8	60,3	81,9	105,2	6,6	139,7	2,3	3,3	293,9	114,6

**4.7. NASTAVNICI I SURADNICI U NASTAVI VISOKIH UČILIŠTA PREMA STATUSU USTANOVE, VRSTI RADNOG VREMENA, SPOLU I ZVANJU U  
AKADEMSKOJ GODINI 2009./2010.**  
ACADEMIC STAFF, BY STATUS OF INSTITUTIONS OF HIGHER EDUCATION, BY WORKING HOURS, SEX AND UNIVERSITY TITLES,  
2009/2010 ACADEMIC YEAR

(nastavak)  
(continued)

		Ukupno Total	Zvanja University titles								stručni suradnici/ savjetnici/gostujući profesori ili nastavnici Professional associates/advisers/ visiting professors or teachers
			redoviti profesori Full professors	izvanredni profesori Associate professors	docenti Assistant professors	profesori visoke škole College professors	predavači Lecturers	lektori Language instructors	umjetnički suradnici Artistic associates	asistenti Assistants	
<b>Fakulteti Faculties</b>											
Ukupno Total	svega All	10 413	1 815	1 364	1 577	35	860	94	5	3 818	845
	muškarci Men	5 713	1 335	842	837	20	404	16	1	1 863	395
	žene Women	4 700	480	522	740	15	456	78	4	1 955	450
S punim radnim vremenom Full-time	svega All	7 008	1 319	921	1 152	27	438	87	2	2 824	238
	muškarci Men	3 738	949	552	594	15	189	16	-	1 321	102
	žene Women	3 270	370	369	558	12	249	71	2	1 503	136
S kraćim od punoga radnog vremena Part-time ukupno Total	svega All	3 405	496	443	425	8	422	7	3	994	607
	muškarci Men	1 975	386	290	243	5	215	-	1	542	293
	žene Women	1 430	110	153	182	3	207	7	2	452	314
Ekvivalent pune zaposlenosti/angažiranosti In full-time equivalent	svega All	1 191,1	174,1	158,5	155,7	2,7	140	2,3	0,6	384,8	171,8
	muškarci Men	682,6	133,6	106,0	87,1	1,7	65,3	-	0,2	212,3	75,8
	žene Women	508,5	40,5	52,5	68,6	1,0	74,7	2,3	0,4	172,5	96,0
<b>Umjetničke akademije Art academies</b>											
Ukupno Total	svega All	788	123	119	186	1	96	-	59	167	37
	muškarci Men	490	103	76	121	1	48	-	33	88	20
	žene Women	298	20	43	65	-	48	-	26	79	17
S punim radnim vremenom Full-time	svega All	547	91	89	148	1	39	-	40	130	9
	muškarci Men	356	76	59	101	1	24	-	19	68	8
	žene Women	191	15	30	47	-	15	-	21	62	1
S kraćim od punoga radnog vremena Part-time Ukupno Total	svega All	241	32	30	38	-	57	-	19	37	28
	muškarci Men	134	27	17	20	-	24	-	14	20	12
	žene Women	107	5	13	18	-	33	-	5	17	16
U ekvivalentu pune zaposlenosti/angažiranosti In full-time equivalent	svega All	93,7	11,4	14,3	17,4	-	21,3	-	8,7	13,9	6,7
	muškarci Men	53,7	10,2	8,0	9,1	-	10,0	-	5,8	8,1	2,5
	žene Women	40,0	1,2	6,3	8,3	-	11,3	-	2,9	5,8	4,2

**4.7. NASTAVNICI I SURADNICI U NASTAVI VISOKIH UČILIŠTA PREMA STATUSU USTANOVE, VRSTI RADNOG VREMENA, SPOLU I ZVANJU U  
AKADEMSKOJ GODINI 2009./2010.**  
ACADEMIC STAFF, BY STATUS OF INSTITUTIONS OF HIGHER EDUCATION, BY WORKING HOURS, SEX AND UNIVERSITY TITLES,  
2008/2009 ACADEMIC YEAR

(nastavak)  
(continued)

		Ukupno Total	Zvanja University titles								stručni suradnici/ savjetnici/gostujući profesori ili nastavnici Professional associates/advisers/ visiting professors or teachers
			redoviti profesori Full professors	izvanredni profesori Associate professors	docenti Assistant professors	profesori visoke škole College professors	predavači Lecturers	lektori Language instructors	umjetnički suradnici Artistic associates	asistenti Assistants	
<b>Odjeli</b> <i>Departments</i>											
Ukupno Total	svoga All	1 573	230	154	240	14	256	28	-	570	81
	muškarci Men	782	181	87	124	8	121	3	-	212	46
	žene Women	791	49	67	116	6	135	25	-	358	35
S punim radnim vremenom Full-time	svoga All	904	79	69	116	9	140	28	-	442	21
	muškarci Men	381	67	30	62	5	53	3	-	154	7
	žene Women	523	12	39	54	4	87	25	-	288	14
S kraćim od punoga radnog vremena Part-time	svoga All	669	151	85	124	5	116	-	-	128	60
Ukupno Total	muškarci Men	401	114	57	62	3	68	-	-	58	39
	žene Women	268	37	28	62	2	48	-	-	70	21
U ekvivalentu pune zaposlenosti/angažiranosti In full-time equivalent	svoga All	231,2	45,5	30,0	41,3	1,5	38,7	-	-	59,0	15,2
	muškarci Men	132,9	34,6	19,6	22,4	1,0	22,0	-	-	24,2	9,1
	žene Women	98,3	10,9	10,4	18,9	0,5	16,7	-	-	34,8	6,1
<b>Institut</b> <i>Institute</i>											
Ukupno Total	svoga All	22	3	2	4	-	-	-	-	7	6
	muškarci Men	20	3	2	4	-	-	-	-	7	4
	žene Women	2	-	-	-	-	-	-	-	-	2
S punim radnim vremenom Full-time	svoga All	9	3	2	4	-	-	-	-	-	-
	muškarci Men	9	3	2	4	-	-	-	-	-	-
	žene Women	-	-	-	-	-	-	-	-	-	-
S kraćim od punoga radnog vremena Part-time	svoga All	13	-	-	-	-	-	-	-	7	6
Ukupno Total	muškarci Men	11	-	-	-	-	-	-	-	7	4
	žene Women	2	-	-	-	-	-	-	-	-	2
Ekvivalent pune zaposlenosti/angažiranosti In full-time equivalent	svoga All	2,9	-	-	-	-	-	-	-	1,8	1,1
	muškarci Men	2,5	-	-	-	-	-	-	-	1,8	0,7
	žene Women	0,4	-	-	-	-	-	-	-	-	0,4

**4.7. NASTAVNICI I SURADNICI U NASTAVI VISOKIH UČILIŠTA PREMA STATUSU USTANOVE, VRSTI RADNOG VREMENA, SPOLU I ZVANJU U  
AKADEMSKOJ GODINI 2009./2010.**  
ACADEMIC STAFF, BY STATUS OF INSTITUTIONS OF HIGHER EDUCATION, BY WORKING HOURS, SEX AND UNIVERSITY TITLES,  
2009/2010 ACADEMIC YEAR

(nastavak)  
(continued)

		Ukupno Total	Zvanja University titles								stručni suradnici/ savjetnici/gostujući profesori ili nastavnici Professional associates/advisers/ visiting professors or teachers
			redoviti profesori Full professors	izvanredni profesori Associate professors	docenti Assistant professors	profesori visoke škole College professors	predavači Lecturers	lektori Language instructors	umjetnički suradnici Artistic associates	asistenti Assistants	
<b>Veleučilišta Polytechnics</b>											
Ukupno Total	svoga All	1 800	153	128	108	114	571	-	-	632	94
	muškarci Men	1 100	133	85	77	95	362	-	-	283	65
	žene Women	700	20	43	31	19	209	-	-	349	29
S punim radnim vremenom Full-time	svoga All	396	17	10	8	35	205	-	-	117	4
	muškarci Men	214	14	8	4	28	111	-	-	46	3
	žene Women	182	3	2	4	7	94	-	-	71	1
S kraćim od punoga radnog vremena Part-time	svoga All	1 404	136	118	100	79	366	-	-	515	90
Ukupno Total	muškarci Men	886	119	77	73	67	251	-	-	237	62
	žene Women	518	17	41	27	12	115	-	-	278	28
U ekvivalentu pune zaposlenosti/angažiranosti In full-time equivalent	svoga All	427,9	55,3	40,4	34,6	25,6	108,5	-	-	141,3	22,2
	muškarci Men	278,8	48,4	27,9	26,1	21,3	76,5	-	-	64,1	14,5
	žene Women	149,1	6,9	12,5	8,5	4,3	32,0	-	-	77,2	7,7
<b>Visoke škole Schools of professional higher education</b>											
Ukupno Total	svoga All	191	16	11	15	19	107	-	-	15	8
	muškarci Men	119	12	10	10	11	69	-	-	4	3
	žene Women	72	4	1	5	8	38	-	-	11	5
S punim radnim vremenom Full-time	svoga All	80	1	-	1	12	56	-	-	4	6
	muškarci Men	46	1	-	-	-	36	-	-	1	2
	žene Women	34	-	-	1	6	20	-	-	3	4
S kraćim od punoga radnog vremena Part-time	svoga All	111	15	11	14	7	51	-	-	11	2
Ukupno Total	muškarci Men	73	11	10	10	5	33	-	-	3	1
	žene Women	38	4	1	4	2	18	-	-	8	1
U ekvivalentu pune zaposlenosti/angažiranosti In full-time equivalent	svoga All	28,8	2,8	2,5	3,8	1,3	13,3	-	-	4,7	0,4
	muškarci Men	17,3	2,0	2,3	2,9	0,5	8,3	-	-	1,1	0,2
	žene Women	11,5	0,8	0,2	0,9	0,8	5,0	-	-	3,6	0,2
<b>Privatna Private</b>											
Ukupno Total	svoga All	1 076	93	48	56	66	545	-	2	92	174
	muškarci Men	721	83	33	42	53	326	-		63	121
	žene Women	355	10	15	14	13	219	-	2	29	53

**4.7. NASTAVNICI I SURADNICI U NASTAVI VISOKIH UČILIŠTA PREMA STATUSU USTANOVE, VRSTI RADNOG VREMENA, SPOLU I ZVANJU U  
AKADEMSKOJ GODINI 2009./2010.  
ACADEMIC STAFF, BY STATUS OF INSTITUTIONS OF HIGHER EDUCATION, BY WORKING HOURS, SEX AND UNIVERSITY TITLES,  
2009/2010 ACADEMIC YEAR**

(nastavak)  
(continued)

		Ukupno Total	Zvanja University titles								stručni suradnici/ savjetnici/gostujući profesori ili nastavnici Professional associates/advisers/ visiting professors or teachers
			redoviti profesori Full professors	izvanredni profesori Associate professors	docenti Assistant professors	profesori visoke škole College professors	predavači Lecturers	lektori Language instructors	umjetnički suradnici Artistic associates	asistenti Assistants	
S punim radnim vremenom Full-time	svega All	266	8	1	9	25	178	-	-	18	27
	muškarci Men	139	8	1	6	20	88	-	-	6	10
	žene Women	127	-	-	3	5	90	-	-	12	17
S kraćim od punoga radnog vremena Part-time	Ukupno Total	810	85	47	47	41	367	-	2	74	147
	muškarci Men	582	75	32	36	33	238	-	-	57	111
	žene Women	228	10	15	11	8	129	-	2	17	36
Ekvivalent pune zaposlenosti/angažiranosti In full-time equivalent	svega All	273,9	32,1	14,1	13,3	15,5	135,0	-	0,2	19,8	43,9
	muškarci Men	197,5	27,4	10,8	9,9	12,4	84,2	-	-	16,7	36,1
	žene Women	76,4	4,7	3,3	3,4	3,1	50,8	-	0,2	3,1	7,8
Fakultet Faculty	Ukupno Total	20	1	1	4	-	4	-	2	6	2
	muškarci Men	15	1	1	4	-	1	-	-	6	2
	žene Women	5	-	-	-	-	3	-	2	-	-
S punim radnim vremenom Full-time	svega All	3	1	-	2	-	-	-	-	-	-
	muškarci Men	3	1	-	2	-	-	-	-	-	-
	žene Women	-	-	-	-	-	-	-	-	-	-
S kraćim od punoga radnog vremena Part-time	Ukupno Total	17	-	1	2	-	4	-	2	6	2
	muškarci Men	12	-	1	2	-	1	-	-	6	2
	žene Women	5	-	-	-	-	3	-	2	0	0
U ekvivalentu pune zaposlenosti/angažiranosti In full-time equivalent	svega All	3,3	-	0,3	0,8	-	1,3	-	0,2	0,5	0,2
	muškarci Men	2	-	0,3	0,8	-	0,2	-	-	0,5	0,2
	žene Women	1,3	-	-	-	-	1,1	-	0,2	-	-
Veleučilišta Polytechnics	Ukupno Total	223	27	6	7	11	166	-	-	-	6
	muškarci Men	133	19	5	7	10	88	-	-	-	4
	žene Women	90	8	1	-	1	78	-	-	-	2

**4.7. NASTAVNICI I SURADNICI U NASTAVI VISOKIH UČILIŠTA PREMA STATUSU USTANOVE, VRSTI RADNOG VREMENA, SPOLU I ZVANJU U  
AKADEMSKOJ GODINI 2009./2010.**  
ACADEMIC STAFF, BY STATUS OF INSTITUTIONS OF HIGHER EDUCATION, BY WORKING HOURS, SEX AND UNIVERSITY TITLES,  
2009/2010 ACADEMIC YEAR

(nastavak)  
(continued)

		Ukupno Total	Zvanja University titles								stručni suradnici/ savjetnici/gostujući profesori ili nastavnici Professional associates/advisers/ visiting professors or teachers
			redoviti profesori Full professors	izvanredni profesori Associate professors	docenti Assistant professors	profesori visoke škole College professors	predavači Lecturers	lektori Language instructors	umjetnički suradnici Artistic associates	asistenti Assistants	
S punim radnim vremenom Full-time	svoga All	69	-	-	2	3	62	-	-	-	2
	muškarci Men	34	-	-	2	3	28	-	-	-	1
	žene Women	35	-	-	-	-	34	-	-	-	1
S kraćim od punoga radnog vremena Part-time	svoga All	154	27	6	5	8	104	-	-	-	4
	muškarci Men	99	19	5	5	7	60	-	-	-	3
	žene Women	55	8	1	-	1	44	-	-	-	1
U ekvivalentu pune zaposlenosti/angažiranosti In full-time equivalent	svoga All	85,7	13,1	1,7	3,3	6,5	59,0	-	-	-	2,1
	muškarci Men	57,6	9,1	1,5	3,3	5,8	35,9	-	-	-	2,0
	žene Women	28,1	4,0	0,2	-	0,7	23,1	-	-	-	0,1
Visoke škole Schools of professional higher education	svoga All	657	47	34	32	44	322	-	-	53	125
	muškarci Men	451	45	21	21	32	212	-	-	33	87
	žene Women	206	2	13	11	12	110	-	-	20	38
S punim radnim vremenom Full-time	svoga All	150	5	-	4	17	94	-	-	14	16
	muškarci Men	79	5	-	2	12	52	-	-	2	6
	žene Women	71	-	-	2	5	42	-	-	12	10
S kraćim od punoga radnog vremena Part-time	svoga All	507	42	34	28	27	228	-	-	39	109
	muškarci Men	372	40	21	19	20	160	-	-	31	81
	žene Women	135	2	13	9	7	68	-	-	8	28
U ekvivalentu pune zaposlenosti/angažiranosti In full-time equivalent	svoga All	146,1	13,1	11,2	6,6	7,6	68,1	-	-	13,0	26,5
	muškarci Men	105,9	12,4	8,2	3,6	5,2	44,5	-	-	11,2	20,8
	žene Women	40,2	0,7	3,0	3,0	2,4	23,6	-	-	1,8	5,7

**4.8. NASTAVNICI I SURADNICI U NASTAVI VISOKIH UČILIŠTA PREMA SPOLU I DOBNIM SKUPINAMA U AKADEMSKOJ GODINI 2009./2010.**  
ACADEMIC STAFF, BY SEX AND AGE GROUPS, 2009/2010 ACADEMIC YEAR

Ukupno Total			Dobne skupine Age group									
svoga All	muškarci Men	žene Women	manje od 25 Up to 25	25-29	30-34	35-39	40-44	45-49	50-54	55-59	60-64	65 i više 65 and more
15 863	8 945	6 918	299	1 855	2 160	2 186	2 005	1 969	1 713	1 702	1 270	704

# IZDANE PUBLIKACIJE IZ STATISTIKE VIŠEG I VISOKOG OBRAZOVANJA PUBLISHED PUBLICATIONS ON HIGHER EDUCATION

## I. STATISTIČKA IZVJEŠĆA STATISTICAL REPORTS

- \* 32.        Prihodi i rashodi škola I., II. i III. stupnja 1966. godine u SR Hrvatskoj  
*Income and Expenditure of Schools of 1<sup>st</sup>, 2<sup>nd</sup> and 3<sup>rd</sup> Degree in 1966, in SR Croatia*
- \* 67.        Studenti 1969 – 1970.  
*Students 1969 – 1970*
- \* 71.        Razvoj školstva 1959 – 1969.  
*Development of Education 1959 – 1969*
- \*90.        Studenti 1970/71.  
*Students 1970/71*
- \*111.       Studenti iz SR Hrvatske prema općini stalnog boravka  
*Students from SR Croatia by Municipality of Permanent Residence*
- \*120.       Studenti 1971/72.  
*Students 1971/72*
- \*159.       Studenti 1972/73.  
*Students 1972/73*
- \*182.       Studenti 1973/74.  
*Students 1973/74*
- \*213.       Studenti 1974/75.  
*Students 1974/75*
- \*252.       Studenti 1975/76.  
*Students 1975/76*
- \*253.       Studenti iz SR Hrvatske prema općini stalnog boravka  
*Students from SR Croatia by Municipality of Permanent Residence*
- \*291.       Studenti 1976/77.  
*Students 1976/77*
- \*332.       Studenti 1977/78.  
*Students 1977/78*
- \*367.       Studenti 1978/79.  
*Students 1978/79*
- \*405.       Studenti 1979/80.  
*Students 1979/80*
- \*444.       Studenti 1980/81.  
*Students 1980/81*
- \*455.       Studenti iz SR Hrvatske prema općini stalnog boravka (1961/62 – 1981/82)  
*Students from SR Croatia by Municipality of Permanent Residence (1961/62 – 1981/82)*
- \*481.       Studenti 1981/82.  
*Students 1981/82*
- \*519.       Studenti 1982/83.  
*Students 1982/83*
- \*558.       Studenti 1983/84.  
*Students 1983/84*
- \*595.       Studenti 1984/85.  
*Students 1984/85*
- \*630.       Studenti školske godine 1985/86.  
*Students of the School Year 1985/86*
- \*667.       Studenti iz SR Hrvatske prema općini stalnog boravka 1985/86.  
*Students from SR Croatia by Municipality of Permanent Residence 1985/86*
- \*669.       Studenti školske godine 1986/87.  
*Students of the School Year 1986/87*
- \*715.       Visoko školstvo 1987.  
*Higher Education 1987*
- \*716.       Studenti školske godine 1987/88.  
*Students of the School Year 1987/88*
- \*747.       Visoko školstvo 1988.  
*Higher Education 1988*

- \*756. Studenti školske godine 1988/89.  
*Students of the School Year 1988/89*
- \*768. Nastavno osoblje visokoškolskih organizacija 1987/88.  
*Academic Staff in Organisations of Higher Education 1987/88*
- \*790. Visoko školstvo 1989.  
*Higher Education 1989*
- \*798. Studenti školske godine 1989/90.  
*Students in 1989/90 School Year*
- \*828. Visoko školstvo 1990.  
*Higher Education 1990*
- \*834. Studenti školske godine 1990/91.  
*Students of the School Year 1990/91*
- \*866. Visoko školstvo 1991.  
*Higher Education 1991*
- \*871. Studenti školske godine 1991/92.  
*Students of the School Year 1991/92*
- \*914. Visoko školstvo 1992.  
*Higher Education 1992*
- \*920. Studenti školske godine 1992/93.  
*Students of the School Year 1992/93*
- \*947. Visoko školstvo 1993.  
*Higher Education 1993*
- \*952. Studenti školske godine 1993/94.  
*Students of the School Year 1993/94*
- \*974. Visoko školstvo 1994.  
*Higher Education 1994*
- \*985. Studenti školske godine 1994/95.  
*Students of the School Year 1994/95*
- \*1003. Visoko školstvo 1995.  
*Higher Education 1995*
- \*1010. Studenti školske godine 1995/96.  
*Students of the School Year 1995/96*
- \*1036. Visoko školstvo u 1996.  
*Higher Education 1996*
- \*1037. Studenti u školskoj godini 1996/97.  
*Students in 1996/97 School Year*
- \*1062. Visoko obrazovanje u 1997.  
*Higher Education in 1997*
- \*1063. Studenti u školskoj godini 1997/98.  
*Students in 1997/98 School Year*
- \*1085. Visoko obrazovanje u 1998.  
*Higher Education in 1998*
- \*1086. Studenti u školskoj godini 1998/99.  
*Students in 1998/99 School Year*
- \*1111. Visoko obrazovanje u 1999.  
*Higher Education in 1999*
- \*1112. Studenti u školskoj godini 1999/2000.  
*Students in 1999/2000 School Year*
- \*1142. Visoko obrazovanje u 2000.  
*Higher Education in 2000*
- \*1143. Studenti u školskoj godini 2000./2001.  
*Students in 2000/2001 School Year*
- 1172. Visoko obrazovanje u 2001.  
*Higher Education in 2001*
- \*1173. Studenti u školskoj godini 2001./2002.  
*Students in 2001/2002 School Year*
- \*1205. Visoko obrazovanje u 2002.  
*Higher Education in 2002*
- \*1206. Studenti u školskoj godini 2002./2003.  
*Students in 2002/2003 School Year*

- \*1239. Visoko obrazovanje u 2003.  
*Higher Education in 2003*
- 1240. Studenti u školskoj godini 2003./2004.  
*Students in 2003/2004 School Year*
- 1271. Visoko obrazovanje u 2004.  
*Higher Education in 2004*
- \*1272. Studenti u akademskoj godini 2004./2005.  
*Students in 2004/2005 School Year*
- \*1303. Visoko obrazovanje u 2005.  
*Higher Education in 2005*
- 1304. Studenti u akademskoj godini 2005./2006.  
*Students in 2005/2006 School Year*
- 1332. Visoko obrazovanje u 2006.  
*Higher Education in 2006*
- 1333. Studenti u akademskoj godini 2006./2007.  
*Students in 2006/2007 School Year*
- 1360. Visoko obrazovanje u 2007.  
*Higher education in 2007*
- 1361. Studenti u akademskoj godini 2007./2008.  
*Students in 2007/2008 Academic Year*
- 1387. Visoko obrazovanje u 2008.  
*Higher education 2008*
- 1388. Studenti u akademskoj godini 2008./2009.  
*Students in 2008/2009 Academic Year*

## II. STUDIJE I ANALIZE *STUDIES AND ANALYSES*

- \*21. Dr. Zora Steinman  
Razvoj redovnog školovanja u SR Hrvatskoj od šk. god. 1947/48 – 1962/63.  
*Regular Education Development in SR Croatia, School Year 1947/48 – 1962/63*
- \*24. Stojanka Ivković  
Stvarno trajanje studija na školama trećeg stupnja u SR Hrvatskoj 1956 – 1963.  
*Actual Study Duration on Third Level Schools in SR Croatia 1956-1963*
- \*25. Dr. Zora Steinman  
Školovanje školskog i mlađeg radnog kontingenta stanovništva u SR Hrvatskoj  
*School and Younger Working Population Education in SR Croatia 1952-1966*
- \*29. Dr. Zora Steinman – Stojanka Ivković  
Trajanje studija i tokovi školovanja studenata škola trećeg stupnja u SR Hrvatskoj,  
razdoblje 1960 – 1967. god.  
*Study Duration and Education Flows of Third Level Schools Students in SR Croatia 1960-1967*
- \*38. Dr. Zora Steinman  
Metode projekcije završavanja školovanja  
*Education Finishing Projection Methods*

## III. IZVANREDNA IZDANJA *SPECIAL EDITIONS*

Međunarodna standardna klasifikacija obrazovanja ISCED 1997.  
*International Standard Classification of Education, ISCED 1997*

- \* Rasprodano
- \* *Sold out*



