




DRŽAVNI ZAVOD ZA STATISTIKU  
REPUBLIKE HRVATSKE  
CROATIAN BUREAU OF STATISTICS



**1444**

**Visoko obrazovanje u 2010.**

***Higher Education, 2010***

Statistička izvješća  
*Statistical Reports*

ISSN 1331 – 7784

Zagreb, 2011.





DRŽAVNI ZAVOD ZA STATISTIKU  
REPUBLIKE HRVATSKE  
CROATIAN BUREAU OF STATISTICS

# 1444 Visoko obrazovanje u 2010.

*Higher Education, 2010*

Statistička izvješća

*Statistical Reports*

ISSN 1331 – 7784

Zagreb, 2011.

Izdaje i tiska Državni zavod za statistiku Republike Hrvatske, Zagreb, Ilica 3, p. p. 80.  
*Published and printed by the Croatian Bureau of Statistics, Zagreb, Ilica 3, P. O. B. 80*  
Telefon/ Phone: +385 (0) 1 4806-111  
Telefaks/ Fax: +385 (0) 1 4817-666  
Elektronička pošta/ E-mail: ured@dzs.hr  
Internetske stranice/ Web site: <http://www.dzs.hr>

Odgovara ravnatelj dr. sc. Ivan Kovač.  
*Person responsible: Dr. Ivan Kovač, Ph.D., Director General*

Priredile:  
*Prepared by:* Marija Avilov, Željka Zwirn Periš, Marija Pirš

Redaktrice:  
*Sub-editors:* Dubravka Rogić-Hadžalić, Željka Zwirn Periš

Urednica:  
*Editor-in-Chief:* Ljiljana Ostroški

Lektorica za hrvatski jezik:  
*Language Editor for the Croatian Language:* Maja Nemeč

Prevoditeljica i lektorica za engleski jezik:  
*Translator and Language Editor for the English Language:* Gordana Štampar

Tehnička urednica:  
*Technical Editor:* Ankica Bajzek

Statistička izvješća  
*Statistical Reports* ISSN 1332-0297

**MOLIMO KORISNIKE DA PRI KORIŠTENJU PODATAKA NAVEDU IZVOR.**  
*USERS ARE KINDLY REQUESTED TO STATE THE SOURCE*

Tiskano u 130 primjeraka.  
*Printed in 130 copies*

Obavijesti daje Odjel informacija.  
*Information is available at the Information Department.*

Telefon/ Phone: +385 (0) 1 4806-138, 4806-154, 4811-212  
Pretplata publikacija/ *Subscription:* +385 (0) 1 4814-791  
Telefaks/ Fax: +385 (0) 1 4806-148, 4806-199  
Elektronička pošta/ E-mail: [stat.info@dzs.hr](mailto:stat.info@dzs.hr)

## SADRŽAJ CONTENTS

UVOD INTRODUCTION .....	5
KRATICE I ZNAKOVI ABBREVIATIONS AND SYMBOLS .....	6
METODOLOŠKA OBJAŠNJENJA NOTES ON METHODOLOGY .....	7
G-1. Studenti koji su diplomirali na visokim učilištima prema godinama života i spolu u 2010. <i>Graduated students from institutions of higher education, by age and sex, 2010</i> .....	11
G-2. Magistri znanosti, magistri i sveučilišni specijalisti prema godinama života i spolu u 2010. <i>Masters of science, masters and university specialists, by age and sex, 2010</i> .....	12
G-3. Doktori znanosti prema godinama života i spolu u 2010. <i>Doctors of science, by age and sex, 2010</i> .....	13
G-4. Nastavnici i suradnici u nastavi prema zvanju i spolu u akademskoj godini 2010./2011. <i>Academic staff, by university titles and sex, 2010/2011 academic year</i> .....	13
1. STUDENTI KOJI SU DIPLOMIRALI NA STRUČNOM I SVEUČILIŠNOM STUDIJU GRADUATED STUDENTS FROM PROFESSIONAL AND UNIVERSITY STUDY .....	15
1.1. Studenti koji su diplomirali prema nazivu i mjestu visokog učilišta te načinu studiranja od 2006. do 2010. <i>Graduated students, by name and location of institution of higher education and mode of study, 2006 – 2010</i> .....	15
G-5. Studenti koji su diplomirali prema skupinama visokih učilišta i spolu u 2010. <i>Graduated students, by groups of institutions of higher education and sex, 2010</i> .....	20
1.2. Studenti koji su diplomirali prema nazivu i mjestu visokog učilišta te načinu studiranja i spolu u 2010. <i>Graduation of institution of higher education, mode of study and sex, 2010</i> .....	21
1.3. Studenti koji su diplomirali prema sveučilištima, vrstama visokih učilišta, nazivu visokog učilišta te načinu studiranja i spolu u 2010. <i>Graduated students, by universities, types of institutions of higher education, name of institution of higher education, mode of study and sex, 2010</i> .....	26
1.4. Studenti koji su diplomirali prema skupinama visokih učilišta, načinu studiranja, spolu te godinama provedenima na studiju od upisa do diplomiranja u 2010. <i>Graduated students, by groups of institutions of higher education, mode of study, sex and years of studying from enrolment to graduation, 2010</i> .....	33
1.5. Studenti koji su diplomirali prema skupinama visokih učilišta, vrsti studija i spolu u 2010. <i>Graduated students, by groups of institutions of higher education, type of study and sex, 2010</i> .....	35
1.6. Studenti koji su diplomirali prema skupinama visokih učilišta, vrsti studija, načinu studiranja i spolu u 2010. <i>Graduated students, by groups of institutions of higher education, type of study, mode of study and sex, 2010</i> .....	36
1.7. Studenti koji su diplomirali prema županiji i gradu/općini prebivališta, skupinama visokih učilišta te načinu studiranja i spolu u 2010. <i>Graduated students, by county and town/municipality of residence, groups of institutions of higher education, mode of study and sex, 2010</i> .....	38
2. MAGISTRI ZNANOSTI, MAGISTRI I SVEUČILIŠNI SPECIJALISTI MASTERS OF SCIENCE, MASTERS AND UNIVERSITY SPECIALISTS .....	49
2.1. Magistri znanosti, magistri i sveučilišni specijalisti prema znanstvenom i umjetničkom području i polju magistarskog/specijalističkog rada te spolu od 2006. do 2010. <i>Masters of science, masters and university specialists, by scientific and artistic fields of their master's/specialist theses and sex, 2006 – 2010</i> .....	49
2.2. Magistri znanosti, magistri i sveučilišni specijalisti prema nazivu visokog učilišta na kojem su stekli akademski stupanj/naziv i spolu od 2006. do 2010. <i>Masters of science, masters and university specialists, by name of institution of higher education at which they obtained academic degree/title and by sex, 2006 – 2010</i> .....	51
2.3. Magistri znanosti, magistri i sveučilišni specijalisti prema sveučilištu, nazivu i mjestu visokog učilišta na kojem su stekli akademski stupanj/naziv te prema znanstvenom i umjetničkom području magistarskog/specijalističkog rada i spolu u 2010. <i>Masters of science, masters and university specialists, by university, name and place of institution of higher education at which they obtained their degrees/titles, by scientific and artistic filed of their master's/specialist theses and by sex, 2010</i> .....	53
2.4. Magistri znanosti, magistri i sveučilišni specijalisti prema sveučilištu na kojem su stekli akademski stupanj/naziv, državi u kojoj su diplomirali te spolu u 2010. <i>Masters of science, masters and university specialists, by university at which they obtained their academic degrees/titles, by country in which they graduated and by sex, 2010</i> .....	55
2.5. Magistri znanosti, magistri i sveučilišni specijalisti prema znanstvenom i umjetničkom području magistarskog/specijalističkog rada, godinama života i spolu u 2010. <i>Masters of science, masters and university specialists, by scientific and artistic field of their master's/specialist theses, age and sex, 2010</i> .....	55

G-6.	Magistri znanosti, magistri i sveučilišni specijalisti prema znanstvenom i umjetničkom području magistarskog/specijalističkog rada te spolu u 2010. <i>Masters of science, masters and university specialists, by scientific and artistic field of master's/specialist theses and sex, 2010</i> .....	56
2.6.	Magistri znanosti, magistri i sveučilišni specijalisti prema djelatnosti u kojoj obavljaju zanimanje, načinu plaćanja poslijediplomskog studija i spolu u 2010. <i>Masters of science, masters and university specialists, by activity of employment, by way of paying for postgraduate study and by sex, 2010</i> .....	56
2.7.	Magistri znanosti, magistri i sveučilišni specijalisti prema županiji, gradu/općini stalnog prebivališta i spolu u 2010. <i>Masters of science, masters and university specialists, by county, town/municipality of usual residence and by sex, 2010</i> .....	57
3.	<b>DOKTORI ZNANOSTI</b> <b>DOCTORS OF SCIENCE</b> .....	61
3.1.	Doktori znanosti prema znanstvenom području i polju doktorske disertacije te spolu od 2006. do 2010. <i>Doctors of science, by scientific field of their doctor's dissertation and by sex, 2006 – 2010</i> .....	61
3.2.	Doktori znanosti prema nazivu i mjestu visokog učilišta na kojem su stekli akademski stupanj i spolu od 2006. do 2010. <i>Doctors of science, by name and place of institution of higher education at which they obtained doctor's degree and by sex, 2006 – 2010</i> .....	63
3.3.	Doktori znanosti prema sveučilištu, nazivu i mjestu visokog učilišta na kojem su stekli akademski stupanj te znanstvenom području doktorske disertacije i spolu u 2010. <i>Doctors of science, by university, name and place of institution of higher education at which they obtained doctoral degree, by scientific field of doctoral dissertation and by sex, 2010</i> .....	65
3.4.	Doktori znanosti prema sveučilištu, postignutom magisteriju i državi u kojoj su magistrirali te spolu u 2010. <i>Doctors of science, by university, obtained master's degree, country of obtaining master's degree and sex, 2010</i> .....	67
3.5.	Doktori znanosti prema znanstvenom području doktorske disertacije, godinama života i spolu u 2010. <i>Doctors of science, by scientific field of doctoral dissertation, age and sex, 2010</i> .....	67
3.6.	Doktori znanosti prema djelatnosti u kojoj obavljaju zanimanje, načinu plaćanja stjecanja doktorata i spolu u 2010. <i>Doctors of science, by activity of employment, by way of paying for postgraduate doctoral study and sex, 2010</i> .....	68
G-7.	Doktori znanosti prema znanstvenom području doktorske disertacije i spolu u 2010. <i>Doctors of science, by scientific field of doctoral dissertation and by sex, 2010</i> .....	68
3.7.	Doktori znanosti prema županiji, gradu/općini stalnog prebivališta i spolu u 2010. <i>Doctors of science, by county, town/municipality of usual residence and by sex, 2010</i> .....	69
4.	<b>NASTAVNICI I SURADNICI</b> <b>ACADEMIC STAFF</b> .....	71
4.1.	Nastavnici i suradnici u nastavi prema akademskom nazivu i stupnju, spolu i vrsti ugovora u akademskoj godini 2010./2011. <i>Academic staff, by academic title and degree, by sex and type of contract, 2010/2011 academic year</i> .....	71
4.2.	Nastavnici i suradnici u nastavi prema zvanju, vrsti zaposlenosti/angažiranosti i spolu u akademskoj godini 2010./2011. <i>Academic staff, by university titles, type of employment/engagement and sex, 2010/2011 academic year</i> .....	71
G-8.	Nastavnici i suradnici u nastavi prema zvanju, zaposleni na temelju ugovora o radu i angažirani na temelju ugovora o djelu u akademskoj godini 2010./2011. <i>Academic staff, by university titles, working on employment contract and contractual agreement bases, 2010/2011 academic year</i> .....	72
4.3.	Nastavnici i suradnici u nastavi zaposleni na temelju ugovora o radu, vrsti radnog vremena i spolu, prema sveučilištima i vrstama visokih učilišta u akademskoj godini 2010./2011. <i>Academic staff working on employment contract, by type of working hours and sex and by universities and institutions of higher education, 2010/2011 academic year</i> .....	73
4.4.	Nastavnici i suradnici u nastavi angažirani na temelju ugovora o djelu, vrsti angažiranosti i spolu, prema sveučilištima i vrstama visokih učilišta u akademskoj godini 2010./2011. <i>Academic staff working on contractual agreement basis, by type of engagement and sex and by universities and types of institutions of higher education, 2010/2011 academic year</i> .....	74
4.5.	Nastavnici i suradnici u nastavi prema zvanju, akademskom nazivu i stupnju, vrsti radnog vremena i spolu u akademskoj godini 2010./2011. <i>Academic staff, by university titles, academic degree/title, type of working hours and sex, 2010/2011 academic year</i> .....	75
4.6.	Nastavnici i suradnici u nastavi prema skupinama, nazivu i mjestu visokog učilišta, zvanju i akademskom nazivu i stupnju u akademskoj godini 2010./2011. <i>Academic staff, by groups, name and location of institutions of higher education, by university titles and academic degree/title, 2010/2011 academic year</i> .....	76
4.7.	Nastavnici i suradnici u nastavi visokih učilišta prema statusu ustanove, vrsti radnog vremena, spolu i zvanju u akademskoj godini 2010./2011. <i>Academic staff, by status of institution of higher education, working hours, sex and university titles, 2010/2011 academic year</i> .....	83
4.8.	Nastavnici i suradnici u nastavi visokih učilišta prema spolu i dobnim skupinama u akademskoj godini 2010./2011. <i>Academic staff at institutions of higher education, by sex and age groups, 2010/2011 academic year</i> .....	87
	<b>IZDANE PUBLIKACIJE IZ PODRUČJA STATISTIKE VISOKOG OBRAZOVANJA</b> <b>RELEASED PUBLICATIONS ON HIGHER EDUCATION STATISTICS</b> .....	88

## UVOD

Statistička izvješća Državnog zavoda za statistiku publikacije su s opširnim podacima iz različitih područja statističkih istraživanja, a svako sadrži cjelovit pregled podataka jednoga statističkog istraživanja ili više njih.

Serijska publikacija Statistička izvješća nastavak je serije Dokumentacije, koja se do 1965. objavljivala povremeno, i to kao Bilteni, Publikacije i Saopćenja. Od 1965. objavljuje se redovito, a od 1997. nosi sadašnje ime.

Statistička izvješća Visoko obrazovanje redovito se objavljuju svake godine. Podaci iz djelatnosti visokog obrazovanja prikupljaju se od visokih učilišta.

Podaci iz statistike visokog obrazovanja objavljuju se još u Priopćenjima, Statističkim informacijama, Mjesečnome statističkom izvješću i Statističkom ljetopisu.

Statistička izvješća sadrže uvod, metodološka objašnjenja, tablični pregled i grafikone.

Na kraju Statističkih izvješća objavljuje se popis izdanih publikacija iz obrađenog područja.

## INTRODUCTION

*Statistical reports of the Croatian Bureau of Statistics are publications with detailed data from different areas of statistical surveys, where each of them contains complete data of one or several statistical surveys.*

*The series entitled the Statistical Reports is a continuation of the series under the heading Documentations, which was published periodically as Bulletins, Publications and Releases until 1965. Since 1965, it has been published regularly and, since 1997, it has been published under the present heading.*

*The Statistical Reports entitled Higher Education are published regularly every year. Data on higher education activities is collected from institutions of higher education.*

*Data on higher education statistics are also published in the First Release, the Statistical Information, the Monthly Statistical Report and the Statistical Yearbook.*

*Statistical Reports contain introduction, notes on methodology, table survey and graphs.*

*At the end of the Statistical Reports, there is the list of issued publications from a given surveyed area.*

## KRATICE

ak.g.	akademska godina
BiH	Bosna i Hercegovina
ECTS	europski sustav prijenosa bodova
FTE	ekvivalent punoga radnog vremena
NN	Narodne novine
NSKO	Nacionalna standardna klasifikacija obrazovanja (NN, br. 105/01.)
PMF	Prirodoslovno-matematički fakultet
tj.	to jest

## ZNAKOVI

-	nema pojave
---	-------------

## ABBREVIATIONS

<i>ECTS</i>	<i>European Credit Transfer and Accumulation System</i>
<i>FTE</i>	<i>full-time equivalent</i>
<i>ISCED</i>	<i>International Standard Classification of Education</i>
<i>NN</i>	<i>Narodne novine, official gazette of the Republic of Croatia</i>
<i>NSKO</i>	<i>National Standard Classification of Education (NN, No. 105/01).</i>

## SYMBOLS

-	<i>no occurrence</i>
---	----------------------

## METODOLOŠKA OBJAŠNJENJA

### Izvori i metode prikupljanja podataka

Podaci o visokom obrazovanju prikupljaju se od visokih učilišta u Republici Hrvatskoj. Podaci o studentima koji su diplomirali na stručnom i sveučilišnom studiju, magistrima znanosti ili umjetnosti, magistrima, sveučilišnim specijalistima i doktorima znanosti prikupljaju se individualnim upitnicima (Statistički list za studente koji su diplomirali na stručnom i sveučilišnom studiju (obrazac ŠV-50), Statistički list za magistre ili specijaliste (obrazac ŠV-80) te Statistički list za doktore znanosti (obrazac ŠV-70) koje ispunjavaju svi studenti pri diplomiranju/završetku studija, magistri znanosti ili umjetnosti, magistri, sveučilišni specijalisti te doktori znanosti pri stjecanju akademskog naziva ili akademskog stupnja. Podaci se odnose na kalendarsku godinu.

Podaci o nastavnima i suradnicima u nastavi na visokim učilištima prikupljaju se Godišnjim izvještajem o nastavnom osoblju visokih učilišta, na obrascu ŠV-60, koji ispunjavaju visoka učilišta na početku akademske godine. Podaci odgovaraju stanju na dan 31. listopada.

### Obuhvat i usporedivost

Statističkim istraživanjem obuhvaćena su visoka učilišta u Republici Hrvatskoj. Podaci su usporedivi s podacima iz prijašnjih godina. U ovome statističkom izvješću četvrti put su prikazani studenti koji su završili određenu razinu visokog obrazovanja prema bolonjskom procesu. Stoga podaci za studente koji su završili visoko obrazovanje prema bolonjskom procesu nisu usporedivi s podacima iz svih prijašnjih godina.

### Definicije i objašnjenja

**Visoko obrazovanje** provodi se kroz sveučilišne i stručne studije.

**Visoka učilišta** jesu sveučilište te fakultet i umjetnička akademija u njegovu sastavu, veleučilište i visoka škola.

Visoka učilišta mogu biti javna i privatna.

**Sveučilište** je ustanova koja osniva i provodi sveučilišne studije u najmanje dva znanstvena ili umjetnička područja u većem broju polja te interdisciplinarnu studiju kao autonomni i integrirani proces, neposredno ili putem svojih fakulteta, umjetničkih akademija i odjela.

Sastavnice sveučilišta jesu fakulteti, umjetničke akademije, odjeli i instituti te druge sastavnice u skladu sa zakonom.

Sveučilište i njegove sastavnice mogu izvoditi i stručne studije.

**Fakultet** je visoko učilište koje kao sastavnica sveučilišta ustrojava i izvodi sveučilišne studije te razvija znanstveni i stručni rad u jednom ili više znanstvenih i stručnih polja, a može izvoditi i stručne studije.

**Umjetnička akademija** jest visoko učilište koje kao sastavnica sveučilišta ustrojava i izvodi sveučilišne umjetničke studije te razvija vrhunsko stvaralaštvo i znanstvenoistraživačku djelatnost u području umjetnosti, a može izvoditi i stručne studije.

**Sveučilišni odjel** osniva se kao sastavnica sveučilišta koja sudjeluje u izvedbi studijskih programa te razvija znanstveni, umjetnički i stručni rad u jednome znanstvenom polju ili interdisciplinarnome znanstvenom području te sudjeluje u izvedbi studija.

## NOTES ON METHODOLOGY

### Sources and methods of data collection

Data on higher education is collected from institutions of higher education in the Republic of Croatia. Data on students graduated on professional and university study, masters of science or masters of arts, masters, university specialists and doctors of science, are collected through individual questionnaires: the Statistical Sheet for Students Graduated on Professional and University Study (ŠV-50 form), the Statistical Sheet for Masters and Specialists (ŠV-80 form), and the Statistical Sheet for Doctors of Science (ŠV-70 form), which are filled in by students who are about to graduate/complete their study and by masters of science or masters of arts, masters, university specialists and doctors of science who are about to achieve their academic title or academic degree. Data relate to the calendar year.

Data on academic staff in institutions of higher education are collected through questionnaires on academic staff, ŠV-60 form, filled in by institutions of higher education at the beginning of an academic year. Data refer to situation as on October 31.

### Coverage and comparability

The statistical survey covers all institutions of higher education in the Republic of Croatia. Data are comparable with data from previous years. The students who graduated at a certain level of higher education according to the Bologna process were presented for the fourth time in this statistical report. Therefore, data on students who graduated according to the Bologna process are not comparable to data from all previous years.

### Definitions and explanations

**Higher (tertiary) education** is carried out through university and professional studies.

**Institutions of higher education** are university and faculty as well as art academy as its component part, polytechnic and school of higher education.

Institutions of higher education can be public and private.

**University** is an institution of higher education that establishes and conducts university and interdisciplinary studies in at least two areas of scientific or artistic activities in a number of fields as an autonomous and integrated process, indirectly or through its faculties, art academies and departments.

University comprises the following: faculties, art academies, departments and institutes and other units according to law.

Professional studies can also be taught at universities and their units.

**Faculty** is an institution of higher education, a component part of a university, where university studies are organised and conducted and where scientific and professional work in one or more scientific or professional fields are developed. Professional studies can also be conducted there.

**Art academies** is an institution of higher education, a component part of a university, where artistic studies are organised and conducted and where top artistic endeavours and scientific and research activity in the field of art are nourished. Professional studies can also be conducted there.

**University department** is a component part of a university, where university courses are taught and where scientific, artistic or professional work in a particular field of science or an interdisciplinary area is developed.

**Veleučilište i visoka škola** jesu ustanove koje ustrojavaju i izvode stručne studije. Veleučilište je visoka škola koja izvodi barem tri različita studija iz barem tri različita polja i visoke škole ne mogu biti njezine sastavnice.

**Sveučilišni studij** osposobljava studente za obavljanje poslova u znanosti i visokom obrazovanju, poslovnom svijetu, javnom sektoru i društvu općenito te ih osposobljava za razvoj i primjenu znanstvenih i stručnih dostignuća. Sveučilišni studiji ustrojavaju se i izvode na sveučilištu.

Sveučilišno obrazovanje obuhvaća preddiplomski, diplomski i poslijediplomski studij. U skladu s europskim sustavom prijenosa bodova (ECTS), jednom godinom studija u pravilu se stječe 60 ECTS bodova.

Preddiplomski sveučilišni studij po pravilu traje od tri do četiri godine i njime se stječe od 180 do 240 ECTS bodova. Preddiplomski studij završava polaganjem svih ispita te, ovisno o studijskom programu, izradom završnog rada i/ili polaganjem završnog ispita u skladu sa studijskim programom. Osposobljava studente za diplomski studij te im daje mogućnost zapošljavanja na određenim stručnim poslovima. Završetkom preddiplomskoga sveučilišnog studija stječe se naziv sveučilišni prvostupnik/prvostupnica (baccalaureus/baccalaurea) uz naznaku struke. Iznimno, završetkom preddiplomskoga sveučilišnog studija u znanstvenom području tehničkih znanosti, osoba stječe akademski naziv sveučilišni prvostupnik/prvostupnica (baccalaureus/baccalaurea) inženjer/inženjerka uz naznaku struke (Zakon o akademskim i stručnim nazivima i akademskom stupnju (NN, br. 107/07.)).

Diplomski sveučilišni studij traje po pravilu od jedne do dvije godine. Njime se stječe od 60 do 120 ECTS bodova te ukupan broj bodova koji se stječu na preddiplomskom i diplomskom studiju iznosi najmanje 300 ECTS bodova. Diplomski studij završava polaganjem svih ispita, izradom diplomskog rada i polaganjem diplomskog ispita u skladu sa studijskim programom.

Završetkom preddiplomskoga i diplomskoga sveučilišnog studija ili integriranoga preddiplomskog i diplomskoga sveučilišnog studija čijim se završetkom stječe najmanje 300 ECTS bodova osoba stječe akademski naziv magistar/magistra uz naznaku struke. Iznimno, završetkom preddiplomskoga i diplomskoga sveučilišnog studija ili integriranoga preddiplomskoga i diplomskoga sveučilišnog studija iz područja tehničkih znanosti osoba stječe akademski naziv magistar inženjer odnosno magistra inženjerka uz naznaku struke i iznimno završetkom diplomskoga sveučilišnog studija medicine, stomatologije ili veterine osoba stječe akademski naziv doktor odnosno doktorica uz naznaku struke (Zakon o akademskim i stručnim nazivima i akademskom stupnju (NN, br. 107/07.)).

**Stručni studij** pruža studentima primjerenu razinu znanja i vještina koje omogućuju obavljanje stručnih zanimanja i osposobljava ih za neposredno uključivanje u radni proces. Stručni studiji provode se na visokoj školi ili veleučilištu, a mogu se provoditi i na sveučilištu u skladu sa Zakonom o znanstvenoj djelatnosti i visokom obrazovanju (NN, br. 123/03. i 105/04.).

Stručni studiji traju od dvije do tri godine. Završetkom tih studija stječe se od 120 do 180 ECTS bodova. Iznimno stručni studij može trajati četiri godine i takvim studijem stječe se 240 ECTS bodova. Stručni studij završava polaganjem svih ispita. Studijskim programom može se predvidjeti i polaganje završnog ispita i/ili izrada završnog rada.

Završetkom stručnog studija u trajanju kraćem od tri godine čijim se završetkom stječe manje od 180 ECTS bodova osoba stječe stručni naziv stručni pristupnik odnosno stručna pristupnica uz naznaku struke. Završetkom stručnog studija u trajanju od najmanje tri godine čijim se završetkom stječe najmanje 180 ili više ECTS bodova osoba stječe stručni naziv stručni prvostupnik (baccalaureus) odnosno stručna prvostupnica (baccalaurea) uz naznaku struke. Iznimno završetkom stručnog studija u znanstvenom području tehničkih znanosti osoba stječe stručni naziv stručni prvostupnik (baccalaureus) inženjer odnosno stručna prvostupnica (baccalaurea) inženjerka uz naznaku struke (Zakon o akademskim i stručnim nazivima i akademskom stupnju (NN, br. 107/07.)).

**Polytechnic and school of professional higher education** are institutions that establish and conduct professional studies. Polytechnic is a school of higher education that conducts at least three different studies in at least three different fields and cannot have schools of professional higher education as its component parts.

**University studies** prepare students for performing work in science and higher education, in business, public sector and society in general and also prepares them for the development and application of scientific and professional findings. University studies are organised and conducted at universities.

University education comprises undergraduate, graduate and postgraduate study. In accordance to the European Credit Transfer and Accumulation System (ECTS), 60 ECTS credits measure the workload of a full-time student during one academic year.

Undergraduate university study normally lasts for three to four years and students earn from 180 to 240 ECTS credits. Undergraduate study is considered completed upon passing all the examinations and, depending on the programme of study, producing the final paper and/or passing the final examination according to the programme of study. It enables students to continue their studies at a graduate university study or to enter the labour market. Upon completion, students are awarded an academic title of baccalaureus of baccalaurea with a reference to a specialisation. Exceptionally, upon completion of the undergraduate university study in engineering, students are awarded an academic title of baccalaureus or baccalaurea in engineering with a reference to specialisation (the Act on Academic and Professional Titles and the Academic Degree, NN, No. 107/07.).

As a rule, the specialist graduate professional study lasts for one or two years. Students earn 60 to 120 ECTS credits, which comes to the total of at least 300 ECTS credits earned on undergraduate and graduate studies. A graduate study is considered completed upon passing all examinations, producing a diploma paper and passing a diploma examination according to the programme of study.

Upon completion of a specialist undergraduate and graduate professional study or an integrated specialist graduate professional and undergraduate university study, earning at least 300 ECTS credits, students are awarded an academic title baccalaureus/baccalaurea with the reference to a specialisation. Exceptionally, upon completion of the specialist undergraduate and graduate university study or the integrated undergraduate and graduate university study in engineering, students are awarded an academic title of master in engineering, with the reference to a specialisation. Also, upon completion of the specialist graduate professional study of medicine, dental medicine or veterinary medicine, students are awarded an academic title of doctor with the reference to a specialisation (the Act on Academic and Professional titles and the Academic Degree, NN, No. 107/07.).

**Professional study** provides students with an adequate level of knowledge and skills that enable performance of professional occupations and prepares them for direct entry into labour market. Professional studies are conducted at schools of professional higher education or at polytechnics according to the Act on Scientific Activity and Higher Education (NN, Nos. 123/03 and 105/04.).

Professional study lasts two to three years. Upon completion of these studies students earn 120 to 180 ECTS credits. Exceptionally, professional study may last up to four years and students earn up to 240 ECTS credits. Professional study is considered completed upon passing all the examinations. Passing of the final examination and/or producing the final paper may also be provided by the programme of study.

Upon completion of professional study lasting shorter than three years and less than 180 ECTS credits, students are awarded a relevant professional title pursuant to a special law. Upon completion of professional study lasting at least three years and with 180 ECTS credits, students are awarded a relevant professional title of professional baccalaureus or baccalaurea (prvostupnik or prvostupnica) with a reference to a specialisation. Exceptionally, upon completion of the professional study in engineering, students are awarded an academic title of baccalaureus or baccalaurea (prvostupnik/ prvostupnica) in engineering with a reference to specialisation (The Act on Academic and Professional Titles and the Academic Degree, NN, No. 107/07.).

Veleučilišta ili visoke škole mogu organizirati specijalistički diplomski stručni studij u trajanju od jedne do dvije godine za osobe koje su završile stručni studij ili preddiplomski sveučilišni studij.

Završetkom specijalističkoga diplomskoga stručnog studija koji traje od jedne do dvije godine čijim se završetkom u pravilu stječe od 60 do 120 ECTS bodova te završava polaganjem svih ispita, izradom završnog rada i/ili polaganjem odgovarajućega završnog ispita u skladu sa studijskim programom, osoba stječe stručni naziv stručni specijalist odnosno stručna specijalistica uz naznaku struke ili dijela struke u skladu s nazivom studijskog programa. Iznimno završetkom specijalističkoga diplomskoga stručnog studija iz područja tehničkih znanosti osoba stječe stručni naziv stručni specijalist inženjer odnosno stručna specijalistica inženjerka uz naznaku struke ili dijela struke u skladu s nazivom studijskog programa. Iznimno završetkom specijalističkoga diplomskoga stručnog studija u medicini, stomatologiji i veterini osoba stječe stručni naziv diplomirani odnosno diplomirana uz naznaku struke ili dijela struke u skladu s nazivom studijskog programa (Zakon o akademskim i stručnim nazivima i akademskom stupnju (NN, br. 107/07.)).

**Poslijediplomski sveučilišni studij** može upisati osoba koja je završila odgovarajući diplomski studij. Po pravilu traje tri godine i njegovim se završetkom stječe 180 ECTS bodova, a završava se polaganjem svih ispita, izradom i javnom obranom znanstvenog ili umjetničkoga doktorskog rada (disertacije) te se stječe akademski stupanj doktora znanosti ili doktora umjetnosti. Sveučilište može propisati i druge uvjete za upis poslijediplomskog studija.

**Poslijediplomski specijalistički studij** može upisati osoba koja je završila odgovarajući diplomski studij. Traje jednu do dvije godine, stječe se po pravilu 60 do 180 ECTS bodova i završava polaganjem svih ispita, izradom završnog rada i/ili polaganjem odgovarajućega završnog ispita u skladu sa studijskim programom. Stječe se akademski naziv sveučilišni specijalist odnosno sveučilišna specijalistica uz naznaku struke ili dijela struke u skladu s nazivom studijskog programa.

Osobe koje su upisale dodiplomski i poslijediplomski magistarski ili doktorski studij prije ustrojavanja preddiplomskih i poslijediplomskih studija u skladu odredbama Zakonom o znanstvenoj djelatnosti i visokom obrazovanju (NN, br. 123/03. i 105/04.) imaju pravo dovršiti studij prema nastavnom programu i uvjetima koji su vrijedili pri upisu u prvu godinu studija te steći odgovarajući akademski naziv/stupanj prema propisima koji su vrijedili prije stupanja na snagu Zakona.

**Diplomirani studenti** završili su sveučilišni (NSKO, razina 5.1., stupanj 1) ili stručni studij (NSKO, razina 5.2., stupanj 1), a mogu biti redoviti i izvanredni. Redoviti student studira na redovitom studiju, uz subvenciju troškova školarine, ili sam plaća školarinu. Izvanredni student studira na izvanrednom studiju i sam plaća studij ili troškove studija snosi njegov poslodavac.

**Magistar** jest osoba koja je završila poslijediplomski stručni studij i obranila stručni ili umjetnički rad i/ili položila završni ispit (NSKO, razina 5.1., stupanj 2).

**Magistar znanosti/magistar umjetnosti** jest osoba koja je završila poslijediplomski znanstveni/umjetnički studij i obranila magistarski rad (NSKO, razina 5.1., stupanj 3).

**Sveučilišni specijalist** jest osoba koja je završila poslijediplomski specijalistički studij i položila završni rad i/ili ispit (NSKO, razina 5.1., stupanj 2).

**Doktor znanosti** jest osoba koja je završila poslijediplomski studij i obranila doktorsku disertaciju (NSKO, razina 6).

**Doktorske disertacije, magistarski i specijalistički radovi** klasificiraju se prema Pravilniku o znanstvenim i umjetničkim područjima, poljima i granama (NN, br. 118/09.).

*Polytechnics or schools of professional higher education can organise a specialist graduate professional study lasting one or two years for persons who completed a professional study or an undergraduate university study.*

*Upon completion of specialist graduate professional study that lasts one to two years by passing all the examinations, producing the diploma paper and passing the diploma examination according to the programme of study and with 60 to 120 ECTS credits, students are awarded an academic title of professional specialist with a reference to a specialisation or a part of specialisation, depending on the programme. Exceptionally, upon completion of specialist graduate professional study in engineering, students are awarded an academic title of professional specialist in engineering with the reference to a specialisation or part of specialisation, depending on the programme. Exceptionally, upon completion of specialist graduate professional study of medicine, dental medicine or veterinary medicine, students are awarded an academic title of graduated, with the reference to a specialisation or part of specialisation, depending on the programme (the Act on Academic and Professional Titles and the Academic Degree, NN, No. 107/07).*

*Postgraduate university study may be enrolled upon the completion of graduate university study. It lasts as a rule for three years and by its completion 180 ECTS credits are earned. It is considered completed upon passing all the examinations, producing and defending in public the scientific or artistic doctoral dissertation and the academic degree of Doctor of Science (Dr.Sc.) or Doctor of Arts (Dr. Art.) is awarded. The university may determine other conditions for the enrollment on the postgraduate study.*

*Postgraduate specialist study may be enrolled upon the completion of graduate university study. It lasts for one to two years and by its completion 60 to 180 ECTS credits are earned. It is considered completed upon passing all the examinations, producing the final paper and passing the final examination according to the programme of study. Upon the completion, a specialist title for a particular area (Spec.) shall be awarded.*

*Persons who enrolled on undergraduate an postgraduate master's or doctoral study before establishing of undergraduate and postgraduate studies according to the Act on Scientific Activity and Higher Education (NN, Nos. 123/03 and 105/04) have the right to complete their studies according to the educational programme and under conditions that were in force at the time of their enrollment and to be awarded by an appropriate academic title/degree, according to the regulations that were in force prior to the entry into force of this Act.*

*Graduated students completed a university (ISCED, 5A) or professional study (ISCED, 5B). There are full-time and part-time students. A full-time student attends a regular study, paying either subsidised or self-financed tuition fee. A part-time student studies on a part-time basis supported either by himself or by his employer.*

*Master is a person who completed a postgraduate professional and defended a professional or artistic paper and/or passed an appropriate final exam. (ISCED, 5A).*

*Master of Science (MSc)/Master of Arts is a person who completed a postgraduate scientific/artistic study leading to the master's degree and defended a master's thesis. (ISCED, 5A).*

*University Specialist (Spec.) is a person who completed a university postgraduate specialist study, prepared a final work and/or passed an appropriate final exam.*

*Doctor of Science (DSc) is a person who completed a postgraduate study and defended a doctoral dissertation (ISCED, 6).*

*Doctor's dissertations as well as master's and specialist theses are classified according to the Ordinance on Scientific and Artistic Areas, Fields and Branches (NN, No. 118/09).*

**Nastavnici i suradnici** koji izvode nastavu na visokim učilištima jesu: redoviti profesor, izvanredni profesor, docent, profesor visoke škole, predavač, viši predavač, viši lektor, lektor, viši umjetnički suradnik, umjetnički suradnik, viši asistent, asistent, viši stručni suradnik, stručni suradnik, stručni savjetnik i gostujući profesor ili nastavnik.

**Znanstveno-nastavna zvanja i umjetničko-nastavna zvanja** jesu: redoviti profesor, izvanredni profesor i docent.

**Nastavna zvanja** jesu: profesor visoke škole, viši predavač, predavač, viši lektor, lektor, viši umjetnički suradnik i umjetnički suradnik.

**Suradnička zvanja** jesu: viši asistent i asistent.

**Stručna zvanja** jesu: viši stručni suradnik, stručni suradnik i stručni savjetnik.

**Gostujući profesori ili nastavnici** jesu osobe (znanstvenici, umjetnici ili stručnjaci) koje mogu provoditi nastavu na visokim učilištima bez obveze sklapanja ugovora o radu, a u skladu s odredbama statuta i bez izbora u znanstveno-nastavno zvanje.

Na visokim učilištima na kojima se studira glazba nastavnici se biraju i u zvanje višega umjetničkog suradnika i umjetničkog suradnika, a na visokim učilištima na kojima se kao glavni predmet studiraju strani jezici, nastavnici se biraju i u zvanje višeg lektora i lektora.

Ukupan broj nastavnika nije stvarni broj osoba; broj nastavnika zaposlenih/angažiranih s punim radnim vremenom odgovara stvarnom broju osoba, a broj osoba zaposlenih/angažiranih s kraćim od punoga radnog vremena manji je od prikazanog broja jer ista osoba može raditi na nekoliko visokih učilišta s kraćim od punoga radnog vremena.

**Ekvivalent punoga radnog vremena (FTE)** iskazuje se u čovjek/godinama, a predstavlja vrijeme koje je zaposleni radio, kao udio punoga radnog vremena.

### **Teritorijalni ustroj**

Podaci po županijama prikazani su na temelju Zakona o područjima županija, gradova i općina u Republici Hrvatskoj (NN, br. 86/06.) sa stanjem 31. prosinca 2010.

### **Komentar**

Tijekom 2010. na visokim učilištima Republike Hrvatske diplomiralo je 32 378 studenata, što je za 7,4% više u odnosu na prethodnu godinu. Od ukupnog broja studenata koji su diplomirali, 75,2% su redoviti studenti, a 24,8% su izvanredni studenti. Od redovitih studenata, 67,5% studenata studiralo je uz subvenciju troškova školarine, a 32,5% studenata je samo plaćalo školarinu. Udio studentica koje su diplomirale u 2010. jest 60,8%.

Od ukupnog broja studenata koji su diplomirali u 2010., na veleučilištima je diplomiralo 10,2% studenata, na visokim školama 5,5%, na fakultetima 82,3% (od toga na stručnom studiju 14,3%, a na sveučilišnom studiju 68,0% studenata), dok je na umjetničkim akademijama diplomiralo 2,0% studenata.

S obzirom na godine života, 3,6% studenata koji su diplomirali u 2010. pripada dobnoj skupini od 20 i manje godina života, 44,7% dobnoj skupini od 21 do 23 godine, 28,1% dobnoj skupini od 24 do 26 godina, 10,0% dobnoj skupini od 27 do 29 godina, a 13,6% dobnoj skupini od 30 i više godina.

Od ukupnog broja studenata, njih 37,3%, diplomiralo je prema "starom" programu dok je 62,7% studenata diplomiralo prema bolonjskom procesu.

**Academic staff teaching at institutions of higher education** consists of full professor, associate professor, assistant professor, college professor, senior lecturer, senior language instructor, language instructor, senior artistic associate, artistic associate, senior assistant, assistant, senior professional associate, professional associate, professional adviser, visiting professor or teacher.

**Scientific-educational titles and artistic-educational titles** are full professor, associate professor and assistant professor.

**Educational titles** are college professor, lecturer, senior lecturer, senior language instructor, language instructor, senior artistic associate, and artistic associate.

**Associate titles** are senior assistant and assistant.

**Professional titles** are senior professional associate, professional associate and professional adviser.

**Visiting professors or lecturers** are persons (scientists, artists or specialists) who can teach at the higher education institutions without obligation of concluding an employment contract with them, and in conformity with the provisions of the statute without election to the scientific-educational title.

At higher education institutions for musical study, teachers are elected to the senior artistic associate and artistic associate title, and at higher education institutions for language studies, teachers are elected to senior language instructor and language instructor title.

Total number of lecturers does not correspond to the actual number of physical persons; the number of teachers presented as full-time equivalent would correspond to the actual number of physical persons, and the number of persons employed/engaged part-time is less than presented because the same physical person can work part-time at several institutions of higher education.

**Full-time equivalent (FTE)** is expressed in person-years and presents time as a share of full working time in which persons in employment are engaged in work.

### **Territorial constitution**

Data by counties is shown by the Act on Areas of Counties, Towns and Municipalities in the Republic of Croatia (NN, No. 86/06), situation as on 31 December 2010.

### **Commentary**

During 2010, there were 32 378 students who graduated from institutions of higher education, which was by 7.4% more than in the previous year. Out of the total number of graduated students, 75.2% were full-time and 24.8% part-time ones. Out of the full-time students, 67.5% were those whose tuition fees were subsidised, while the rest of 32.5% self-financed tuition fees. The share of female students who graduated in 2010 was 60.8%.

Out of the total number of students who graduated in 2010, there were 10.2% of them who graduated from polytechnics, 5.5% from schools of professional higher education, 82.3% from faculties (14.3% from professional studies and 68.0% from university studies) and 2.0% from art academies.

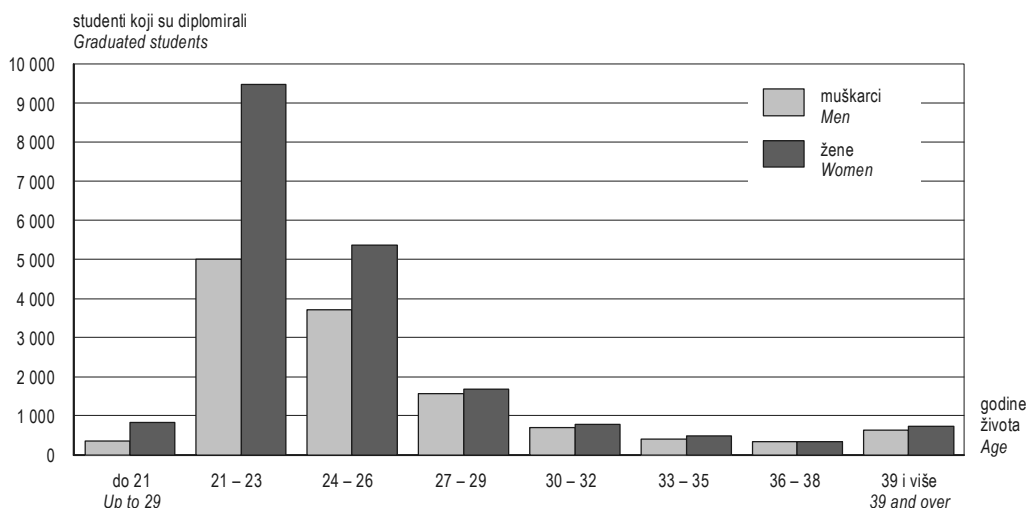
Regarding their age, 3.6% of students who graduated in 2010 were 20 years of age and less, 44.7% were in the 21 to 23 age group, 28.1% were in the 24 to 26 age group, 10.0% were in the 27 to 29 age group and 13.6% were in the 30-and-over age group.

Out of the total number of students, 37.3% of them graduated according to the "old" programme and 62.7% according to the Bologna process.

Prema bolonjskom procesu najviše studenata diplomiralo je na sveučilišnome preddiplomskom studiju, njih 45,3%, na stručnom studiju 29,8%, na specijalističkome diplomskom stručnom studiju 3,9%, na sveučilišnome diplomskom studiju 17,3%, a na integriranome preddiplomskom i diplomskom studiju diplomiralo je 3,7% studenata.

According to the Bologna process, the largest number of students, 45.3% of them, graduated from an undergraduate university study, followed by 29.8% who graduated from a professional study, 3.9% from a specialist professional graduate study, 17.3% from a graduate university study and 3.7% students from an integrated undergraduate and graduate study.

**G-1. STUDENTI KOJI SU DIPLOMIRALI NA VISOKIM UČILIŠTIMA PREMA GODINAMA ŽIVOTA I SPOLU U 2010.**  
GRADUATED STUDENTS FROM INSTITUTIONS OF HIGHER EDUCATION, BY AGE AND SEX, 2010



Završetkom poslijediplomskog studija prema "starom" ili novome studijskom programu u 2010. godini 1 077 kandidata steklo je akademski stupanj magistar znanosti ili magistar umjetnosti (57,4%), akademski naziv magistar (5,5%) i sveučilišni specijalist (37,1%). Udio žena iznosi 55,6%.

Na Sveučilištu u Zagrebu magistriralo je ili završilo poslijediplomski sveučilišni specijalistički studij 69,7% od svih kandidata, na Sveučilištu u Osijeku 14,6%, na Sveučilištu u Rijeci 6,7%, na Sveučilištu u Splitu 6,1%, na Sveučilištu u Dubrovniku 1,2%, na Sveučilištu u Zadru 0,8%, na Sveučilištu u Puli 0,4%, a izvan sveučilišta 0,5%.

U 2010. najveći broj magistarskih, stručnih ili specijalističkih radova iz područja je Društvene znanosti (61,7%), slijedi područje Tehničke znanosti (12,3%), područje Prirodne znanosti (9,7%), područje Biomedicina i zdravstvo (7,7%), područje Humanističke znanosti (3,7%), područje Biotehničke znanosti (2,7%) i Interdisciplinarna područja znanosti (1,6%). Najmanje je magistarskih radova iz Umjetničkog područja (0,6%).

Prosječna starost magistara znanosti ili magistara umjetnosti, magistara i sveučilišnih specijalista jest 37,4 godine, a modalna skupina (s najvećom frekvencijom) je od 30 do 34 godine. Žene su u prosjeku mlađe (36,4 godine) od muškaraca (38,7 godina).

Najveći broj kandidata zaposlen je u djelatnosti Obrazovanje (16,3%), zatim u djelatnostima Javna uprava i obrana, obvezno socijalno osiguranje (15,3%), Zdravstvena zaštita i socijalna skrb (12,0%), Financijske djelatnosti i djelatnosti osiguranja (11,8%), Stručne, znanstvene i tehničke djelatnosti (9,1%), Informacije i komunikacije (6,6%), Prerađivačka industrija (6,4%) te Trgovina na veliko i malo; popravak motornih vozila i motocikala (4,5%). U svim ostalim djelatnostima zaposleno je 14,5% kandidata, dok ih je 3,5% nezaposleno.

Od ukupnog broja kandidata, 95,0% ih je prethodno diplomiralo u Republici Hrvatskoj, a 5,0% izvan nje.

In 2010, by completing the postgraduate study according to either old or new programme, out of the total of 1 077 candidates, 57.4% attained the academic title of master of science or master of arts, 5.5% the title of master and 37.1% the title of specialist. The share of women was 55.6%.

At the University of Zagreb, 69.7% of all candidates defended a master's thesis or completed a postgraduate specialist study, followed by 14.6% at the University of Osijek, 6.7% at the University of Rijeka, 6.1% at the University of Split, 1.2% at the University of Dubrovnik, 0.8% at the University of Zadar, 0.4% at the University of Pula and 0.5% out of University.

In 2010, the greatest number of master's and specialist theses was written in the field of Social sciences, 61.7%, followed by Engineering, 12.3%, Life sciences, 9.7%, Biomedicine and health, 7.7%, Humanities, 3.7%, Biotechnical sciences, 2.7%, and Interdisciplinary fields of science, 1.6%. The lowest number of master's theses was written in the field of Arts, 0.6%.

The average age of masters of science or masters of arts, masters and specialists was 37.4 years, while the age in the modal group (with the highest frequency) ranged between 30 and 34. At the average, women were younger (36.4 years) than men (38.7 years).

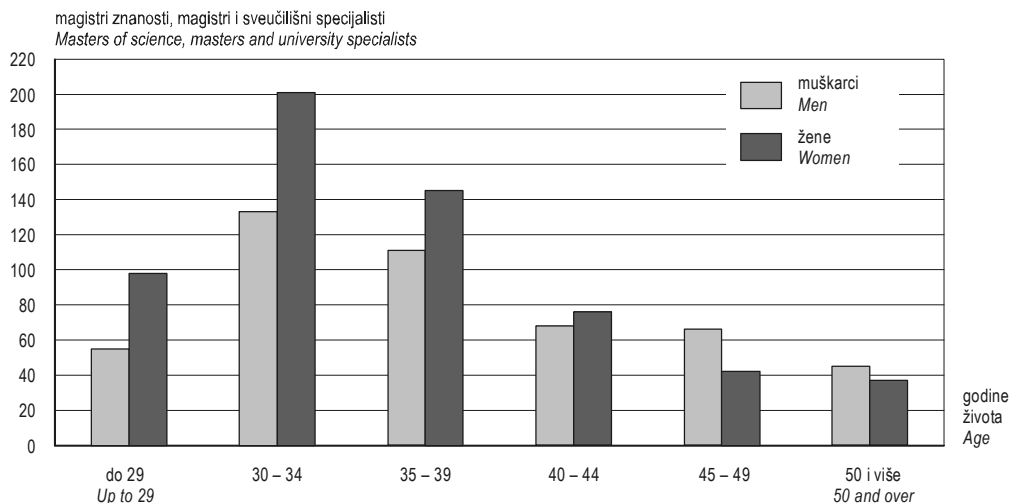
The greatest number of candidates was employed in Education, 16.3%, followed by Public administration and defence; compulsory social security, 15.3%, Human health and social welfare, 12.0%, Financial And insurance activities, 11.8%, Professional scientific and technical Activities, 9.1%, Information and communication, 6.6%, Manufacturing, 6.4%, and Wholesale and retail trade; repair of motor vehicle and motorcycles, 4.5%. There were 14.5% of candidates employed in other activities, while 3.5% were unemployed.

Out of the total number of candidates, 95.0% of them previously graduated in the Republic of Croatia, while 5.0% of them graduated outside the Republic of Croatia.

Udio kandidata koji su sami platili troškove studija jest 60,2%, za 32,8% troškove je platio poslodavac, za 2,6% troškove je platilo Ministarstvo znanosti, obrazovanja i športa, a 4,4% pripada kategoriji ostalo.

*The share of candidates who paid the costs of the postgraduate study leading to the master's degree themselves was 60.2%, employers paid for 32.8% of them and the Ministry of Science, Education and Sports paid for 2.6%, while 4.4% belonged to the category Other.*

**G-2. MAGISTRI ZNANOSTI, MAGISTRI I SVEUČILIŠNI SPECIJALISTI PREMA GODINAMA ŽIVOTA I SPOLU U 2010.**  
**MASTERS OF SCIENCE, MASTERS AND UNIVERSITY SPECIALISTS, BY AGE AND SEX, 2010**



Od ukupno 838 doktora znanosti u 2010., na Sveučilištu u Zagrebu doktoriralo je 78,1% kandidata, na Sveučilištu u Osijeku 6,9%, na Sveučilištu u Rijeci 6,7%, na Sveučilištu u Splitu 5,5%, na Sveučilištu u Zadru 2,6%, a na Sveučilištu u Puli 0,2% kandidata. Udio žena doktora znanosti jest 51,1%.

*In 2010, out of the total of 838 graduated doctors of science, 78.1% of them obtained their degree at the University of Zagreb, 6.9% at the University of Osijek, 6.7% at the University of Rijeka, 5.5% at the University of Split, 2.6% at the University of Zadar and 0.2% at the University of Pula. The share of female doctors of science was 51.1%.*

Najveći je broj doktorskih disertacija iz područja Biomedicina i zdravstvo i iznosi 21,0%, slijedi područje Prirodne znanosti s 19,0%, područje Tehničke znanosti s 18,7%, područje Društvene znanosti sa 17,6%, područje Humanističke znanosti sa 16,8%, područje Biotehničke znanosti sa 6,1%, a najmanje je doktorskih disertacija iz Interdisciplinarnoga područja znanosti, tj. 0,8%.

*The largest number of doctoral dissertations was defended in the fields of Biomedicine and health, 21.0%, followed by Life sciences, 19.0%, Engineering, 18.7%, Social sciences, 17.6%, Humanities, 16.8%, and Biotechnical sciences, 6.1%, while the smallest number was defended in the Interdisciplinary fields of science, 0.8%.*

Prosječna starost doktora znanosti jest 37,7 godina, dok je modalna grupa (s najvećom frekvencijom) od 30 do 34 godine. Žene su u prosjeku nešto mlađe (37,5 godina) od muškaraca (37,8 godina).

*The average age of graduated doctors of science was 37.7 years, while the modal group (with the highest frequency) consisted of persons aged 30 to 34. On the average, women were somewhat younger (37.5 years) than men (37.8 years).*

Akademski stupanj magistra znanosti već je steklo 52,0% doktora znanosti. U 94,7% slučajeva doktorska je disertacija iz istoga znanstvenog područja kao i magistrski rad. Od ukupnog broja doktora znanosti koji su prethodno stekli akademski stupanj magistra znanosti, 93,6% magistriralo je u Republici Hrvatskoj, a 6,4% izvan nje.

*There were 52.0% of doctors of science that have already obtained a master's degree. In 94.7% of cases, themes of doctoral dissertations covered the same field as master's theses. Out of the total number of doctors of science who have already obtained a master's degree, 93.6% obtained it in the Republic of Croatia and 6.4% abroad.*

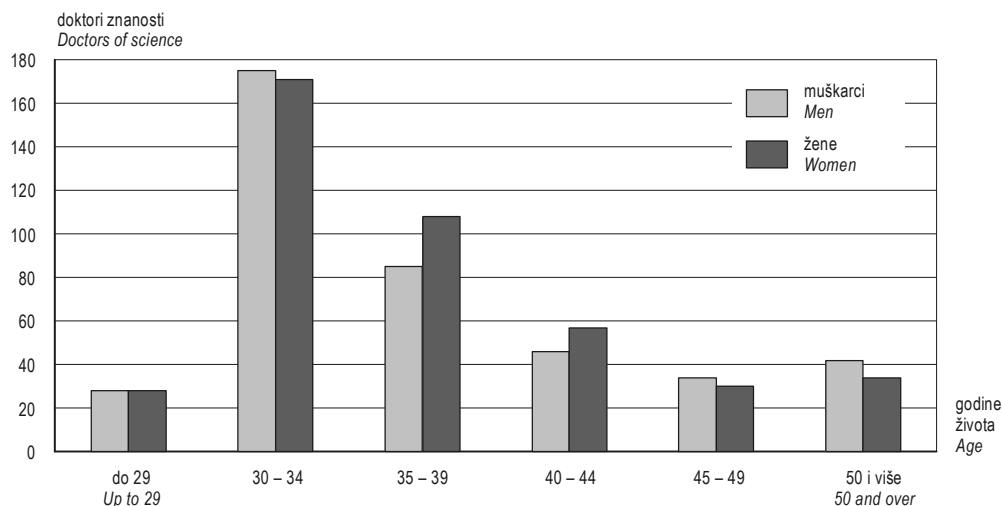
Najveći broj doktora znanosti zaposlen je u djelatnosti Obrazovanje (53,1%), u djelatnosti Stručne, znanstvene i tehničke djelatnosti zaposleno ih je 18,7%, u Djelatnostima zdravstvene zaštite i socijalne skrbi zaposleno ih je 17,1%, a u djelatnosti Javna uprava i obrana; obvezno socijalno osiguranje zaposleno ih je 3,8%. U svim ostalim djelatnostima zaposleno je 5,9% doktora znanosti, dok je 1,4% doktora znanosti nezaposleno.

*The largest number of graduated doctors of science was employed in the following activities: 53.1% in Education, 18.7% in Professional, scientific and technical activities, 17.1% in Human health and social welfare and 3.8% in Public administration and defence; compulsory social security. There were 5.9% of doctors of science employed in other activities, while 1.4% of them were unemployed.*

Troškove doktorskog studija i postupka stjecanja doktorata za 35,1% doktora znanosti platio je poslodavac, za 34,4% platilo je Ministarstvo znanosti, obrazovanja i športa, 28,7% doktora znanosti sami su platili studij, a 1,8% pripada kategoriji ostalo.

*Costs of the postgraduate university studies leading to a doctoral degree and proceedings for obtaining the doctoral degree was paid by an employer for 35.1% of doctors of science, the Ministry of Science, Education and Sports paid for 34.4% of doctors of science, 28.7% of doctors of science paid on their own and 1.8% belonged to the category Other.*

**G-3. DOKTORI ZNANOSTI PREMA GODINAMA ŽIVOTA I SPOLU U 2010.**  
DOCTORS OF SCIENCE, BY AGE AND SEX, 2010



U akademskoj godini 2010./2011. na visokim učilištima zaposleno je na temelju ugovora o radu ili angažirano na temelju ugovora o djelu 16 319 nastavnika i suradnika u nastavi. Iskazan ekvivalentom pune poslenosti/angažiranosti, ukupan broj nastavnika i suradnika u nastavi jest 11 693,4. Od toga je 81,1% udio nastavnika i suradnika u nastavi koji predaju na temelju ugovora o radu, a 18,9% udio nastavnika i suradnika u nastavi koji predaju na temelju ugovora o djelu.

Od ukupnog broja nastavnika i suradnika u nastavi zaposlenih na temelju ugovora o radu, 52,4% su doktori znanosti, a 13,4% magistri znanosti, magistri i sveučilišni specijalisti.

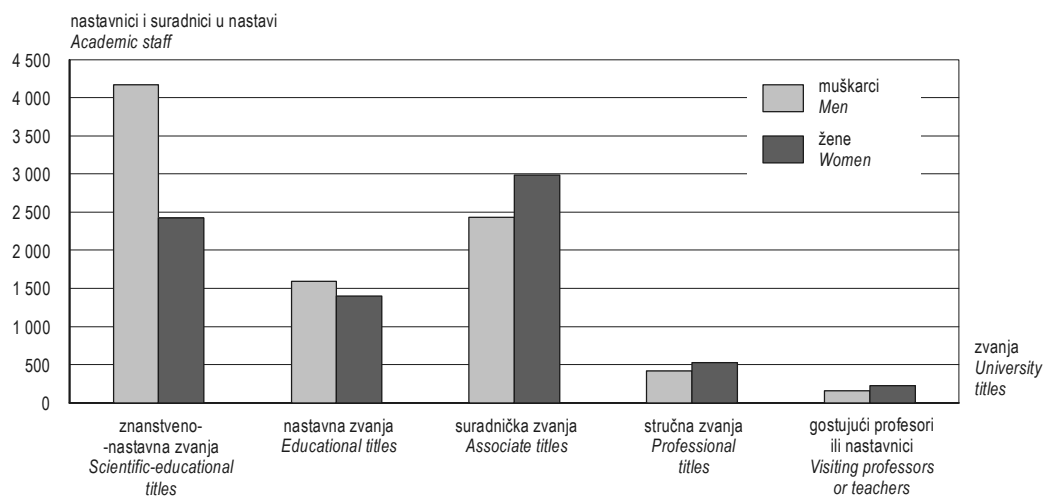
Od ukupnog broja nastavnika i suradnika u nastavi zaposlenih na temelju ugovora o radu, 46,8% je udio žena. Od toga je udio doktora znanosti 44,4%, a udio magistara znanosti, magistara i sveučilišnih specijalista 15,0%.

*In the 2010/2011 academic year, there were 16 319 members of academic staff working at higher education institutions on employment contract or contractual agreement bases. Presented by the full-time equivalent, the total number of members of academic staff amounted to 11 693.4, out of which the share of those working on the employment contract basis was 81.1% and of those working on the contractual agreement basis was 18.9%.*

*Out of the total number of academic staff working on the employment contract basis, there were 52.4% of doctors of science and 13.4% of masters of science, masters and university specialists.*

*The share of women in the total number of academic staff working on the employment contract basis was 46.8%, providing that 44.4% of them were doctors of science and 15.0% masters of science, masters and university specialists.*

**G-4. NASTAVNICI I SURADNICI U NASTAVI PREMA ZVANJU I SPOLU U AKADEMSKOJ GODINI 2010./2011.**  
ACADEMIC STAFF, BY UNIVERSITY TITLES AND SEX, 2010/2011 ACADEMIC YEAR





**1. STUDENTI KOJI SU DIPLOMIRALI NA STRUČNOM I SVEUČILIŠNOM STUDIJU**  
**GRADUATED STUDENTS FROM PROFESSIONAL AND UNIVERSITY STUDY**

**1.1. STUDENTI KOJI SU DIPLOMIRALI PREMA NAZIVU I MJESTU VISOKOG UČILIŠTA TE NAČINU STUDIRANJA OD 2006. DO 2010.**  
**GRADUATED STUDENTS, BY NAME AND LOCATION OF INSTITUTION OF HIGHER EDUCATION AND MODE OF STUDY, 2006 – 2010**

	2006.		2007.		2008.		2009.		2010.	
	ukupno Total	redoviti Full-time	ukupno Total	redoviti Full-time	ukupno Total	redoviti Full-time	ukupno Total	redoviti Full-time	ukupno Total	redoviti Full-time
Visoka učilišta <i>Institutions of higher education</i>	19 566	12 527	20 969	12 924	25 573	17 793	30 156	22 280	32 378	24 351
Veleučilišta <i>Polytechnics</i>	2 231	1 082	3 215	1 369	3 447	1 793	3 226	1 989	3 310	1 800
Veleučilište Nikola Tesla u Gospiću <i>Polytechnic Nikola Tesla in Gospić</i>	-	-	-	-	-	-	23	10	61	35
Veleučilište u Karlovcu <i>Polytechnic in Karlovac</i>	125	57	204	87	191	85	223	116	265	138
Veleučilište u Kninu <i>Polytechnic in Knin</i>	-	-	-	-	42	24	41	33	27	17
Veleučilište u Požegi <i>Polytechnic in Požega</i>	233	153	217	118	204	96	230	132	226	137
Veleučilište u Rijeci <i>Polytechnic in Rijeka</i>	124	53	232	57	349	82	300	99	447	168
Veleučilište u Slavonskom Brodu <i>Polytechnic in Slavonski Brod</i>	-	-	-	-	-	-	43	28	117	71
Veleučilište u Šibeniku <i>Polytechnic in Šibenik</i>	-	-	152	91	195	113	202	99	203	115
Veleučilište u Varaždinu <i>Polytechnic in Varaždin</i>	-	-	9	8	48	35	59	46	136	97
Veleučilište u Velikoj Gorici <i>Polytechnic in Velika Gorica</i>	-	-	78	25	78	29	120	50	193	73
Veleučilište Lavoslav Ružička u Vukovaru <i>Polytechnic Lavoslav Ružička in Vukovar</i>	-	-	1	1	39	39	63	61	144	106
Društveno veleučilište u Zagrebu <i>Social Polytechnic in Zagreb</i>	260	61	286	58	265	83	272	98	314	80
Tehničko veleučilište u Zagrebu <i>Technical Polytechnic in Zagreb</i>	906	388	1 167	392	1 113	579	816	566	429	171
Zdravstveno veleučilište u Zagrebu <i>School of Medical Studies in Zagreb</i>	583	370	722	385	728	453	604	444	525	408
Veleučilište Vern, Zagreb <i>Polytechnic Vern, Zagreb</i>	-	-	147	147	195	175	230	207	223	184
Visoke škole <i>Schools of professional higher education</i>	2 817	1 599	1 258	520	1 371	622	1 937	666	1 768	824
Visoka tehnička škola, Pula <i>Polytechnic of Pula</i>	22	8	32	11	49	14	48	17	40	19
Visoka škola za sigurnost, Zagreb <i>School of Professional Higher Education in Safety, Zagreb</i>	278	-	250	23	175	16	272	21	278	-
Visoko gospodarsko učilište, Križevci <i>School of Professional Higher Education in Agriculture, Križevci</i>	143	85	55	23	87	53	71	50	87	51
Visoka elektrotehnička škola, Varaždin <i>School of Professional Higher Education in Electrical Engineering, Varaždin</i>	9	6	-	-	-	-	-	-	-	-
Učiteljska akademija, Zagreb <sup>1)</sup> <i>Teacher Education Academy, Zagreb<sup>1)</sup></i>	477	310	-	-	-	-	-	-	-	-
Visoka učiteljska kola, Čakovec <sup>1)</sup> <i>Teachers' School of Professional Higher Education, Čakovec<sup>1)</sup></i>	150	108	-	-	-	-	-	-	-	-
Visoka učiteljska škola, Gospić <sup>1)</sup> <i>Teachers' School of Professional Higher Education, Gospić<sup>1)</sup></i>	30	30	-	-	-	-	-	-	-	-
Visoka učiteljska škola, Osijek <sup>1)</sup> <i>Teachers' School of Professional Higher Education, Osijek<sup>1)</sup></i>	128	117	-	-	-	-	-	-	-	-
Visoka učiteljska škola, Petrinja <sup>1)</sup> <i>Teachers' School of Professional Higher Education, Petrinja<sup>1)</sup></i>	210	111	-	-	-	-	-	-	-	-
Visoka učiteljska škola, Pula <sup>2)</sup> <i>Teachers' School of Professional Higher Education, Pula<sup>2)</sup></i>	111	69	-	-	-	-	-	-	-	-
Američka visoka škola za management i tehnologiju, Dubrovnik <i>American College of Management and Technology, Dubrovnik</i>	240	240	168	168	118	118	94	94	119	119
Visoka škola za turistički menadžment, Šibenik <i>School of Professional Higher Education in Tourism, Šibenik</i>	93	64	-	-	-	-	-	-	-	-
Visoka poslovna škola, Višnjan <i>Business School, Višnjan</i>	49	17	31	17	17	7	-	-	17	12
Zagrebačka škola za menadžment, Zagreb <i>Zagreb School of Management, Zagreb</i>	79	61	117	62	96	46	90	45	91	64

1) Od 2006. prešli su u stručni studij Fakulteta.

2) Od 2007. Stručni odjeli Sveučilišta u Puli

1) Since 2006, became a part of the professional study on the Faculty

2) Since 2007, Professional Departments of the University of Pula

**1.1. STUDENTI KOJI SU DIPLOMIRALI PREMA NAZIVU I MJESTU VISOKOG UČILIŠTA TE NAČINU STUDIRANJA OD 2006. DO 2010.**  
**GRADUATED STUDENTS, BY NAME AND LOCATION OF INSTITUTION OF HIGHER EDUCATION AND MODE OF STUDY, 2006 – 2010**

(nastavak)  
(continued)

	2006.		2007.		2008.		2009.		2010.	
	ukupno Total	redoviti Full-time	ukupno Total	redoviti Full-time	ukupno Total	redoviti Full-time	ukupno Total	redoviti Full-time	ukupno Total	redoviti Full-time
Visoka škola za poslovanje i upravljanje, Zaprešić <i>School of Professional Higher Education for Business and Management, Zaprešić</i>	219	51	174	54	311	100	335	120	386	164
Zagrebačka škola ekonomije i managementa, Zagreb <i>Zagreb School of Economics and Management, Zagreb</i>	48	48	87	84	123	109	193	174	166	147
Visoka škola za ekonomiju poduzetništva, Zagreb <i>School of Professional Higher Education, Zagreb</i>	157	157	-	-	-	-	-	-	-	-
Visoka škola tržišnih komunikacija Agora, Zagreb <i>College of Market Communications Agora, Zagreb</i>	9	9	-	-	19	19	30	30	32	32
Visoka poslovna škola Libertas, Zagreb <i>Libertas Business College, Zagreb</i>	76	5	104	26	140	67	126	63	150	84
Visoka poslovna škola Utilus, Zagreb <i>Business School for Tourism and Hotel Management Utilus, Zagreb</i>	-	-	-	-	8	8	10	8	12	10
RRIF Visoka škola za financijski menadžment, Zagreb <i>RRIF School of Professional Higher Education for Financial Management, Zagreb</i>	-	-	-	-	-	-	6	3	30	8
Međunarodna diplomatska škola za poslovno upravljanje, Zagreb <i>International Graduate Business School, Zagreb</i>	-	-	-	-	18	18	12	10	5	5
Visoka poslovna škola Zagreb, Zagreb <i>Business School of Professional Higher Education Zagreb, Zagreb</i>	-	-	-	-	-	-	70	14	50	19
Visoka škola za menadžment u turizmu i informatici, Virovitica <i>School of Professional Higher Education for Management in Tourism and Informatics, Virovitica</i>	-	-	-	-	-	-	-	-	73	46
Visoka policijska škola, Zagreb <i>Police Academy, Zagreb</i>	259	52	240	52	171	27	580	17	209	32
Visoko evanđeosko teološko učilište, Osijek <i>Evangelical Theological Seminary, Osijek</i>	30	11	-	-	38	20	-	-	23	12
<b>Fakulteti</b> <i>Faculties</i>	<b>14 253</b>	<b>9 621</b>	<b>16 208</b>	<b>10 747</b>	<b>20 389</b>	<b>15 012</b>	<b>24 527</b>	<b>19 159</b>	<b>26 662</b>	<b>21 089</b>
<b>Stručni studij</b> <i>Professional study</i>	<b>3 871</b>	<b>1 500</b>	<b>5 456</b>	<b>2 374</b>	<b>5 429</b>	<b>2 495</b>	<b>4 742</b>	<b>2 203</b>	<b>4 621</b>	<b>2 186</b>
Građevinski fakultet, Osijek <i>Faculty of Civil Engineering, Osijek</i>	21	14	36	25	43	23	33	21	41	23
Građevinski fakultet, Rijeka <i>Faculty of Civil Engineering, Rijeka</i>	14	6	30	26	49	35	58	39	56	19
Građevinski fakultet, Zagreb <i>Faculty of Civil Engineering, Zagreb</i>	8	8	-	-	-	-	-	-	-	-
Građevinsko-arhitektonski fakultet, Split <i>Faculty of Civil Engineering and Architecture, Split</i>	34	34	30	30	49	48	48	48	37	37
Geotehnički fakultet, Varaždin <i>Faculty of Geotechnical Engineering, Varaždin</i>	2	1	13	7	1	-	-	-	-	-
Grafički fakultet, Zagreb <i>Faculty of Graphic Arts, Zagreb</i>	16	8	-	-	-	-	-	-	-	-
Strojarski fakultet, Slavonski Brod <i>Faculty of Mechanical Engineering, Slavonski Brod</i>	8	6	13	7	10	4	28	13	9	5
Tehnički fakultet, Rijeka <i>Faculty of Engineering, Rijeka</i>	65	50	46	39	63	50	68	45	79	50
Fakultet elektrotehnike, strojarstva i brodogradnje, Split <i>Faculty of Electrical Engineering, Mechanical Engineering and Naval Architecture, Split</i>	75	75	91	91	73	73	91	91	89	89
Elektrotehnički fakultet, Osijek <i>Faculty of Electrical Engineering, Osijek</i>	62	59	60	59	85	79	80	70	116	96
Kemijsko-tehnološki fakultet, Split <i>Faculty of Chemistry and Technology, Split</i>	20	20	27	27	10	10	28	28	35	35
Tekstilno-tehnološki fakultet, Zagreb <i>Faculty of Textile Technology, Zagreb</i>	68	68	73	73	104	104	46	46	47	47
Pomorski fakultet, Rijeka <i>Faculty of Maritime Studies, Rijeka</i>	91	60	109	78	90	49	98	64	69	47
Pomorski fakultet, Split <i>Faculty of Maritime Studies, Split</i>	166	66	159	61	222	99	132	66	102	40
Medicinski fakultet, Osijek <i>Faculty of Medicine, Osijek</i>	-	-	46	9	34	33	78	78	69	69
Medicinski fakultet, Rijeka <i>Faculty of Medicine, Rijeka</i>	113	72	125	88	132	103	106	78	154	101
Medicinski fakultet, Split <i>Faculty of Medicine, Split</i>	92	83	95	95	102	102	101	101	102	102
Poljoprivredni fakultet, Osijek <i>Faculty of Agriculture, Osijek</i>	52	13	38	16	53	20	56	35	49	26
Šumarski fakultet, Zagreb <i>Faculty of Forestry, Zagreb</i>	-	-	-	-	-	-	4	4	23	23

**1.1. STUDENTI KOJI SU DIPLOMIRALI PREMA NAZIVU I MJESTU VISOKOG UČILIŠTA TE NAČINU STUDIRANJA OD 2006. DO 2010.**  
**GRADUATED STUDENTS, BY NAME AND LOCATION OF INSTITUTION OF HIGHER EDUCATION AND MODE OF STUDY, 2006 – 2010**

(nastavak)  
(continued)

	2006.		2007.		2008.		2009.		2010.	
	ukupno Total	redoviti Full-time	ukupno Total	redoviti Full-time	ukupno Total	redoviti Full-time	ukupno Total	redoviti Full-time	ukupno Total	redoviti Full-time
Ekonomski fakultet, Osijek <i>Faculty of Economics, Osijek</i>	183	53	297	73	395	96	299	70	303	53
Ekonomski fakultet, Rijeka <i>Faculty of Economics, Rijeka</i>	78	3	80	8	44	2	49	1	49	6
Ekonomski fakultet, Split <i>Faculty of Economics, Split</i>	280	117	318	89	374	124	549	167	548	333
Ekonomski fakultet, Zagreb <i>Faculty of Economics, Zagreb</i>	598	137	491	115	499	168	319	105	320	87
Fakultet ekonomije i turizma, Pula <sup>2)</sup> <i>Faculty of Economics and Tourism, Pula<sup>2)</sup></i>	24	5	-	-	-	-	-	-	-	-
Fakultet za menadžment u turizmu i ugostiteljstvu, Opatija <i>Faculty of Tourism and Hospitality Management, Opatija</i>	194	46	147	33	171	61	243	53	240	60
Fakultet organizacije i informatike, Varaždin <i>Faculty of Organisation and Informatics, Varaždin</i>	79	21	111	19	110	13	89	9	114	3
Pravni fakultet, Osijek <i>Faculty of Law, Osijek</i>	37	28	49	34	62	30	92	31	82	44
Pravni fakultet, Rijeka <i>Faculty of Law, Rijeka</i>	-	-	-	-	3	2	19	11	16	3
Pravni fakultet, Split <i>Faculty of Law, Split</i>	68	17	85	26	102	20	211	43	174	48
Filozofski fakultet, Rijeka <i>Faculty of Philosophy, Rijeka</i>	5	2	1	1	1	-	1	1	-	-
Filozofski fakultet, Split <i>Faculty of Philosophy, Split</i>	81	50	82	49	64	46	78	67	77	64
Učiteljski fakultet, Osijek <sup>3)</sup> <i>Faculty of Teacher Education, Osijek<sup>3)</sup></i>	-	-	137	121	185	183	127	127	101	98
Učiteljski fakultet, Rijeka <sup>3)</sup> <i>Faculty of Teacher Education, Rijeka<sup>3)</sup></i>	-	-	112	81	154	106	23	23	114	71
Učiteljski fakultet, Zagreb <sup>3)</sup> <i>Faculty of Teacher Education, Zagreb<sup>3)</sup></i>	-	-	827	534	724	465	685	426	454	256
Kineziološki fakultet, Zagreb <i>Faculty of Kinesiology, Zagreb</i>	45	2	33	1	45	2	68	3	-	-
Stručni odjel Sveučilišta u Dubrovniku <i>Professional Department of University of Dubrovnik</i>	227	71	277	81	269	62	68	11	132	8
Stručni odjeli Sveučilišta u Puli <sup>4)</sup> <i>Professional Department of University of Pula<sup>4)</sup></i>	-	-	135	75	104	54	104	52	27	5
Sveučilišni studijski centar za stručne studije, Split <i>University Department for Professional Courses of Study, Split</i>	862	172	1 138	190	873	135	572	98	571	112
Stručni odjel Sveučilišta u Zadru <i>Professional Department of University of Zadar</i>	158	94	132	103	106	78	73	62	172	97
Katolički bogoslovni fakultet, Zagreb – Institut za teološku kulturu <i>Catholic Theological Faculty, Zagreb – Institute for Theological Culture</i>	45	39	13	10	24	16	18	16	36	29
Visoka vjeroučiteljska škola, Maruševec – adventistička <i>Catechetical School, Maruševec – Adventist</i>	-	-	-	-	-	-	-	-	14	-
<b>Sveučilišni studij</b> <i>University study</i>	<b>10 382</b>	<b>8 121</b>	<b>10 752</b>	<b>8 373</b>	<b>14 960</b>	<b>12 517</b>	<b>19 785</b>	<b>16 956</b>	<b>22 041</b>	<b>18 903</b>
Prirodoslovno-matematički fakultet – Matematički odjel, Zagreb <i>Faculty of Science, Department of Mathematics, Zagreb</i>	85	85	122	122	296	296	373	373	399	399
Prirodoslovno-matematički fakultet, Zagreb <i>Faculty of Science, Zagreb</i>	370	370	357	357	497	497	666	666	582	582
Prirodoslovno-matematički fakultet, Split <sup>5)</sup> <i>Faculty of Science, Split<sup>5)</sup></i>	-	-	-	-	77	77	124	124	139	139
Odjel za matematiku Sveučilišta u Osijeku <i>Department of Mathematics of University of Osijek</i>	38	38	66	66	70	70	70	70	83	83
Odjel za biologiju Sveučilišta u Osijeku <i>Department of Biology of University of Osijek</i>	23	23	38	38	49	49	49	49	64	64
Odjel za fiziku Sveučilišta u Osijeku <i>Department of Physics of University of Osijek</i>	-	-	14	14	13	13	31	31	21	21
Odjel za kemiju Sveučilišta u Osijeku <i>Department of Chemistry of University of Osijek</i>	-	-	-	-	-	-	-	-	4	4
Odjel za matematiku Sveučilišta u Rijeci <i>Department of Mathematics of University of Rijeka</i>	-	-	-	-	2	2	8	8	18	18
Odjel za fiziku Sveučilišta u Rijeci <i>Department of Physics of University of Rijeka</i>	-	-	-	-	2	2	8	8	4	4

3) Do 2007. u Visokim školama

4) Nastali 2007. spajanjem Visoke učiteljske škole, Pula, i Fakulteta ekonomije i turizma, Pula

5) Nastali 2008. podjelom Fakulteta prirodoslovno-matematičkih znanosti i kineziologije, Split

3) Until 2007, in Schools of higher education

4) Created in 2007 by merging of the Teachers' School of Professional Higher Education, Pula and the Faculty of Economics and Tourism, Pula

5) Created in 2008 by dividing of the Faculty of Science and Kinesiology, Split

**1.1. STUDENTI KOJI SU DIPLOMIRALI PREMA NAZIVU I MJESTU VISOKOG UČILIŠTA TE NAČINU STUDIRANJA OD 2006. DO 2010.**  
**GRADUATED STUDENTS, BY NAME AND LOCATION OF INSTITUTION OF HIGHER EDUCATION AND MODE OF STUDY, 2006 – 2010**

(nastavak)  
(continued)

	2006.		2007.		2008.		2009.		2010.	
	ukupno Total	redoviti Full-time	ukupno Total	redoviti Full-time	ukupno Total	redoviti Full-time	ukupno Total	redoviti Full-time	ukupno Total	redoviti Full-time
Odjel za informatiku Sveučilišta u Rijeci <i>Department of Informatics of University of Rijeka</i>	-	-	-	-	9	9	13	13	25	25
Arhitektonski fakultet, Zagreb <i>Faculty of Architecture, Zagreb</i>	158	158	125	125	66	66	179	179	268	268
Građevinski fakultet, Osijek <i>Faculty of Civil Engineering, Osijek</i>	38	38	41	41	51	51	135	133	122	122
Građevinski fakultet, Rijeka <i>Faculty of Civil Engineering, Rijeka</i>	71	71	71	71	68	68	113	113	148	148
Građevinski fakultet, Zagreb <i>Faculty of Civil Engineering, Zagreb</i>	111	111	111	111	233	233	348	348	436	436
Građevinsko-arhitektonski fakultet, Split <i>Faculty of Civil Engineering and Architecture, Split</i>	59	59	39	39	65	65	73	73	40	40
Geodetski fakultet, Zagreb <i>Faculty of Geodesy, Zagreb</i>	63	59	46	40	119	107	177	166	177	171
Geotehnički fakultet, Varaždin <i>Faculty of Geotechnical Engineering, Varaždin</i>	26	26	25	25	38	38	47	47	53	53
Grafički fakultet, Zagreb <i>Faculty of Graphic Arts, Zagreb</i>	94	89	76	73	103	101	204	199	198	196
Strojarski fakultet, Slavonski Brod <i>Faculty of Mechanical Engineering, Slavonski Brod</i>	31	24	43	27	33	30	66	45	89	73
Fakultet strojarstva i brodogradnje, Zagreb <i>Faculty of Mechanical Engineering and Naval Architecture, Zagreb</i>	106	106	157	157	317	317	377	377	302	302
Tehnički fakultet, Rijeka <i>Faculty of Engineering, Rijeka</i>	81	81	88	88	139	139	198	197	242	242
Fakultet elektrotehnike, strojarstva i brodogradnje, Split <i>Faculty of Electrical Engineering, Mechanical Engineering and Naval Architecture, Split</i>	131	131	182	182	304	304	362	362	382	382
Elektrotehnički fakultet, Osijek <i>Faculty of Electrical Engineering, Osijek</i>	83	72	77	76	218	212	257	235	264	245
Fakultet elektrotehnike i računarstva, Zagreb <i>Faculty of Electrical Engineering and Computing, Zagreb</i>	466	466	456	456	875	875	1 137	1 137	345	345
Fakultet prometnih znanosti, Zagreb <i>Faculty of Transport and Traffic Engineering, Zagreb</i>	472	239	579	293	575	305	663	390	641	362
Rudarsko-geološko-naftni fakultet, Zagreb <i>Faculty of Mining, Geology and Petroleum Engineering, Zagreb</i>	56	56	50	50	59	59	94	94	121	121
Metalurški fakultet, Sisak <i>Faculty of Metallurgy, Sisak</i>	6	6	6	6	9	9	7	7	11	11
Kemijsko-tehnološki fakultet, Split <i>Faculty of Chemistry and Technology, Split</i>	6	6	14	14	20	20	46	46	67	67
Fakultet kemijskog inženjerstva i tehnologije, Zagreb <i>Faculty of Chemical Engineering and Technology, Zagreb</i>	62	62	55	55	106	106	143	143	200	200
Tekstilno-tehnološki fakultet, Zagreb <i>Faculty of Textile Technology, Zagreb</i>	54	54	27	27	49	49	201	201	132	132
Pomorski fakultet, Rijeka <i>Faculty of Maritime Studies, Rijeka</i>	48	41	47	39	65	52	293	218	252	196
Pomorski fakultet, Split <i>Faculty of Maritime Studies, Split</i>	8	8	12	12	21	21	86	75	112	87
Sveučilišni studijski centar za studije mora, Split <i>University Department for Maritime Studies, Split</i>	26	26	33	33	23	23	13	13	45	45
Medicinski fakultet, Osijek <i>Faculty of Medicine, Osijek</i>	65	65	50	50	44	44	56	56	58	58
Medicinski fakultet, Rijeka <i>Faculty of Medicine, Rijeka</i>	118	118	118	118	155	155	187	187	195	195
Medicinski fakultet, Split <i>Faculty of Medicine, Split</i>	46	46	51	51	40	40	45	45	58	58
Medicinski fakultet, Zagreb <i>Faculty of Medicine, Zagreb</i>	222	222	248	248	233	233	219	219	242	242
Stomatološki fakultet, Zagreb <i>Faculty of Dental Medicine, Zagreb</i>	71	71	99	99	113	113	95	95	89	89
Farmaceutsko-biokemijski fakultet, Zagreb <i>Faculty of Pharmacy and Biochemistry, Zagreb</i>	162	162	123	123	124	124	160	160	220	220
Veterinarski fakultet, Zagreb <i>Faculty of Veterinary Medicine, Zagreb</i>	110	110	92	92	119	119	81	81	104	104
Prehrambeno-tehnološki fakultet, Osijek <i>Faculty of Food Technology, Osijek</i>	39	39	53	53	82	82	100	100	103	103
Prehrambeno-biotehnološki fakultet, Zagreb <i>Faculty of Food Technology and Biotechnology, Zagreb</i>	137	137	160	160	149	149	129	129	136	136
Poljoprivredni fakultet, Osijek <i>Faculty of Agriculture, Osijek</i>	55	40	55	45	105	89	115	108	164	125
Međusveučilišni studij mediteranske poljoprivrede, Split <i>Interuniversity Study of Mediterranean Agriculture, Split</i>	-	-	-	-	-	-	15	15	20	20
Agronomski fakultet, Zagreb <i>Faculty of Agriculture, Zagreb</i>	195	195	226	226	308	308	299	299	417	417
Šumarski fakultet, Zagreb <i>Faculty of Forestry, Zagreb</i>	95	95	117	117	94	94	121	121	233	233

**1.1. STUDENTI KOJI SU DIPLOMIRALI PREMA NAZIVU I MJESTU VISOKOG UČILIŠTA TE NAČINU STUDIRANJA OD 2006. DO 2010.**  
**GRADUATED STUDENTS, BY NAME AND LOCATION OF INSTITUTION OF HIGHER EDUCATION AND MODE OF STUDY, 2006 – 2010**

(nastavak)  
(continued)

	2006.		2007.		2008.		2009.		2010.	
	ukupno Total	redoviti Full-time	ukupno Total	redoviti Full-time	ukupno Total	redoviti Full-time	ukupno Total	redoviti Full-time	ukupno Total	redoviti Full-time
Ekonomski fakultet, Osijek <i>Faculty of Economics, Osijek</i>	379	185	316	186	576	394	663	469	847	624
Ekonomski fakultet, Rijeka <i>Faculty of Economics, Rijeka</i>	332	202	345	219	349	209	945	646	1 232	790
Ekonomski fakultet, Split <i>Faculty of Economics, Split</i>	290	183	260	120	558	399	666	539	688	580
Ekonomski fakultet, Zagreb <i>Faculty of Economics, zagreb</i>	975	629	1 002	656	1 231	889	1 875	1 490	2 093	1 803
Fakultet ekonomije i turizma, Pula <sup>6)</sup> <i>Faculty of Economics and Tourism, Pula<sup>6)</sup></i>	96	65	-	-	-	-	-	-	-	-
Fakultet za menadžment u turizmu i ugostiteljstvu, Opatija <i>Faculty of Tourism and Hospitality Management, Opatija</i>	375	129	397	163	470	195	842	469	1 084	624
Fakultet organizacije i informatike, Varaždin <i>Faculty of Organisation and Informatics, Varaždin</i>	102	51	100	68	214	163	250	199	444	297
Pravni fakultet, Osijek <i>Faculty of Law, Osijek</i>	264	82	263	78	276	90	287	100	376	166
Pravni fakultet, Rijeka <i>Faculty of Law, Rijeka</i>	128	91	140	95	146	92	149	106	146	107
Pravni fakultet, Split <i>Faculty of Law, Split</i>	226	109	221	73	169	53	156	59	215	56
Pravni fakultet, Zagreb <i>Faculty of Law, Zagreb</i>	534	277	619	304	577	277	630	301	582	349
Fakultet političkih znanosti, Zagreb <i>Faculty of Political Sciences, Zagreb</i>	332	219	345	201	429	298	608	468	800	634
Filozofski fakultet, Osijek <i>Faculty of Philosophy, Osijek</i>	169	150	150	141	443	437	495	495	494	494
Filozofski fakultet, Pula <sup>6)</sup> <i>Faculty of Philosophy, Pula<sup>6)</sup></i>	48	44	-	-	-	-	-	-	-	-
Filozofski fakultet, Rijeka <i>Faculty of Philosophy, Rijeka</i>	157	157	194	194	332	332	392	390	410	410
Filozofski fakultet, Split <i>Faculty of Philosophy, Split</i>	100	96	126	103	192	166	289	287	352	352
Filozofski fakultet, Zagreb <i>Faculty of Humanities and Social Sciences, Zagreb</i>	586	552	497	468	1 162	1 113	1 252	1 217	1 072	1 072
Hrvatski studiji, Zagreb <i>Croatian Studies, Zagreb</i>	206	206	201	201	205	205	427	427	491	491
Učiteljski fakultet, Osijek <i>Faculty of Teacher Education, Osijek</i>	-	-	-	-	-	-	-	-	71	71
Učiteljski fakultet, Rijeka <i>Faculty of Teacher Education, Rijeka</i>	-	-	-	-	-	-	-	-	46	46
Učiteljski fakultet, Zagreb <i>Faculty of Teacher Education, Zagreb</i>	-	-	-	-	-	-	-	-	154	154
Fakultet prirodoslovno-matematičkih znanosti i kineziologije, Split <i>Faculty of Natural Sciences, Mathematics and Kinesiology, Split</i>	72	72	101	101	-	-	-	-	-	-
Sveučilišni odjeli Sveučilišta u Dubrovniku <i>University Department of University of Dubrovnik</i>	151	96	191	127	305	266	246	203	240	198
Sveučilišni odjeli Sveučilišta u Puli <sup>7)</sup> <i>University Departments of University of Pula<sup>7)</sup></i>	-	-	176	133	180	156	271	243	282	230
Sveučilišni odjeli Sveučilišta u Zadru <i>University Departments of University of Zadar</i>	328	312	299	277	288	269	348	334	1 046	948
Edukacijsko-rehabilitacijski fakultet, Zagreb <i>Faculty of Special Education and Rehabilitation, Zagreb</i>	128	111	106	103	211	208	256	212	221	197
Kineziološki fakultet, Split <sup>6)</sup> <i>Faculty of Kinesiology, Split<sup>6)</sup></i>	-	-	-	-	141	141	119	118	139	139
Kineziološki fakultet, Zagreb <i>Faculty of Kinesiology, Zagreb</i>	123	123	124	124	134	134	190	185	198	198
Katolički bogoslovni fakultet, Đakovo <i>Catholic Theological Faculty, Đakovo</i>	-	-	27	27	23	23	25	25	35	35
Katolički bogoslovni fakultet, Split <i>Catholic Theological Faculty, Split</i>	28	28	18	18	32	32	55	55	69	69
Katolički bogoslovni fakultet, Zagreb, i studij <i>Catholic Theological Faculty, Zagreb and Department</i>	69	69	90	90	74	74	72	72	90	90
Instituti Katoličkoga bogoslovnog fakulteta, Zagreb <i>Institutes of Catholic Theological Faculty, Zagreb</i>	54	40	44	36	41	37	46	46	51	51
Filozofski fakultet Družbe Isusove, Zagreb <i>Faculty of Philosophy of the Society of Jesus, Zagreb</i>	36	31	45	42	45	38	39	37	30	27
Filozofsko-teološki institut Družbe Isusove, Zagreb <i>Institute of Philosophy of the society of Jesus, Zagreb</i>	5	5	6	6	10	10	9	9	14	14
Teološki fakultet Maruševec – adventistički <i>Faculty of Theology, Maruševec – Adventist</i>	2	2	-	-	10	2	-	-	4	4

6) Od 2007. Sveučilišni odjeli Sveučilišta u Puli

7) Nastali 2007. spajanjem Fakulteta ekonomije i turizma, Pula, i Filozofskog fakulteta, Pula

6) Since 2007, Professional Departments of the University of Pula

7) Created in 2007 by merging of the Faculty of Economics and Tourism, Pula and the Faculty of Philosophy, Pula

### 1.1. STUDENTI KOJI SU DIPLOMIRALI PREMA NAZIVU I MJESTU VISOKOG UČILIŠTA TE NAČINU STUDIRANJA OD 2006. DO 2010.

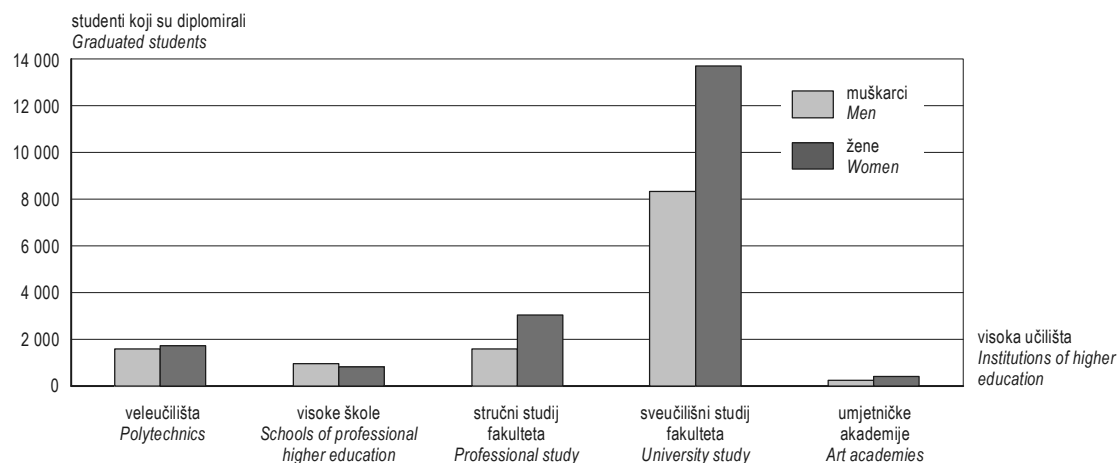
GRADUATED STUDENTS, BY NAME AND LOCATION OF INSTITUTION OF HIGHER EDUCATION AND MODE OF STUDY, 2006 – 2010

(nastavak)  
(continued)

	2006.		2007.		2008.		2009.		2010.	
	ukupno Total	redoviti Full-time	ukupno Total	redoviti Full-time	ukupno Total	redoviti Full-time	ukupno Total	redoviti Full-time	ukupno Total	redoviti Full-time
Umjetničke akademije Art academies	265	265	288	288	366	366	466	466	638	638
Muzička akademija, Zagreb Academy of Music, Zagreb	99	99	106	106	108	108	125	125	215	215
Akademija likovnih umjetnosti, Zagreb Academy of Fine Arts, Zagreb	50	50	60	60	81	81	100	100	134	134
Umjetnička akademija, Osijek Arts Academy, Osijek	15	15	14	14	24	24	22	22	54	54
Umjetnička akademija, Split Arts Academy, Split	59	59	39	39	79	79	99	99	105	105
Akademija dramske umjetnosti, Zagreb Academy of Dramatic Arts, Zagreb	24	24	22	22	50	50	32	32	49	49
Akademija primijenjenih umjetnosti, Rijeka Academy of Applied Arts, Rijeka	18	18	47	47	24	24	88	88	81	81

### G-5. STUDENTI KOJI SU DIPLOMIRALI PREMA SKUPINAMA VISOKIH UČILIŠTA I SPOLU U 2010.

GRADUATED STUDENTS, BY GROUPS OF INSTITUTIONS OF HIGHER EDUCATION AND SEX, 2010



**1.2. STUDENTI KOJI SU DIPLOMIRALI PREMA NAZIVU I MJESTU VISOKOG UČILIŠTA TE NAČINU STUDIRANJA I SPOLU U 2010.**  
**GRADUATED STUDENTS, BY NAME AND LOCATION OF INSTITUTION OF HIGHER EDUCATION, MODE OF STUDY AND SEX, 2010**

	Ukupno Total			Način studiranja Mode of study			
	svega All	muškarci Men	žene Women	redoviti Full-time			izvanredni Part-time
				svega All	uz subvenciju troškova školarine Subsidised tuition fees	sami plaćaju školarinu Self-financing tuition fees	
Visoka učilišta <i>Institutions of higher education</i>	32 378	12 699	19 679	24 351	16 447	7 904	8 027
Veleučilišta <i>Polytechnics</i>	3 310	1 590	1 720	1 800	980	820	1 510
Veleučilište Nikola Tesla u Gospiću <i>Polytechnic Nikola Tesla in Gospić</i>	61	15	46	35	29	6	26
Veleučilište u Karlovcu <i>Polytechnic in Karlovac</i>	265	148	117	138	112	26	127
Veleučilište u Kninu <i>Polytechnic in Knin</i>	27	10	17	17	14	3	10
Veleučilište u Požegi <i>Polytechnic in Požega</i>	226	61	165	137	94	43	89
Veleučilište u Rijeci <i>Polytechnic in Rijeka</i>	447	218	229	168	104	64	279
Veleučilište u Slavonskom Brodu <i>Polytechnic in Slavonski Brod</i>	117	46	71	71	46	25	46
Veleučilište u Šibeniku <i>Polytechnic in Šibenik</i>	203	78	125	115	82	33	88
Veleučilište u Varaždinu <i>Polytechnic in Varaždin</i>	136	115	21	97	63	34	39
Veleučilište u Velikoj Gorici <i>Polytechnic in Velika Gorica</i>	193	153	40	73	-	73	120
Veleučilište Lavoslav Ružička u Vukovaru <i>Polytechnic Lavoslav Ružička in Vukovar</i>	144	53	91	106	71	35	38
Društveno veleučilište, Zagreb <i>Social Polytechnic in Zagreb</i>	314	104	210	80	37	43	234
Tehničko veleučilište, Zagreb <i>Technical Polytechnic in Zagreb</i>	429	352	77	171	89	82	258
Zdravstveno veleučilište, Zagreb <i>School of Medical Studies in Zagreb</i>	525	114	411	408	239	169	117
Veleučilište Vern, Zagreb <i>Polytechnic Vern, Zagreb</i>	223	123	100	184	-	184	39
Visoke škole <i>Schools of professional higher education</i>	1 768	953	815	824	97	727	944
Visoka tehnička škola, Pula <i>Polytechnic of Pula</i>	40	34	6	19	-	19	21
Visoka škola za sigurnost, Zagreb <i>School of Professional Higher Education in Safety, Zagreb</i>	278	213	65	-	-	-	278
Visoko gospodarsko učilište, Križevci <i>School of Professional Higher Education in Agriculture, Križevci</i>	87	51	36	51	36	15	36
Američka visoka škola za management i tehnologiju, Dubrovnik <i>American College of Management and Technology, Dubrovnik</i>	119	63	56	119	-	119	-
Visoka poslovna škola, Višnjan <i>Business School, Višnjan</i>	17	10	7	12	-	12	5
Zagrebačka škola za menadžment, Zagreb <i>Zagreb School of Management, Zagreb</i>	91	33	58	64	-	64	27
Visoka škola za poslovanje i upravljanje, Zaprešić <i>School of Professional Higher Education for Business and Management, Zaprešić</i>	386	143	243	164	-	164	222
Zagrebačka škola ekonomije i managementa, Zagreb <i>Zagreb School of Economics and Management, Zagreb</i>	166	75	91	147	-	147	19
Visoka škola tržišnih komunikacija Agora, Zagreb <i>College of Market Communications Agora, Zagreb</i>	32	9	23	32	-	32	-
Visoka poslovna škola Libertas, Zagreb <i>Libertas Business College, Zagreb</i>	150	73	77	84	-	84	66
Visoka poslovna škola Utilus, Zagreb <i>Business School for Tourism and Hotel Management Utilus, Zagreb</i>	12	5	7	10	-	10	2
RRIF Visoka škola za financijski menadžment, Zagreb <i>RRIF School of Professional Higher Education for Financial Management, Zagreb</i>	30	8	22	8	-	8	22
Međunarodna diplomatska škola za poslovno upravljanje, Zagreb <i>International Graduate Business School, Zagreb</i>	5	3	2	5	-	5	-
Visoka poslovna škola Zagreb, Zagreb <i>Business School of Professional Higher Education Zagreb, Zagreb</i>	50	14	36	19	-	19	31

**1.2. STUDENTI KOJI SU DIPLOMIRALI PREMA NAZIVU I MJESTU VISOKOG UČILIŠTA TE NAČINU STUDIRANJA I SPOLU U 2010.**  
**GRADUATED STUDENTS, BY NAME AND LOCATION OF INSTITUTION OF HIGHER EDUCATION, MODE OF STUDY AND SEX, 2010**

(nastavak)  
 (continued)

	Ukupno Total			Način studiranja Mode of study			
	svega All	muškarci Men	žene Women	redoviti Full-time			izvanredni Part-time
				svega All	uz subvenciju troškova školarine Subsidised tuition fees	sami plaćaju školarinu Self-financing tuition fees	
Visoka škola za menadžment u turizmu i informatici, Virovitica <i>School of Professional Higher Education for Management in Tourism and Informatics, Virovitica</i>	73	37	36	46	29	17	27
Visoka policijska škola, Zagreb <i>Police Academy, Zagreb</i>	209	170	39	32	32	-	177
Visoko evanđeosko teološko učilište, Osijek <i>Evangelical Theological Seminary, Osijek</i>	23	12	11	12	-	12	11
<b>Fakulteti Faculties</b>	<b>26 662</b>	<b>9 914</b>	<b>16 748</b>	<b>21 089</b>	<b>14 869</b>	<b>6 220</b>	<b>5 573</b>
<b>Stručni studij Professional study</b>	<b>4 621</b>	<b>1 577</b>	<b>3 044</b>	<b>2 186</b>	<b>1 199</b>	<b>987</b>	<b>2 435</b>
Građevinski fakultet, Osijek <i>Faculty of Civil Engineering, Osijek</i>	41	30	11	23	20	3	18
Građevinski fakultet, Rijeka <i>Faculty of Civil Engineering, Rijeka</i>	56	42	14	19	15	4	37
Građevinsko-arhitektonski fakultet, Split <i>Faculty of Civil Engineering and Architecture, Split</i>	37	27	10	37	7	30	-
Strojarski fakultet, Slavonski Brod <i>Faculty of Mechanical Engineering, Slavonski Brod</i>	9	7	2	5	5	-	4
Tehnički fakultet, Rijeka <i>Faculty of Engineering, Rijeka</i>	79	77	2	50	42	8	29
Fakultet elektrotehnike, strojarstva i brodogradnje, Split <i>Faculty of Electrical Engineering, Mechanical Engineering and Naval Architecture, Split</i>	89	86	3	89	41	48	-
Elektrotehnički fakultet, Osijek <i>Faculty of Electrical Engineering, Osijek</i>	116	111	5	96	70	26	20
Kemijsko-tehnološki fakultet, Split <i>Faculty of Chemistry and Technology, Split</i>	35	6	29	35	25	10	-
Tekstilno-tehnološki fakultet, Zagreb <i>Faculty of Textile Technology, Zagreb</i>	47	2	45	47	40	7	-
Pomorski fakultet, Rijeka <i>Faculty of Maritime Studies, Rijeka</i>	69	63	6	47	32	15	22
Pomorski fakultet, Split <i>Faculty of Maritime Studies, Split</i>	102	88	14	40	27	13	62
Medicinski fakultet, Osijek <i>Faculty of Medicine, Osijek</i>	69	14	55	69	32	37	-
Medicinski fakultet, Rijeka <i>Faculty of Medicine, Rijeka</i>	154	25	129	101	62	39	53
Medicinski fakultet, Split <i>Faculty of Medicine, Split</i>	102	19	83	102	29	73	-
Poljoprivredni fakultet, Osijek <i>Faculty of Agriculture, Osijek</i>	49	28	21	26	26	-	23
Šumarski fakultet, Zagreb <i>Faculty of Forestry, Zagreb</i>	23	18	5	23	-	23	-
Ekonomski fakultet, Osijek <i>Faculty of Economics, Osijek</i>	303	76	227	53	20	33	250
Ekonomski fakultet, Rijeka <i>Faculty of Economics, Rijeka</i>	49	10	39	6	2	4	43
Ekonomski fakultet, Split <i>Faculty of Economics, Split</i>	548	154	394	333	150	183	215
Ekonomski fakultet, Zagreb <i>Faculty of Economics, Zagreb</i>	320	95	225	87	23	64	233
Fakultet za menadžment u turizmu i ugostiteljstvu, Opatija <i>Faculty of Tourism and Hospitality Management, Opatija</i>	240	112	128	60	32	28	180
Fakultet organizacije i informatike, Varaždin <i>Faculty of Organisation and Informatics, Varaždin</i>	114	86	28	3	-	3	111
Pravni fakultet, Osijek <i>Faculty of Law, Osijek</i>	82	17	65	44	23	21	38
Pravni fakultet, Rijeka <i>Faculty of Law, Rijeka</i>	16	4	12	3	2	1	13
Pravni fakultet, Split <i>Faculty of Law, Split</i>	174	45	129	48	30	18	126
Filozofski fakultet, Split <i>Faculty of Philosophy, Split</i>	77	-	77	64	38	26	13

**1.2. STUDENTI KOJI SU DIPLOMIRALI PREMA NAZIVU I MJESTU VISOKOG UČILIŠTA TE NAČINU STUDIRANJA I SPOLU U 2010.**  
**GRADUATED STUDENTS, BY NAME AND LOCATION OF INSTITUTION OF HIGHER EDUCATION, MODE OF STUDY AND SEX, 2010**

(nastavak)  
(continued)

	Ukupno Total			Način studiranja Mode of study			
	svega All	muškarci Men	žene Women	redoviti Full-time			izvanredni Part-time
				svega All	uz subvenciju troškova školarine Subsidised tuition fees	sami plaćaju školarinu Self-financing tuition fees	
Učiteljski fakultet, Osijek <i>Faculty of Teacher Education, Osijek</i>	101	3	98	98	63	35	3
Učiteljski fakultet, Rijeka <i>Faculty of Teacher Education, Rijeka</i>	114	5	109	71	38	33	43
Učiteljski fakultet, Zagreb <i>Faculty of Teacher Education, Zagreb</i>	454	24	430	256	159	97	198
Stručni odjeli Sveučilišta u Dubrovniku <i>Professional Department of University of Dubrovnik</i>	132	61	71	8	6	2	124
Stručni odjeli Sveučilišta u Puli <i>Professional Departments of University of Pula</i>	27	2	25	5	3	2	22
Sveučilišni studijski centar za stručne studije, Split <i>University Department for Professional Courses of Study, Split</i>	571	218	353	112	52	60	459
Stručni odjeli Sveučilišta u Zadru <i>Professional Department of University of Zadar</i>	172	11	161	97	56	41	75
Katolički bogoslovni fakultet, Zagreb – Institut za teološku kulturu <i>Catholic Theological Faculty, Zagreb – Institute for Theological Culture</i>	36	8	28	29	29	-	7
Visoka vjeroučiteljska škola, Maruševec – adventistička <i>Catechetical School, Maruševec – Adventist</i>	14	3	11	-	-	-	14
Sveučilišni studij <i>University study</i>	22 041	8 337	13 704	18 903	13 670	5 233	3 138
Prirodoslovno-matematički fakultet – Matematički odjel, Zagreb <i>Faculty of Science, Department of Mathematics, Zagreb</i>	399	135	264	399	365	34	-
Prirodoslovno-matematički fakultet, Zagreb <i>Faculty of Science, Zagreb</i>	582	167	415	582	545	37	-
Prirodoslovno-matematički fakultet, Split <i>Faculty of Science, Split</i>	139	56	83	139	136	3	-
Odjel za matematiku Sveučilišta u Osijeku <i>Department of Mathematics of University of Osijek</i>	83	24	59	83	71	12	-
Odjel za biologiju Sveučilišta u Osijeku <i>Department of Biology of University of Osijek</i>	64	12	52	64	43	21	-
Odjel za fiziku Sveučilišta u Osijeku <i>Department of Physics of University of Osijek</i>	21	15	6	21	13	8	-
Odjel za kemiju Sveučilišta u Osijeku <i>Department of Chemistry of University of Osijek</i>	4	-	4	4	4	-	-
Odjel za matematiku Sveučilišta u Rijeci <i>Department of Mathematics of University of Rijeka</i>	18	1	17	18	18	-	-
Odjel za fiziku Sveučilišta u Rijeci <i>Department of Physics of University of Rijeka</i>	4	-	4	4	4	-	-
Odjel za informatiku Sveučilišta u Rijeci <i>Department of Informatics of University of Rijeka</i>	25	14	11	25	24	1	-
Arhitektonski fakultet, Zagreb <i>Faculty of Architecture, Zagreb</i>	268	88	180	268	207	61	-
Građevinski fakultet, Osijek <i>Faculty of Civil Engineering, Osijek</i>	122	75	47	122	103	19	-
Građevinski fakultet, Rijeka <i>Faculty of Civil Engineering, Rijeka</i>	148	82	66	148	125	23	-
Građevinski fakultet, Zagreb <i>Faculty of Civil Engineering, Zagreb</i>	436	333	103	436	223	213	-
Građevinsko-arhitektonski fakultet, Split <i>Faculty of Civil Engineering and Architecture, Split</i>	40	22	18	40	34	6	-
Geodetski fakultet, Zagreb <i>Faculty of Geodesy, Zagreb</i>	177	121	56	171	143	28	6
Geotehnički fakultet, Varaždin <i>Faculty of Geotechnical Engineering, Varaždin</i>	53	39	14	53	53	-	-
Grafički fakultet, Zagreb <i>Faculty of Graphic Arts, Zagreb</i>	198	62	136	196	172	24	2
Strojarski fakultet, Slavonski Brod <i>Faculty of Mechanical Engineering, Slavonski Brod</i>	89	77	12	73	73	-	16
Fakultet strojarstva i brodogradnje, Zagreb <i>Faculty of Mechanical Engineering and Naval Architecture, Zagreb</i>	302	268	34	302	291	11	-
Tehnički fakultet, Rijeka <i>Faculty of Engineering, Rijeka</i>	242	217	25	242	198	44	-
Fakultet elektrotehnike, strojarstva i brodogradnje, Split <i>Faculty of Electrical Engineering, Mechanical Engineering and Naval Architecture, Split</i>	382	293	89	382	328	54	-
Elektrotehnički fakultet, Osijek <i>Faculty of Electrical Engineering, Osijek</i>	264	235	29	245	220	25	19

**1.2. STUDENTI KOJI SU DIPLOMIRALI PREMA NAZIVU I MJESTU VISOKOG UČILIŠTA TE NAČINU STUDIRANJA I SPOLU U 2010.**  
**GRADUATED STUDENTS, BY NAME AND LOCATION OF INSTITUTION OF HIGHER EDUCATION, MODE OF STUDY AND SEX, 2010**

(nastavak)  
(continued)

	Ukupno Total			Način studiranja Mode of study			
	svega All	muškarci Men	žene Women	redoviti Full-time			izvanredni Part-time
				svega All	uz subvenciju troškova školarine Subsidised tuition fees	sami plaćaju školarinu Self-financing tuition fees	
Fakultet elektrotehnike i računarstva, Zagreb <i>Faculty of Electrical Engineering and Computing, Zagreb</i>	345	306	39	345	194	151	-
Fakultet prometnih znanosti, Zagreb <i>Faculty of Transport and Traffic Engineering, Zagreb</i>	641	510	131	362	214	148	279
Rudarsko-geološko-naftni fakultet, Zagreb <i>Faculty of Mining, Geology and Petroleum Engineering, Zagreb</i>	121	87	34	121	118	3	-
Metalurški fakultet, Sisak <i>Faculty of Metallurgy, Sisak</i>	11	6	5	11	11	-	-
Kemijско-tehnološki fakultet, Split <i>Faculty of Chemistry and Technology, Split</i>	67	12	55	67	50	17	-
Fakultet kemijskog inženjerstva i tehnologije, Zagreb <i>Faculty of Chemical Engineering and Technology, Zagreb</i>	200	50	150	200	163	37	-
Tekstilno-tehnološki fakultet, Zagreb <i>Faculty of Textile Technology, Zagreb</i>	132	10	122	132	105	27	-
Pomorski fakultet, Rijeka <i>Faculty of Maritime Studies, Rijeka</i>	252	154	98	196	156	40	56
Pomorski fakultet, Split <i>Faculty of Maritime Studies, Split</i>	112	75	37	87	72	15	25
Sveučilišni studijski centar za studije mora, Split <i>University Department for Maritime Studies, Split</i>	45	13	32	45	42	3	-
Medicinski fakultet, Osijek <i>Faculty of Medicine, Osijek</i>	58	22	36	58	47	11	-
Medicinski fakultet, Rijeka <i>Faculty of Medicine, Rijeka</i>	195	64	131	195	145	50	-
Medicinski fakultet, Split <i>Faculty of Medicine, Split</i>	58	19	39	58	56	2	-
Medicinski fakultet, Zagreb <i>Faculty of Medicine, Zagreb</i>	242	62	180	242	197	45	-
Stomatološki fakultet, Zagreb <i>Faculty of Dental Medicine, Zagreb</i>	89	30	59	89	48	41	-
Farmaceutsko-biokemijski fakultet, Zagreb <i>Faculty of Pharmacy and Biochemistry, Zagreb</i>	220	35	185	220	150	70	-
Veterinarski fakultet, Zagreb <i>Faculty of Veterinary Medicine, Zagreb</i>	104	45	59	104	82	22	-
Prehrambeno-tehnološki fakultet, Osijek <i>Faculty of Food Technology, Osijek</i>	103	21	82	103	100	3	-
Prehrambeno-biotehnološki fakultet, Zagreb <i>Faculty of Food Technology and Biotechnology, Zagreb</i>	136	26	110	136	131	5	-
Poljoprivredni fakultet, Osijek <i>Faculty of Agriculture, Osijek</i>	164	84	80	125	119	6	39
Međusveučilišni studij mediteranske poljoprivrede, Split <i>Interuniversity Study of Mediterranean Agriculture, Split</i>	20	12	8	20	11	9	-
Agronomski fakultet, Zagreb <i>Faculty of Agriculture, Zagreb</i>	417	157	260	417	368	49	-
Šumarski fakultet, Zagreb <i>Faculty of Forestry, Zagreb</i>	233	161	72	233	201	32	-
Ekonomski fakultet, Osijek <i>Faculty of Economics, Osijek</i>	847	303	544	624	339	285	223
Ekonomski fakultet, Rijeka <i>Faculty of Economics, Rijeka</i>	1 232	309	923	790	403	387	442
Ekonomski fakultet, Split <i>Faculty of Economics, Split</i>	688	223	465	580	349	231	108
Ekonomski fakultet, Zagreb <i>Faculty of Economics, Zagreb</i>	2 093	617	1 476	1 803	1 043	760	290
Fakultet za menadžment u turizmu i ugostiteljstvu, Opatija <i>Faculty of Tourism and Hospitality Management, Opatija</i>	1 084	286	798	624	396	228	460
Fakultet organizacije i informatike, Varaždin <i>Faculty of Organisation and Informatics, Varaždin</i>	444	345	99	297	207	90	147
Pravni fakultet, Osijek <i>Faculty of Law, Osijek</i>	376	119	257	166	113	53	210
Pravni fakultet, Rijeka <i>Faculty of Law, Rijeka</i>	146	50	96	107	78	29	39
Pravni fakultet, Split <i>Faculty of Law, Split</i>	215	84	131	56	34	22	159
Pravni fakultet, Zagreb <i>Faculty of Law, Zagreb</i>	582	121	461	349	250	99	233
Fakultet političkih znanosti, Zagreb <i>Faculty of Political Sciences, Zagreb</i>	800	270	530	634	324	310	166
Filozofski fakultet, Osijek <i>Faculty of Philosophy, Osijek</i>	494	90	404	494	352	142	-

**1.2. STUDENTI KOJI SU DIPLOMIRALI PREMA NAZIVU I MJESTU VISOKOG UČILIŠTA TE NAČINU STUDIRANJA I SPOLU U 2010.**  
**GRADUATED STUDENTS, BY NAME AND LOCATION OF INSTITUTION OF HIGHER EDUCATION, MODE OF STUDY AND SEX, 2010**

(nastavak)  
(continued)

	Ukupno Total			Način studiranja Mode of study			
	svega All	muškarci Men	žene Women	redoviti Full-time			izvanredni Part-time
				svega All	uz subvenciju troškova školarine Subsidised tuition fees	sami plaćaju školarinu Self-financing tuition fees	
Filozofski fakultet, Rijeka <i>Faculty of Philosophy, Rijeka</i>	410	67	343	410	314	96	-
Filozofski fakultet, Split <i>Faculty of Philosophy, Split</i>	352	34	318	352	250	102	-
Filozofski fakultet, Zagreb <i>Faculty of Humanities and Social Sciences, Zagreb</i>	1 072	194	878	1 072	772	300	-
Hrvatski studiji, Zagreb <i>Croatian Studies, Zagreb</i>	491	127	364	491	336	155	-
Učiteljski fakultet, Osijek <i>Faculty of Teacher Education, Osijek</i>	71	1	70	71	56	15	-
Učiteljski fakultet, Rijeka <i>Faculty of Teacher Education, Rijeka</i>	46	1	45	46	41	5	-
Učiteljski fakultet, Zagreb <i>Faculty of Teacher Education, Zagreb</i>	154	16	138	154	119	35	-
Sveučilišni odjeli Sveučilišta u Dubrovniku <i>University Departments of University of Dubrovnik</i>	240	105	135	198	151	47	42
Sveučilišni odjeli Sveučilišta u Puli <i>University Departments of University of Pula</i>	282	77	205	230	193	37	52
Sveučilišni odjeli Sveučilišta u Zadru <i>University Departments of University of Zadar</i>	1 046	225	821	948	779	169	98
Edukacijsko-rehabilitacijski fakultet, Zagreb <i>Faculty of Special Education and Rehabilitation, Zagreb</i>	221	14	207	197	98	99	24
Kineziološki fakultet, Split <i>Faculty of Kinesiology, Split</i>	139	92	47	139	106	33	-
Kineziološki fakultet, Zagreb <i>Faculty of Kinesiology, Zagreb</i>	198	140	58	198	133	65	-
Katolički bogoslovni fakultet, Đakovo <i>Catholic Theological Faculty, Đakovo</i>	35	21	14	35	35	-	-
Katolički bogoslovni fakultet, Split <i>Catholic Theological Faculty, Split</i>	69	27	42	69	64	5	-
Katolički bogoslovni fakultet, Zagreb, i studij <i>Catholic Theological Faculty, Zagreb and Department</i>	90	52	38	90	90	-	-
Instituti Katoličkoga bogoslovog fakulteta, Zagreb <i>Institutes of Catholic Theological Faculty, Zagreb</i>	51	7	44	51	51	-	-
Filozofski fakultet Družbe Isusove, Zagreb <i>Faculty of Philosophy of the Society of Jesus, Zagreb</i>	30	9	21	27	21	6	3
Filozofsko-teološki institut Družbe Isusove, Zagreb <i>Institute of Philosophy and Theology of the Society of Jesus, Zagreb</i>	14	11	3	14	-	14	-
Teološki fakultet, Maruševec – adventistički <i>Faculty of Theology, Maruševec – Adventist</i>	4	3	1	4	-	4	-
Umjetničke akademije <i>Art academies</i>	638	242	396	638	501	137	-
Muzička akademija, Zagreb <i>Academy of Music, Zagreb</i>	215	88	127	215	150	65	-
Akademija likovnih umjetnosti, Zagreb <i>Academy of Fine Arts, Zagreb</i>	134	45	89	134	103	31	-
Umjetnička akademija, Osijek <i>Arts Academy, Osijek</i>	54	27	27	54	52	2	-
Umjetnička akademija, Split <i>Arts Academy, Split</i>	105	48	57	105	90	15	-
Akademija dramske umjetnosti, Zagreb <i>Academy of Dramatic Arts, Zagreb</i>	49	18	31	49	48	1	-
Akademija primijenjene umjetnosti, Rijeka <i>Academy of Applied Arts, Rijeka</i>	81	16	65	81	58	23	-

**1.3. STUDENTI KOJI SU DIPLOMIRALI PREMA SVEUČILIŠTIMA, VRSTAMA VISOKIH UČILIŠTA, NAZIVU VISOKOG UČILIŠTA  
TE NAČINU STUDIRANJA I SPOLU U 2010.**  
GRADUATED STUDENTS BY UNIVERSITIES, TYPES OF INSTITUTIONS OF HIGHER EDUCATION, NAME OF INSTITUTION  
OF HIGHER EDUCATION, MODE OF STUDY AND SEX, 2010

	Ukupno Total			Način studiranja Mode of study			
	svega All	muškarci Men	žene Women	redoviti Full-time			izvanredni Part-time
				svega All	uz subvenciju troškova školarine Subsidised tuition fees	sami plaćaju školarinu Self-financing tuition fees	
Visoka učilišta <i>Institutions of higher education</i>	32 378	12 699	19 679	24 351	16 447	7 904	8 027
U sustavu sveučilišta <i>Within university system</i>	27 268	10 139	17 129	21 709	15 370	6 339	5 559
Sveučilište u Dubrovniku <i>University of Dubrovnik</i>	372	166	206	206	157	49	166
Fakulteti <i>Faculties</i>	372	166	206	206	157	49	166
Stručni studij <i>Professional study</i>	132	61	71	8	6	2	124
Stručni odjeli Sveučilišta u Dubrovniku <i>Professional Department of University of Dubrovnik</i>	132	61	71	8	6	2	124
Sveučilišni studij <i>University study</i>	240	105	135	198	151	47	42
Sveučilišni odjeli Sveučilišta u Dubrovniku <i>University Departments of University of Dubrovnik</i>	240	105	135	198	151	47	42
Sveučilište u Osijeku <i>University of Osijek</i>	3 619	1 412	2 207	2 756	1 999	757	863
Fakulteti <i>Faculties</i>	3 565	1 385	2 180	2 702	1 947	755	863
Stručni studij <i>Professional study</i>	770	286	484	414	259	155	356
Građevinski fakultet, Osijek <i>Faculty of Civil Engineering, Osijek</i>	41	30	11	23	20	3	18
Strojarski fakultet, Slavonski Brod <i>Faculty of Mechanical Engineering, Slavonski Brod</i>	9	7	2	5	5	-	4
Elektrotehnički fakultet, Osijek <i>Faculty of Electrical Engineering, Osijek</i>	116	111	5	96	70	26	20
Medicinski fakultet, Osijek <i>Faculty of Medicine, Osijek</i>	69	14	55	69	32	37	-
Poljoprivredni fakultet, Osijek <i>Faculty of Agriculture, Osijek</i>	49	28	21	26	26	-	23
Ekonomski fakultet, Osijek <i>Faculty of Economics, Osijek</i>	303	76	227	53	20	33	250
Pravni fakultet, Osijek <i>Faculty of Law, Osijek</i>	82	17	65	44	23	21	38
Učiteljski fakultet, Osijek <i>Faculty of Teacher Education, Osijek</i>	101	3	98	98	63	35	3
Sveučilišni studij <i>University study</i>	2 795	1 099	1 696	2 288	1 688	600	507
Odjel za matematiku Sveučilišta u Osijeku <i>Department of Mathematics of University of Osijek</i>	83	24	59	83	71	12	-
Odjel za biologiju Sveučilišta u Osijeku <i>Department of Biology of University of Osijek</i>	64	12	52	64	43	21	-
Odjel za fiziku Sveučilišta u Osijeku <i>Department of Physics of University of Osijek</i>	21	15	6	21	13	8	-
Odjel za kemiju Sveučilišta u Osijeku <i>Department of Chemistry of University of Osijek</i>	4	-	4	4	4	-	-
Građevinski fakultet, Osijek <i>Faculty of Civil Engineering, Osijek</i>	122	75	47	122	103	19	-
Strojarski fakultet, Slavonski Brod <i>Faculty of Mechanical Engineering, Slavonski Brod</i>	89	77	12	73	73	-	16
Elektrotehnički fakultet, Osijek <i>Faculty of Electrical Engineering, Osijek</i>	264	235	29	245	220	25	19

**1.3. STUDENTI KOJI SU DIPLOMIRALI PREMA SVEUČILIŠTIMA, VRSTAMA VISOKIH UČILIŠTA, NAZIVU VISOKOG UČILIŠTA  
TE NAČINU STUDIRANJA I SPOLU U 2010.**

GRADUATED STUDENTS BY UNIVERSITIES, TYPES OF INSTITUTIONS OF HIGHER EDUCATION, NAME OF INSTITUTION  
OF HIGHER EDUCATION, MODE OF STUDY AND SEX, 2010

(nastavak)  
(continued)

	Ukupno Total			Način studiranja Mode of study			
	svega All	muškarci Men	žene Women	redoviti Full-time			izvanredni Part-time
				svega All	uz subvenciju troškova školarine Subsidised tuition fees	sami plaćaju školarinu Self-financing tuition fees	
Medicinski fakultet, Osijek <i>Faculty of Medicine, Osijek</i>	58	22	36	58	47	11	-
Prehrambeno-tehnološki fakultet, Osijek <i>Faculty of Food Technology, Osijek</i>	103	21	82	103	100	3	-
Poljoprivredni fakultet, Osijek <i>Faculty of Agriculture, Osijek</i>	164	84	80	125	119	6	39
Ekonomski fakultet, Osijek <i>Faculty of Economics, Osijek</i>	847	303	544	624	339	285	223
Pravni fakultet, Osijek <i>Faculty of Law, Osijek</i>	376	119	257	166	113	53	210
Filozofski fakultet, Osijek <i>Faculty of Philosophy, Osijek</i>	494	90	404	494	352	142	-
Učiteljski fakultet, Osijek <i>Faculty of Teacher Education, Osijek</i>	71	1	70	71	56	15	-
Katolički bogoslovni fakultet, Đakovo <i>Catholic Theological Faculty, Đakovo</i>	35	21	14	35	35	-	-
Umjetničke akademije <i>Art academies</i>	54	27	27	54	52	2	-
Umjetnička akademija, Osijek <i>Arts Academy, Osijek</i>	54	27	27	54	52	2	-
Sveučilište u Puli <i>University of Pula</i>	309	79	230	235	196	39	74
Fakulteti <i>Faculties</i>	309	79	230	235	196	39	74
Stručni studij <i>Professional study</i>	27	2	25	5	3	2	22
Stručni odjeli Sveučilišta u Puli <i>Professional Departments of University of Pula</i>	27	2	25	5	3	2	22
Sveučilišni studij <i>University study</i>	282	77	205	230	193	37	52
Sveučilišni odjeli Sveučilišta u Puli <i>University Departments of University of Pula</i>	282	77	205	230	193	37	52
Sveučilište u Rijeci <i>University of Rijeka</i>	4 684	1 610	3 074	3 267	2 209	1 058	1 417
Fakulteti <i>Faculties</i>	4 603	1 594	3 009	3 186	2 151	1 035	1 417
Stručni studij <i>Professional study</i>	777	338	439	357	225	132	420
Građevinski fakultet, Rijeka <i>Faculty of Civil Engineering, Rijeka</i>	56	42	14	19	15	4	37
Tehnički fakultet, Rijeka <i>Faculty of Engineering, Rijeka</i>	79	77	2	50	42	8	29
Pomorski fakultet, Rijeka <i>Faculty of Maritime Studies, Rijeka</i>	69	63	6	47	32	15	22
Medicinski fakultet, Rijeka <i>Faculty of Medicine, Rijeka</i>	154	25	129	101	62	39	53
Ekonomski fakultet, Rijeka <i>Faculty of Economics, Rijeka</i>	49	10	39	6	2	4	43
Fakultet za menadžment u turizmu i ugostiteljstvu, Opatija <i>Faculty of Tourism and Hospitality Management, Opatija</i>	240	112	128	60	32	28	180
Pravni fakultet, Rijeka <i>Faculty of Law, Rijeka</i>	16	4	12	3	2	1	13
Učiteljski fakultet, Rijeka <i>Faculty of Teacher Education, Rijeka</i>	114	5	109	71	38	33	43

**1.3. STUDENTI KOJI SU DIPLOMIRALI PREMA SVEUČILIŠTIMA, VRSTAMA VISOKIH UČILIŠTA, NAZIVU VISOKOG UČILIŠTA  
TE NAČINU STUDIRANJA I SPOLU U 2010.**

GRADUATED STUDENTS BY UNIVERSITIES, TYPES OF INSTITUTIONS OF HIGHER EDUCATION, NAME OF INSTITUTION  
OF HIGHER EDUCATION, MODE OF STUDY AND SEX, 2010

(nastavak)  
(continued)

	Ukupno Total			Način studiranja Mode of study			
	svega All	muškarci Men	žene Women	redoviti Full-time			izvanredni Part-time
				svega All	uz subvenciju troškova školarine Subsidised tuition fees	sami plaćaju školarinu Self-financing tuition fees	
Sveučilišni studij <i>University study</i>	3 826	1 256	2 570	2 829	1 926	903	997
Odjel za matematiku Sveučilišta u Rijeci <i>Department of Mathematics of University of Rijeka</i>	18	1	17	18	18	-	-
Odjel za fiziku Sveučilišta u Rijeci <i>Department of Physics of University of Rijeka</i>	4	-	4	4	4	-	-
Odjel za informatiku Sveučilišta u Rijeci <i>Department of Informatics of University of Rijeka</i>	25	14	11	25	24	1	-
Građevinski fakultet, Rijeka <i>Faculty of Civil Engineering, Rijeka</i>	148	82	66	148	125	23	-
Tehnički fakultet, Rijeka <i>Faculty of Engineering, Rijeka</i>	242	217	25	242	198	44	-
Pomorski fakultet, Rijeka <i>Faculty of Maritime Studies, Rijeka</i>	252	154	98	196	156	40	56
Medicinski fakultet, Rijeka <i>Faculty of Medicine, Rijeka</i>	195	64	131	195	145	50	-
Ekonomski fakultet, Rijeka <i>Faculty of Economics, Rijeka</i>	1 232	309	923	790	403	387	442
Fakultet za menadžment u turizmu i ugostiteljstvu, Opatija <i>Faculty of Tourism and Hospitality Management, Opatija</i>	1 084	286	798	624	396	228	460
Pravni fakultet, Rijeka <i>Faculty of Law, Rijeka</i>	146	50	96	107	78	29	39
Filozofski fakultet, Rijeka <i>Faculty of Philosophy, Rijeka</i>	410	67	343	410	314	96	-
Učiteljski fakultet, Rijeka <i>Faculty of Teacher Education, Rijeka</i>	46	1	45	46	41	5	-
Katolički bogoslovni fakultet, Zagreb – Teologija u Rijeci <i>Catholic Theological Faculty, Zagreb – Theology in Rijeka</i>	24	11	13	24	24	-	-
Umjetničke akademije <i>Art academies</i>	81	16	65	81	58	23	-
Akademija primijenjene umjetnosti, Rijeka <i>Academy of Applied Arts, Rijeka</i>	81	16	65	81	58	23	-
Sveučilište u Splitu <i>University of Split</i>	4 166	1 653	2 513	2 999	2 021	978	1 167
Fakulteti <i>Faculties</i>	4 061	1 605	2 456	2 894	1 931	963	1 167
Stručni studij <i>Professional study</i>	1 735	643	1 092	860	399	461	875
Građevinsko-arhitektonski fakultet, Split <i>Faculty of Civil Engineering and Architecture, Split</i>	37	27	10	37	7	30	-
Fakultet elektrotehnike, strojarstva i brodogradnje, Split <i>Faculty of Electrical Engineering, Mechanical Engineering and Naval Architecture, Split</i>	89	86	3	89	41	48	-
Kemijsko-tehnološki fakultet, Split <i>Faculty of Chemistry and Technology, Split</i>	35	6	29	35	25	10	-
Pomorski fakultet, Split <i>Faculty of Maritime Studies, Split</i>	102	88	14	40	27	13	62
Medicinski fakultet, Split <i>Faculty of Medicine, Split</i>	102	19	83	102	29	73	-
Ekonomski fakultet, Split <i>Faculty of Economics, Split</i>	548	154	394	333	150	183	215
Pravni fakultet, Split <i>Faculty of Law, Split</i>	174	45	129	48	30	18	126
Filozofski fakultet, Split <i>Faculty of Philosophy, Split</i>	77	-	77	64	38	26	13
Sveučilišni studijski centar za stručne studije, Split <i>University Department for Professional Courses of Study, Split</i>	571	218	353	112	52	60	459

**1.3. STUDENTI KOJI SU DIPLOMIRALI PREMA SVEUČILIŠTIMA, VRSTAMA VISOKIH UČILIŠTA, NAZIVU VISOKOG UČILIŠTA  
TE NAČINU STUDIRANJA I SPOLU U 2010.**

GRADUATED STUDENTS BY UNIVERSITIES, TYPES OF INSTITUTIONS OF HIGHER EDUCATION, NAME OF INSTITUTION  
OF HIGHER EDUCATION, MODE OF STUDY AND SEX, 2010

(nastavak)  
(continued)

	Ukupno Total			Način studiranja Mode of study			
	svega All	muškarci Men	žene Women	redoviti Full-time			izvanredni Part-time
				svega All	uz subvenciju troškova školarine Subsidised tuition fees	sami plaćaju školarinu Self-financing tuition fees	
Sveučilišni studij <i>University study</i>	2 326	962	1 364	2 034	1 532	502	292
Prirodoslovno-matematički fakultet, Split <i>Faculty of Science, Split</i>	139	56	83	139	136	3	-
Građevinsko-arhitektonski fakultet, Split <i>Faculty of Civil Engineering and Architecture, Split</i>	40	22	18	40	34	6	-
Fakultet elektrotehnike, strojarstva i brodogradnje, Split <i>Faculty of Electrical Engineering, Mechanical Engineering and Naval Architecture, Split</i>	382	293	89	382	328	54	-
Kemijsko-tehnološki fakultet, Split <i>Faculty of Chemistry and Technology, Split</i>	67	12	55	67	50	17	-
Pomorski fakultet, Split <i>Faculty of Maritime Studies, Split</i>	112	75	37	87	72	15	25
Sveučilišni studijski centar za studije mora, Split <i>University Department for Maritime Studies, Split</i>	45	13	32	45	42	3	-
Medicinski fakultet, Split <i>Faculty of Medicine, Split</i>	58	19	39	58	56	2	-
Međusveučilišni studij mediteranske poljoprivrede, Split <i>Interuniversity Study of Mediterranean Agriculture, Split</i>	20	12	8	20	11	9	-
Ekonomski fakultet, Split <i>Faculty of Economics, Split</i>	688	223	465	580	349	231	108
Pravni fakultet, Split <i>Faculty of Law, Split</i>	215	84	131	56	34	22	159
Filozofski fakultet, Split <i>Faculty of Philosophy, Split</i>	352	34	318	352	250	102	-
Kineziološki fakultet, Split <i>Faculty of Kinesiology, Split</i>	139	92	47	139	106	33	-
Katolički bogoslovni fakultet, Split <i>Catholic Theological Faculty, Split</i>	69	27	42	69	64	5	-
Umjetničke akademije <i>Art academies</i>	105	48	57	105	90	15	-
Umjetnička akademija, Split <i>Arts Academy, Split</i>	105	48	57	105	90	15	-
Sveučilište u Zadru <i>University of Zadar</i>	1 218	236	982	1 045	835	210	173
Fakulteti <i>Faculties</i>	1 218	236	982	1 045	835	210	173
Stručni studij <i>Professional study</i>	172	11	161	97	56	41	75
Stručni odjeli Sveučilišta u Zadru <i>Professional Department of University of Zadar</i>	172	11	161	97	56	41	75
Sveučilišni studij <i>University study</i>	1 046	225	821	948	779	169	98
Sveučilišni odjeli Sveučilišta u Zadru <i>University Departments of University of Zadar</i>	1 046	225	821	948	779	169	98
Sveučilište u Zagrebu <i>University of Zagreb</i>	12 900	4 983	7 917	11 201	7 953	3 248	1 699
Fakulteti <i>Faculties</i>	12 502	4 832	7 670	10 803	7 652	3 151	1 699
Stručni studij <i>Professional study</i>	994	233	761	445	251	194	549
Tekstilno-tehnološki fakultet, Zagreb <i>Faculty of Textile Technology, Zagreb</i>	47	2	45	47	40	7	-
Šumarski fakultet, Zagreb <i>Faculty of Forestry, Zagreb</i>	23	18	5	23	-	23	-

**1.3. STUDENTI KOJI SU DIPLOMIRALI PREMA SVEUČILIŠTIMA, VRSTAMA VISOKIH UČILIŠTA, NAZIVU VISOKOG UČILIŠTA  
TE NAČINU STUDIRANJA I SPOLU U 2010.**  
GRADUATED STUDENTS BY UNIVERSITIES, TYPES OF INSTITUTIONS OF HIGHER EDUCATION, NAME OF INSTITUTION  
OF HIGHER EDUCATION, MODE OF STUDY AND SEX, 2010

(nastavak)  
(continued)

	Ukupno Total			Način studiranja Mode of study			
	svega All	muškarci Men	žene Women	redoviti Full-time			izvanredni Part-time
				svega All	uz subvenciju troškova školarine Subsidised tuition fees	sami plaćaju školarinu Self-financing tuition fees	
Ekonomski fakultet, Zagreb <i>Faculty of Economics, Zagreb</i>	320	95	225	87	23	64	233
Fakultet organizacije i informatike, Varaždin <i>Faculty of Organisation and Informatics, Varaždin</i>	114	86	28	3	-	3	111
Učiteljski fakultet, Zagreb <i>Faculty of Teacher Education, Zagreb</i>	454	24	430	256	159	97	198
Katolički bogoslovni fakultet, Zagreb – Institut za teološku kulturu <i>Catholic Theological Faculty, Zagreb – Institute for Theological Culture</i>	36	8	28	29	29	-	7
Sveučilišni studij <i>University study</i>	11 508	4 599	6 909	10 358	7 401	2 957	1 150
Prirodoslovno-matematički fakultet – Matematički odjel, Zagreb <i>Faculty of Science, Department of Mathematics, Zagreb</i>	399	135	264	399	365	34	-
Prirodoslovno-matematički fakultet, Zagreb <i>Faculty of Science, Zagreb</i>	582	167	415	582	545	37	-
Arhitektonski fakultet, Zagreb <i>Faculty of Architecture, Zagreb</i>	268	88	180	268	207	61	-
Građevinski fakultet, Zagreb <i>Faculty of Civil Engineering, Zagreb</i>	436	333	103	436	223	213	-
Geodetski fakultet, Zagreb <i>Faculty of Geodesy, Zagreb</i>	177	121	56	171	143	28	6
Geotehnički fakultet, Varaždin <i>Faculty of Geotechnical Engineering, Varaždin</i>	53	39	14	53	53	-	-
Grafički fakultet, Zagreb <i>Faculty of Graphic Arts, Zagreb</i>	198	62	136	196	172	24	2
Fakultet strojarstva i brodogradnje, Zagreb <i>Faculty of Mechanical Engineering and Naval Architecture, Zagreb</i>	302	268	34	302	291	11	-
Fakultet prometnih znanosti, Zagreb <i>Faculty of Transport and Traffic Engineering, Zagreb</i>	641	510	131	362	214	148	279
Fakultet elektrotehnike i računarstva, Zagreb <i>Faculty of Electrical Engineering and Computing, Zagreb</i>	345	306	39	345	194	151	-
Rudarsko-geološko-naftni fakultet, Zagreb <i>Faculty of Mining, Geology and Petroleum Engineering, Zagreb</i>	121	87	34	121	118	3	-
Metalurški fakultet, Sisak <i>Faculty of Metallurgy, Sisak</i>	11	6	5	11	11	-	-
Fakultet kemijskog inženjerstva i tehnologije, Zagreb <i>Faculty of Chemical Engineering and Technology, Zagreb</i>	200	50	150	200	163	37	-
Tekstilno-tehnološki fakultet, Zagreb <i>Faculty of Textile Technology, Zagreb</i>	132	10	122	132	105	27	-
Medicinski fakultet, Zagreb <i>Faculty of Medicine, Zagreb</i>	242	62	180	242	197	45	-
Stomatološki fakultet, Zagreb <i>Faculty of Dental Medicine, Zagreb</i>	89	30	59	89	48	41	-
Farmaceutsko-biokemijski fakultet, Zagreb <i>Faculty of Pharmacy and Biochemistry, Zagreb</i>	220	35	185	220	150	70	-
Veterinarski fakultet, Zagreb <i>Faculty of Veterinary Medicine, Zagreb</i>	104	45	59	104	82	22	-
Prehrambeno-biotehnološki fakultet, Zagreb <i>Faculty of Food Technology and Biotechnology, Zagreb</i>	136	26	110	136	131	5	-
Agronomski fakultet, Zagreb <i>Faculty of Agriculture, Zagreb</i>	417	157	260	417	368	49	-
Šumarski fakultet, Zagreb <i>Faculty of Forestry, Zagreb</i>	233	161	72	233	201	32	-
Ekonomski fakultet, Zagreb <i>Faculty of Economics, Zagreb</i>	2 093	617	1 476	1 803	1 043	760	290
Fakultet organizacije i informatike, Varaždin <i>Faculty of Organisation and Informatics, Varaždin</i>	444	345	99	297	207	90	147
Pravni fakultet, Zagreb <i>Faculty of Law, Zagreb</i>	582	121	461	349	250	99	233
Fakultet političkih znanosti, Zagreb <i>Faculty of Political Sciences, Zagreb</i>	800	270	530	634	324	310	166
Filozofski fakultet, Zagreb <i>Faculty of Humanities and Social Studies, Zagreb</i>	1 072	194	878	1 072	772	300	-
Hrvatski studiji, Zagreb <i>Croatian Studies, Zagreb</i>	491	127	364	491	336	155	-

**1.3. STUDENTI KOJI SU DIPLOMIRALI PREMA SVEUČILIŠTIMA, VRSTAMA VISOKIH UČILIŠTA, NAZIVU VISOKOG UČILIŠTA  
TE NAČINU STUDIRANJA I SPOLU U 2010.**

*GRADUATED STUDENTS BY UNIVERSITIES, TYPES OF INSTITUTIONS OF HIGHER EDUCATION, NAME OF INSTITUTION  
OF HIGHER EDUCATION, MODE OF STUDY AND SEX, 2010*

(nastavak)  
(continued)

	Ukupno Total			Način studiranja Mode of study			
	svega All	muškarci Men	žene Women	redoviti Full-time			izvanredni Part-time
				svega All	uz subvenciju troškova školarine Subsidised tuition fees	sami plaćaju školarinu Self-financing tuition fees	
Učiteljski fakultet, Zagreb <i>Faculty of Teacher Education, Zagreb</i>	154	16	138	154	119	35	-
Edukacijsko-rehabilitacijski fakultet, Zagreb <i>Faculty of Special Education and Rehabilitation, Zagreb</i>	221	14	207	197	98	99	24
Kineziološki fakultet, Zagreb <i>Faculty of Kinesiology, Zagreb</i>	198	140	58	198	133	65	-
Katolički bogoslovni fakultet, Zagreb – Institut za kršćansku duhovnost <i>Catholic Theological Faculty, Zagreb – Institute for Christian Spirituality</i>	4	-	4	4	4	-	-
Katolički bogoslovni fakultet, Zagreb <i>Catholic Theological Faculty, Zagreb</i>	66	41	25	66	66	-	-
Katolički bogoslovni fakultet, Zagreb – Katehetski institut <i>Catholic Theological Faculty, Zagreb – Catechetical Institute</i>	44	6	38	44	44	-	-
Katolički bogoslovni fakultet, Zagreb – Institut za crkvenu glazbu "Albe Vidaković" <i>Catholic Theological Faculty, Zagreb – Music Institute "Alba Vidaković"</i>	3	1	2	3	3	-	-
Filozofski fakultet Družbe Isusove, Zagreb <i>Faculty of Philosophy of the Society of Jesus, Zagreb</i>	30	9	21	27	21	6	3
Umjetničke akademije <i>Art academies</i>	398	151	247	398	301	97	-
Muzička akademija, Zagreb <i>Academy of Music, Zagreb</i>	215	88	127	215	150	65	-
Akademija likovnih umjetnosti, Zagreb <i>Academy of Fine Arts, Zagreb</i>	134	45	89	134	103	31	-
Akademija dramske umjetnosti, Zagreb <i>Academy of Dramatic Arts, Zagreb</i>	49	18	31	49	48	1	-
Visoka učilišta izvan sveučilišta <i>Higher education institutions outside university system</i>	5 110	2 560	2 550	2 642	1 077	1 565	2 468
Veleučilišta <i>Polytechnics</i>	3 310	1 590	1 720	1 800	980	820	1 510
Veleučilište Nikola Tesla u Gospiću <i>Polytechnic Nikola Tesla in Gospić</i>	61	15	46	35	29	6	26
Veleučilište u Karlovcu <i>Polytechnic in Karlovac</i>	265	148	117	138	112	26	127
Veleučilište Marko Marulić u Kninu <i>Polytechnic Marko Marulić in Knin</i>	27	10	17	17	14	3	10
Veleučilište u Požezi <i>Polytechnic in Požega</i>	226	61	165	137	94	43	89
Veleučilište u Rijeci <i>Polytechnic in Rijeka</i>	447	218	229	168	104	64	279
Veleučilište u Slavonskom Brodu <i>Polytechnic in Slavonski Brod</i>	117	46	71	71	46	25	46
Veleučilište u Šibeniku <i>Polytechnic in Šibenik</i>	203	78	125	115	82	33	88
Veleučilište u Varaždinu <i>Polytechnic in Varaždin</i>	136	115	21	97	63	34	39
Veleučilište u Velikoj Gorici <i>Polytechnic in Velika Gorica</i>	193	153	40	73	-	73	120
Veleučilište Lavoslav Ružička u Vukovaru <i>Polytechnic Lavoslav Ružička in Vukovar</i>	144	53	91	106	71	35	38
Društveno veleučilište u Zagrebu <i>Social Polytechnic in Zagreb</i>	314	104	210	80	37	43	234
Tehničko veleučilište u Zagrebu <i>Technical Polytechnic in Zagreb</i>	429	352	77	171	89	82	258
Zdravstveno veleučilište u Zagrebu <i>School of Medical Studies in Zagreb</i>	525	114	411	408	239	169	117
Veleučilište Vern, Zagreb <i>Polytechnic Vern, Zagreb</i>	223	123	100	184	-	184	39

**1.3. STUDENTI KOJI SU DIPLOMIRALI PREMA SVEUČILIŠTIMA, VRSTAMA VISOKIH UČILIŠTA, NAZIVU VISOKOG UČILIŠTA  
TE NAČINU STUDIRANJA I SPOLU U 2010.**

GRADUATED STUDENTS BY UNIVERSITIES, TYPES OF INSTITUTIONS OF HIGHER EDUCATION, NAME OF INSTITUTION  
OF HIGHER EDUCATION, MODE OF STUDY AND SEX, 2010

(nastavak)  
(continued)

	Ukupno Total			Način studiranja Mode of study			
	svega All	muškarci Men	žene Women	redoviti Full-time			izvanredni Part-time
				svega All	uz subvenciju troškova školarine Subsidised tuition fees	sami plaćaju školarinu Self-financing tuition fees	
Visoke škole <i>Schools of professional higher education</i>	1 768	953	815	824	97	727	944
Visoka tehnička škola, Pula <i>Polytechnic of Pula</i>	40	34	6	19	-	19	21
Visoka škola za sigurnost, Zagreb <i>School of Professional Higher Education in Safety, Zagreb</i>	278	213	65	-	-	-	278
Visoko gospodarsko učilište, Križevci <i>School of Professional Higher Education in Agriculture, Križevci</i>	87	51	36	51	36	15	36
Američka visoka škola za management i tehnologiju, Dubrovnik <i>American College of Management and Technology, Dubrovnik</i>	119	63	56	119	-	119	-
Visoka poslovna škola, Višnjan <i>Business School, Višnjan</i>	17	10	7	12	-	12	5
Zagrebačka škola za menadžment, Zagreb <i>Zagreb School of Management, Zagreb</i>	91	33	58	64	-	64	27
Visoka škola za poslovanje i upravljanje, Zaprešić <i>School of Professional Higher Education for Business and Management, Zaprešić</i>	386	143	243	164	-	164	222
Zagrebačka škola ekonomije i managementa, Zagreb <i>Zagreb School of Economics and Management, Zagreb</i>	166	75	91	147	-	147	19
Visoka škola tržišnih komunikacija Agora, Zagreb <i>College of Market Communications Agora, Zagreb</i>	32	9	23	32	-	32	-
Visoka poslovna škola Libertas, Zagreb <i>Libertas Business College, Zagreb</i>	150	73	77	84	-	84	66
Visoka poslovna škola Utilus, Zagreb <i>Business School for Tourism and Hotel Management Utilus, Zagreb</i>	12	5	7	10	-	10	2
RRiF Visoka škola za financijski menadžment, Zagreb <i>RRiF School of Professional Higher Education for Financial Management, Zagreb</i>	30	8	22	8	-	8	22
Međunarodna diplomatska škola za poslovno upravljanje, Zagreb <i>International Graduate Business School, Zagreb</i>	5	3	2	5	-	5	-
Visoka poslovna škola Zagreb, Zagreb <i>Business School of Professional Higher Education Zagreb, Zagreb</i>	50	14	36	19	-	19	31
Visoka škola za menadžment u turizmu i informatici, Virovitica <i>School of Professional Higher Education for Management in Tourism and Informatics, Virovitica</i>	73	37	36	46	29	17	27
Visoka policijska škola, Zagreb <i>Police Academy, Zagreb</i>	209	170	39	32	32	-	177
Visoko evanđeosko teološko učilište, Osijek <i>Evangelical Theological Seminary, Osijek</i>	23	12	11	12	-	12	11
Visoka vjerska učilišta <i>Religious schools of higher education</i>	32	17	15	18	-	18	14
Visoka vjeroučiteljska škola, Maruševac – adventistička <i>Catechetical School, Maruševac – Adventist</i>	14	3	11	-	-	-	14
Teološki fakultet, Maruševac – adventistički <i>Faculty of Theology, Maruševac – Adventist</i>	4	3	1	4	-	4	-
Filozofsko-teološki institut Družbe Isusove, Zagreb <i>Institute of Philosophy and Theology of the Society of Jesus, Zagreb</i>	14	11	3	14	-	14	-

**1.4. STUDENTI KOJI SU DIPLOMIRALI PREMA SKUPINAMA VISOKIH UČILIŠTA, NAČINU STUDIRANJA, SPOLU TE GODINAMA PROVEDENIMA NA STUDIJU OD UPISA DO DIPLOMIŠANJA U 2010.**  
**GRADUATED STUDENTS, BY GROUPS OF INSTITUTIONS OF HIGHER EDUCATION, MODE OF STUDY, SEX AND YEARS OF STUDYING FROM ENROLMENT TO GRADUATION, 2010**

	Ukupno Total	Muškarci Men	Žene Women	Godine provedene na studiju Years of studying							
				1		2		3		4	
				svega All	žene Women	svega All	žene Women	svega All	žene Women	svega All	žene Women
Visoka učilišta <i>Institutions of higher education</i>	32 378	12 699	19 679	572	383	1 390	868	6 678	4 278	5 691	3 568
Redoviti (uz subvenciju troškova školarine) <i>Full-time (subsidised tuition fees)</i>	16 447	6 055	10 392	306	217	832	546	3 475	2 297	2 842	1 771
Redoviti (sami plaćaju školarinu) <i>Full-time (self-financed tuition fees)</i>	7 904	3 148	4 756	58	36	198	125	1 806	1 186	1 776	1 155
Izvanredni <i>Part-time</i>	8 027	3 496	4 531	208	130	360	197	1 397	795	1 073	642
Veleučilišta <i>Polytechnics</i>	3 310	1 590	1 720	31	12	117	87	960	518	806	457
Redoviti (uz subvenciju troškova školarine) <i>Full-time (subsidised tuition fees)</i>	980	407	573	7	1	12	7	306	200	343	216
Redoviti (sami plaćaju školarinu) <i>Full-time (self-financed tuition fees)</i>	820	413	407	3	1	13	9	227	115	250	136
Izvanredni <i>Part-time</i>	1 510	770	740	21	10	92	71	427	203	213	105
Visoke škole <i>Schools of professional higher education</i>	1 768	953	815	71	39	160	68	500	250	506	254
Redoviti (uz subvenciju troškova školarine) <i>Full-time (subsidised tuition fees)</i>	97	58	39	-	-	-	-	65	27	11	6
Redoviti (sami plaćaju školarinu) <i>Full-time (self-financed tuition fees)</i>	727	338	389	8	4	33	20	190	106	297	163
Izvanredni <i>Part-time</i>	944	557	387	63	35	127	48	245	117	198	85
Fakulteti <i>Faculties</i>	26 662	9 914	16 748	461	325	1 101	703	5 122	3 450	4 186	2 734
Redoviti (uz subvenciju troškova školarine) <i>Full-time (subsidised tuition fees)</i>	14 869	5 407	9 462	291	210	813	533	3 020	2 017	2 340	1 456
Redoviti (sami plaćaju školarinu) <i>Full-time (self-financed tuition fees)</i>	6 220	2 338	3 882	46	30	147	92	1 377	958	1 184	826
Izvanredni <i>Part-time</i>	5 573	2 169	3 404	124	85	141	78	725	475	662	452
Stručni studij <i>Professional study</i>	4 621	1 577	3 044	137	99	151	102	1 158	819	855	630
Redoviti (uz subvenciju troškova školarine) <i>Full-time (subsidised tuition fees)</i>	1 199	388	811	31	24	7	6	352	250	342	245
Redoviti (sami plaćaju školarinu) <i>Full-time (self-financed tuition fees)</i>	987	332	655	4	3	64	44	289	207	206	166
Izvanredni <i>Part-time</i>	2 435	857	1 578	102	72	80	52	517	362	307	219
Sveučilišni studij <i>University study</i>	22 041	8 337	13 704	324	226	950	601	3 964	2 631	3 331	2 104
Redoviti (uz subvenciju troškova školarine) <i>Full-time (subsidised tuition fees)</i>	13 670	5 019	8 651	260	186	806	527	2 668	1 767	1 998	1 211
Redoviti (sami plaćaju školarinu) <i>Full-time (self-financed tuition fees)</i>	5 233	2 006	3 227	42	27	83	48	1 088	751	978	660
Izvanredni <i>Part-time</i>	3 138	1 312	1 826	22	13	61	26	208	113	355	233
Umjetničke akademije <i>Art academies</i>	638	242	396	9	7	12	10	96	60	193	123
Redoviti (uz subvenciju troškova školarine) <i>Full-time (subsidised tuition fees)</i>	501	183	318	8	6	7	6	84	53	148	93
Redoviti (sami plaćaju školarinu) <i>Full-time (self-financed tuition fees)</i>	137	59	78	1	1	5	4	12	7	45	30

**1.4. STUDENTI KOJI SU DIPLOMIRALI PREMA SKUPINAMA VISOKIH UČILIŠTA, NAČINU STUDIRANJA, SPOLU TE GODINAMA PROVEDENIMA NA STUDIJU OD UPISA DO DIPLOMIŠANJA U 2010.**  
**GRADUATED STUDENTS, BY GROUPS OF INSTITUTIONS OF HIGHER EDUCATION, MODE OF STUDY, SEX AND YEARS OF STUDYING FROM ENROLMENT TO GRADUATION, 2010**

(nastavak)  
(continued)

	Godine provedene na studiju Years of studying											
	5		6		7		8		9 i više 9 and more		nepoznato Unknown	
	svega All	žene Women	svega All	žene Women	svega All	žene Women	svega All	žene Women	svega All	žene Women	svega All	žene Women
Visoka učilišta Institutions of higher education	5 190	3 214	4 325	2 653	2 677	1 520	1 779	972	3 520	1 878	556	345
Redoviti (uz subvenciju troškova školarine) Full-time (subsidised tuition fees)	3 222	2 086	2 426	1 511	1 299	781	731	408	1 113	631	201	144
Redoviti (sami plaćaju školarinu) Full-time (self-financed tuition fees)	1 059	600	1 077	665	709	374	445	253	677	312	99	50
Izvanredni Part-time	909	528	822	477	669	365	603	311	1 730	935	256	151
Veleučilišta Polytechnics	436	209	243	117	228	98	157	66	273	130	59	26
Redoviti (uz subvenciju troškova školarine) Full-time (subsidised tuition fees)	138	66	53	28	49	22	25	10	41	18	6	5
Redoviti (sami plaćaju školarinu) Full-time (self-financed tuition fees)	114	46	55	28	56	24	34	16	56	29	12	3
Izvanredni Part-time	184	97	135	61	123	52	98	40	176	83	41	18
Visoke škole Schools of professional higher education	222	108	97	38	64	22	41	11	94	23	13	2
Redoviti (uz subvenciju troškova školarine) Full-time (subsidised tuition fees)	5	2	6	2	6	1	-	-	3	1	1	-
Redoviti (sami plaćaju školarinu) Full-time (self-financed tuition fees)	115	64	36	16	22	6	15	6	8	4	3	-
Izvanredni Part-time	102	42	55	20	36	15	26	5	83	18	9	2
Fakulteti Faculties	4 416	2 833	3 891	2 443	2 351	1 376	1 569	884	3 094	1 692	471	308
Redoviti (uz subvenciju troškova školarine) Full-time (subsidised tuition fees)	2 983	1 961	2 297	1 437	1 217	740	695	388	1 029	588	184	132
Redoviti (sami plaćaju školarinu) Full-time (self-financed tuition fees)	810	483	962	610	624	338	395	230	594	270	81	45
Izvanredni Part-time	623	389	632	396	510	298	479	266	1 471	834	206	131
Stručni studij Professional study	522	317	540	330	350	215	253	146	510	294	145	92
Redoviti (uz subvenciju troškova školarine) Full-time (subsidised tuition fees)	126	76	118	69	93	65	39	22	79	46	12	8
Redoviti (sami plaćaju školarinu) Full-time (self-financed tuition fees)	123	73	123	70	64	28	39	26	59	29	16	9
Izvanredni Part-time	273	168	299	191	193	122	175	98	372	219	117	75
Sveučilišni studij University study	3 894	2 516	3 351	2 113	2 001	1 161	1 316	738	2 584	1 398	326	216
Redoviti (uz subvenciju troškova školarine) Full-time (subsidised tuition fees)	2 857	1 885	2 179	1 368	1 124	675	656	366	950	542	172	124
Redoviti (sami plaćaju školarinu) Full-time (self-financed tuition fees)	687	410	839	540	560	310	356	204	535	241	65	36
Izvanredni Part-time	350	221	333	205	317	176	304	168	1 099	615	89	56
Umjetničke akademije Art academies	116	64	94	55	34	24	12	11	59	33	13	9
Redoviti (uz subvenciju troškova školarine) Full-time (subsidised tuition fees)	96	57	70	44	27	18	11	10	40	24	10	7
Redoviti (sami plaćaju školarinu) Full-time (self-financed tuition fees)	20	7	24	11	7	6	1	1	19	9	3	2

**1.5. STUDENTI KOJI SU DIPLOMIRALI PREMA SKUPINAMA VISOKIH UČILIŠTA, VRSTI STUDIJA I SPOLU U 2010.**  
**GRADUATED STUDENTS, BY GROUPS OF INSTITUTIONS OF HIGHER EDUCATION, TYPE OF STUDY AND SEX, 2010**

	Ukupno Total	Veleučilišta Polytechnics	Visoke škole Schools of professional higher education	Fakulteti Faculties			Umjetničke akademije Art academies
				svega All	stručni studij Professional study	sveučilišni studij University study	
Visoka učilišta – ukupno <i>Institutions of higher education – total</i>	32 378	3 310	1 768	26 662	4 621	22 041	638
žene/ Women	19 679	1 720	815	16 748	3 044	13 704	396
Prema "starem" programu <i>According to "old" programme</i>	12 063	823	286	10 759	1 730	9 029	195
žene/ Women	6 959	384	65	6 384	1 029	5 355	126
Stručni dodiplomski studij <i>Undergraduate professional study</i>	2 821	823	268	1 730	1 730	-	-
žene/ Women	1 470	384	57	1 029	1 029	-	-
Sveučilišni dodiplomski studij <i>Undergraduate university study</i>	9 242	-	18	9 029	-	9 029	195
žene/ Women	5 489	-	8	5 355	-	5 355	126
Prema bolonjskom procesu <i>According to Bologna process</i>	20 315	2 487	1 482	15 903	2 891	13 012	443
žene/ Women	12 720	1 336	750	10 364	2 015	8 349	270
Stručni studij <i>Professional study</i>	6 062	2 084	1 189	2 789	2 789	-	-
žene/ Women	3 739	1 156	637	1 946	1 946	-	-
Specijalistički diplomski stručni studij <i>Specialist professional graduate study</i>	787	403	282	102	102	-	-
žene/ Women	358	180	109	69	69	-	-
Preddiplomski sveučilišni studij <i>Undergraduate university study</i>	9 211	-	11	8 879	-	8 879	321
žene/ Women	5 751	-	4	5 548	-	5 548	199
Diplomski sveučilišni studij <i>Graduate university study</i>	3 509	-	-	3 392	-	3 392	117
žene/ Women	2 257	-	-	2 186	-	2 186	71
Integrirani preddiplomski i diplomski studij <i>Integrated undergraduate and graduate study</i>	746	-	-	741	-	741	5
žene/ Women	615	-	-	615	-	615	-

**1.6. STUDENTI KOJI SU DIPLOMIRALI PREMA SKUPINAMA VISOKIH UČILIŠTA, VRSTI STUDIJA, NAČINU STUDIRANJA I SPOLU U 2010.**  
**GRADUATED STUDENTS, BY GROUPS OF INSTITUTIONS OF HIGHER EDUCATION, TYPE OF STUDY, MODE OF STUDY AND SEX, 2010**

	Ukupno <i>Total</i>			Način studiranja <i>Mode of study</i>			
	svega <i>All</i>	muškarci <i>Men</i>	žene <i>Women</i>	redoviti <i>Full-time</i>			izvanredni <i>Part-time</i>
				svega <i>All</i>	uz subvenciju troškova školarine <i>Subsidised tuition fees</i>	sami plaćaju školarinu <i>Self-financed tuition fees</i>	
Visoka učilišta <i>Institutions of higher education</i>	32 378	12 699	19 679	24 351	16 447	7 904	8 027
Prema "starom" programu <i>According to "old" programme</i>	12 063	5 104	6 959	7 974	5 240	2 734	4 089
Stručni dodiplomski studij <i>Undergraduate professional study</i>	2 821	1 351	1 470	969	506	463	1 852
Sveučilišni dodiplomski studij <i>Undergraduate university study</i>	9 242	3 753	5 489	7 005	4 734	2 271	2 237
Prema bolonjskom procesu <i>According to Bologna process</i>	20 315	7 595	12 720	16 377	11 207	5 170	3 938
Stručni studij <i>Professional study</i>	6 062	2 323	3 739	3 588	1 678	1 910	2 474
Specijalistički diplomski stručni studij <i>Specialist professional graduate study</i>	787	429	358	235	86	149	552
Preddiplomski sveučilišni studij <i>Undergraduate university study</i>	9 211	3 460	5 751	8 426	5 721	2 705	785
Diplomski sveučilišni studij <i>Graduate university study</i>	3 509	1 252	2 257	3 391	3 108	283	118
Integrirani preddiplomski i diplomski studij <i>Integrated undergraduate and graduate study</i>	746	131	615	737	614	123	9
Veleučilišta <i>Polytechnics</i>	3 310	1 590	1 720	1 800	980	820	1 510
Prema "starom" programu <i>According to "old" programme</i>	823	439	384	311	157	154	512
Stručni dodiplomski studij <i>Undergraduate professional study</i>	823	439	384	311	157	154	512
Prema bolonjskom procesu <i>According to Bologna process</i>	2 487	1 151	1 336	1 489	823	666	998
Stručni studij <i>Professional study</i>	2 084	928	1 156	1 403	809	594	681
Specijalistički diplomski stručni studij <i>Specialist professional graduate study</i>	403	223	180	86	14	72	317
Visoke škole <i>Schools of professional higher education</i>	1 768	953	815	824	97	727	944
Prema "starom" programu <i>According to "old" programme</i>	286	221	65	46	17	29	240
Stručni dodiplomski studij <i>Undergraduate professional study</i>	268	211	57	39	11	28	229
Sveučilišni dodiplomski studij <i>Undergraduate university study</i>	18	10	8	7	6	1	11
Prema bolonjskom procesu <i>According to Bologna process</i>	1 482	732	750	778	80	698	704
Stručni studij <i>Professional study</i>	1 189	552	637	699	80	619	490
Specijalistički diplomski stručni studij <i>Specialist professional graduate study</i>	282	173	109	68	-	68	214
Preddiplomski sveučilišni studij <i>Undergraduate university study</i>	11	7	4	11	-	11	-
Fakulteti <i>Faculties</i>	26 662	9 914	16 748	21 089	14 869	6 220	5 573
Prema "starom" programu <i>According to "old" programme</i>	10 759	4 375	6 384	7 422	4 922	2 500	3 337
Stručni dodiplomski studij <i>Undergraduate professional study</i>	1 730	701	1 029	619	338	281	1 111
Sveučilišni dodiplomski studij <i>Undergraduate university study</i>	9 029	3 674	5 355	6 803	4 584	2 219	2 226

**1.6. STUDENTI KOJI SU DIPLOMIRALI PREMA SKUPINAMA VISOKIH UČILIŠTA, VRSTI STUDIJA, NAČINU STUDIRANJA I SPOLU U 2010.**  
**GRADUATED STUDENTS, BY GROUPS OF INSTITUTIONS OF HIGHER EDUCATION, TYPE OF STUDY, MODE OF STUDY AND SEX, 2010**

(nastavak)  
(continued)

	Ukupno <i>Total</i>			Način studiranja <i>Mode of study</i>			
	svoga <i>All</i>	muškarci <i>Men</i>	žene <i>Women</i>	redoviti <i>Full-time</i>			izvanredni <i>Part-time</i>
				svoga <i>All</i>	uz subvenciju troškova školarine <i>Subsidised tuition fees</i>	sami plaćaju školarinu <i>Self-financed tuition fees</i>	
Prema bolonjskom procesu <i>According to Bologna process</i>	15 903	5 539	10 364	13 667	9 947	3 720	2 236
Stručni studij <i>Professional study</i>	2 789	843	1 946	1 486	789	697	1 303
Specijalistički diplomski stručni studij <i>Specialist professional graduate study</i>	102	33	69	81	72	9	21
Preddiplomski sveučilišni studij <i>Undergraduate university study</i>	8 879	3 331	5 548	8 094	5 470	2 624	785
Diplomski sveučilišni studij <i>Graduate university study</i>	3 392	1 206	2 186	3 274	3 007	267	118
Integrirani preddiplomski i diplomski studij <i>Integrated undergraduate and graduate study</i>	741	126	615	732	609	123	9
Stručni studij <i>Professional study</i>	4 621	1 577	3 044	2 186	1 199	987	2 435
Prema "starom" programu <i>According to "old" programme</i>	1 730	701	1 029	619	338	281	1 111
Stručni dodiplomski studij <i>Undergraduate professional study</i>	1 730	701	1 029	619	338	281	1 111
Prema bolonjskom procesu <i>According to Bologna process</i>	2 891	876	2 015	1 567	861	706	1 324
Stručni studij <i>Professional study</i>	2 789	843	1 946	1 486	789	697	1 303
Specijalistički diplomski stručni studij <i>Specialist professional graduate study</i>	102	33	69	81	72	9	21
Sveučilišni studij <i>University study</i>	22 041	8 337	13 704	18 903	13 670	5 233	3 138
Prema "starom" programu <i>According to "old" programme</i>	9 029	3 674	5 355	6 803	4 584	2 219	2 226
Sveučilišni dodiplomski studij <i>Undergraduate university study</i>	9 029	3 674	5 355	6 803	4 584	2 219	2 226
Prema bolonjskom procesu <i>According to Bologna process</i>	13 012	4 663	8 349	12 100	9 086	3 014	912
Preddiplomski sveučilišni studij <i>Undergraduate university study</i>	8 879	3 331	5 548	8 094	5 470	2 624	785
Diplomski sveučilišni studij <i>Graduate university study</i>	3 392	1 206	2 186	3 274	3 007	267	118
Integrirani preddiplomski i diplomski studij <i>Integrated undergraduate and graduate study</i>	741	126	615	732	609	123	9
Umjetničke akademije <i>Art academies</i>	638	242	396	638	501	137	-
Prema "starom" programu <i>According to "old" programme</i>	195	69	126	195	144	51	-
Sveučilišni dodiplomski studij <i>Undergraduate university study</i>	195	69	126	195	144	51	-
Prema bolonjskom procesu <i>According to Bologna process</i>	443	173	270	443	357	86	-
Preddiplomski sveučilišni studij <i>Undergraduate university study</i>	321	122	199	321	251	70	-
Diplomski sveučilišni studij <i>Graduate university study</i>	117	46	71	117	101	16	-
Integrirani preddiplomski i diplomski studij <i>Integrated undergraduate and graduate study</i>	5	5	-	5	5	-	-

**1.7. STUDENTI KOJI SU DIPLOMIRALI PREMA ŽUPANIJI I GRADU/OPĆINI PREBIVALIŠTA, SKUPINAMA VISOKIH UČILIŠTA TE NAČINU STUDIRANJA I SPOLU U 2010.**

GRADUATED STUDENTS, BY COUNTY AND TOWN/MUNICIPALITY OF RESIDENCE, GROUPS OF INSTITUTIONS OF HIGHER EDUCATION, MODE OF STUDY AND SEX, 2010

	Ukupno Total				Veleučilišta Polytechnics		Visoke škole Schools of professional higher education		Fakulteti Faculties				Umjetničke akademije Art academies	
	svega All	muškarci Men	žene Women	redoviti Full-time	svega All	redoviti Full-time	svega All	redoviti Full-time	stručni studij Professional study		sveučilišni studij University study		svega All	redoviti Full-time
									svega All	redoviti Full-time	svega All	redoviti Full-time		
Ukupno Total	32 378	12 699	19 679	24 351	3 310	1 800	1 768	824	4 621	2 186	22 041	18 903	638	638
Republika Hrvatska Republic of Croatia	31 512	12 350	19 162	23 611	3 281	1 781	1 724	793	4 502	2 114	21 386	18 304	619	619
Zagrebačka županija County of Zagreb	1 844	682	1 162	1 312	247	142	200	92	200	71	1 167	977	30	30
Gradovi/ Towns														
Dugo Selo	106	51	55	71	17	12	7	2	12	4	70	53	-	-
Ivanič-Grad	95	38	57	69	10	5	3	1	4	1	77	61	1	1
Jastrebarsko	97	29	68	71	12	8	1	1	18	6	66	56	-	-
Samobor	260	105	155	184	32	15	37	19	18	6	166	137	7	7
Sveta Nedelja	106	38	68	81	7	5	14	7	6	1	76	65	3	3
Sveti Ivan Zelina	67	15	52	49	8	6	5	2	10	7	41	31	3	3
Velika Gorica	427	164	263	299	70	37	26	10	58	20	264	223	9	9
Vrbovec	76	28	48	58	12	9	9	4	9	4	43	38	3	3
Zaprešić	210	80	130	140	18	9	53	25	21	8	117	97	1	1
Općine/ Municipalities														
Bedenica	6	2	4	6	-	-	-	-	-	-	6	6	-	-
Bistra	27	8	19	15	1	-	2	-	4	1	19	13	1	1
Brckovljani	21	6	15	16	4	2	1	1	2	-	14	13	-	-
Brdovec	67	19	48	45	8	3	14	9	10	2	34	30	1	1
Dubrava	18	9	9	16	4	4	3	2	-	-	11	10	-	-
Dubravica	4	2	2	1	-	-	2	-	-	-	2	1	-	-
Farkaševac	4	3	1	1	-	-	2	-	-	-	2	1	-	-
Gradec	14	3	11	13	2	2	2	2	1	-	9	9	-	-
Jakovlje	14	7	7	10	3	1	-	-	2	-	9	9	-	-
Klinča Sela	29	13	16	21	7	5	3	1	6	3	13	12	-	-
Kloštar Ivanič	29	8	21	24	4	3	1	-	4	4	20	17	-	-
Krašić	13	5	8	12	4	3	1	1	-	-	8	8	-	-
Krvarsko	5	2	3	3	1	-	1	-	-	-	3	3	-	-
Križ	38	8	30	30	3	2	1	-	1	-	33	28	-	-
Luka	7	2	5	4	-	-	-	-	2	1	5	3	-	-
Marija Gorica	10	2	8	6	-	-	3	-	2	1	5	5	-	-
Orle	6	4	2	2	2	-	-	-	2	-	2	2	-	-
Pisarovina	9	3	6	5	1	-	2	1	2	-	4	4	-	-
Pokupsko	7	1	6	5	3	2	-	-	-	-	4	3	-	-
Preseka	5	3	2	4	1	-	-	-	-	-	4	4	-	-
Pušća	7	3	4	5	-	-	2	1	1	-	4	4	-	-
Rakovec	4	1	3	3	2	1	-	-	-	-	2	2	-	-
Rugvica	35	13	22	26	9	6	1	1	2	-	23	19	-	-
Stupnik	20	7	13	16	2	2	4	2	3	2	10	9	1	1
Žumberak	1	-	1	1	-	-	-	-	-	-	1	1	-	-
Krapinsko-zagorska županija County of Krapina-Zagorje	724	283	441	494	84	59	43	14	92	18	503	401	2	2
Gradovi/ Towns														
Donja Stubica	23	9	14	15	3	3	2	-	2	-	16	12	-	-
Klanjec	6	2	4	5	-	-	-	-	1	-	5	5	-	-
Krapina	84	32	52	60	11	6	7	4	11	2	55	48	-	-
Oroslavje	20	7	13	10	4	3	2	-	2	-	12	7	-	-
Pregrada	37	15	22	23	1	1	2	-	4	-	30	22	-	-
Zabok	68	19	49	44	6	2	3	2	11	3	48	37	-	-
Zlatar	48	23	25	39	5	3	1	-	4	2	38	34	-	-
Općine/ Municipalities														
Bedekovčina	49	20	29	33	3	3	6	2	3	-	37	28	-	-
Budinščina	10	2	8	8	-	-	-	-	1	-	9	8	-	-
Desinić	10	3	7	6	-	-	-	-	2	-	8	6	-	-
Đurmanec	17	7	10	12	1	1	2	1	2	-	11	9	1	1
Gornja Stubica	26	10	16	18	3	3	2	-	2	-	19	15	-	-
Hrašćina	5	3	2	3	-	-	-	-	-	-	5	3	-	-
Hum na Sutli	29	11	18	18	4	2	1	1	7	2	17	13	-	-
Jesenje	8	2	6	7	-	-	1	1	-	-	7	6	-	-

1.7. STUDENTI KOJI SU DIPLOMIRALI PREMA ŽUPANIJI I GRADU/OPĆINI PREBIVALIŠTA, SKUPINAMA VISOKIH UČILIŠTA TE NAČINU STUDIRANJA I SPOLU U 2010.

GRADUATED STUDENTS, BY COUNTY AND TOWN/MUNICIPALITY OF RESIDENCE, GROUPS OF INSTITUTIONS OF HIGHER EDUCATION, MODE OF STUDY AND SEX, 2010

(nastavak)  
(continued)

	Ukupno Total				Veleučilišta Polytechnics		Visoke škole Schools of professional higher education		Fakulteti Faculties				Umjetničke akademije Art academies	
	svoga All	muškarci Men	žene Women	redoviti Full-time	svoga All	redoviti Full-time	svoga All	redoviti Full-time	stručni studij Professional study		sveučilišni studij University study		svoga All	redoviti Full-time
									svoga All	redoviti Full-time	svoga All	redoviti Full-time		
Konjščina	28	7	21	17	3	2	-	-	8	1	17	14	-	-
Kraljevec na Sutli	2	1	1	-	-	-	-	-	1	-	1	-	-	-
Krapinske Toplice	27	10	17	16	6	4	1	-	5	2	15	10	-	-
Kumrovec	10	5	5	7	-	-	2	2	3	2	5	3	-	-
Lobor	14	6	8	12	5	5	-	-	2	-	7	7	-	-
Mače	15	5	10	11	5	4	1	-	-	-	9	7	-	-
Marija Bistrica	27	13	14	21	4	2	-	-	1	-	22	19	-	-
Mihovljan	4	3	1	1	-	-	-	-	1	-	3	1	-	-
Novi Golubovec	8	5	3	8	-	-	-	-	1	1	7	7	-	-
Petrovsko	8	3	5	8	2	2	-	-	-	-	6	6	-	-
Radoboj	17	6	11	9	3	1	3	-	1	-	10	8	-	-
Stubičke Toplice	13	5	8	9	1	1	-	-	1	-	11	8	-	-
Sveti Križ Začretje	41	18	23	24	4	4	3	1	8	-	26	19	-	-
Tuhelj	7	6	1	5	1	1	1	-	-	-	5	4	-	-
Veliko Trgovišće	30	12	18	22	4	3	1	-	3	-	22	19	-	-
Zagorska Sela	8	3	5	6	1	1	-	-	1	1	6	4	-	-
Zlatar-Bistrica	25	10	15	17	4	2	2	-	4	2	14	12	1	1
Sisačko-moslavačka županija County of Sisak-Moslavina	870	387	483	660	149	95	38	14	124	47	553	498	6	6
Gradovi/ Towns														
Glina	32	12	20	26	5	3	3	2	6	4	18	17	-	-
Hrvatska Kostajnica	13	5	8	9	1	1	-	-	4	2	8	6	-	-
Kutina	162	88	74	125	27	15	7	4	14	6	112	98	2	2
Novska	77	30	47	61	13	9	5	1	4	2	53	47	2	2
Petrinja	105	44	61	76	13	10	5	-	29	13	58	53	-	-
Sisak	321	144	177	235	51	29	12	5	48	13	209	187	1	1
Općine/ Municipalities														
Donji Kukuruzari	5	4	1	4	2	2	1	-	-	-	2	2	-	-
Dvor	6	5	1	6	-	-	1	1	-	-	5	5	-	-
Gvozd	6	4	2	6	4	4	-	-	-	-	2	2	-	-
Hrvatska Dubica	3	2	1	3	1	1	-	-	-	-	2	2	-	-
Jasenovac	5	3	2	2	1	-	1	-	-	-	3	2	-	-
Lekenik	21	5	16	17	3	2	-	-	2	1	16	14	-	-
Lipovljani	19	6	13	16	5	2	-	-	1	1	13	13	-	-
Majur	2	-	2	2	1	1	-	-	-	-	1	1	-	-
Martinska Ves	6	3	3	4	2	1	1	-	-	-	3	3	-	-
Popovača	54	20	34	39	11	8	2	1	12	3	29	27	-	-
Sunja	8	1	7	6	2	1	-	-	1	-	5	5	-	-
Topusko	17	10	7	17	4	4	-	-	1	1	12	12	-	-
Velika Ludina	8	1	7	6	3	2	-	-	2	1	2	2	1	1
Karlovačka županija County of Karlovac	919	341	578	682	273	154	40	13	55	28	539	475	12	12
Gradovi/ Towns														
Duga Resa	90	29	61	62	31	16	7	1	5	2	47	43	-	-
Karlovac	509	191	318	372	173	96	22	6	28	14	276	246	10	10
Ogulin	100	44	56	71	19	11	3	1	10	4	68	55	-	-
Ozalj	57	20	37	47	11	6	1	1	2	-	43	40	-	-
Slunj	24	8	16	17	6	2	1	1	2	1	15	13	-	-
Općine/ Municipalities														
Barilović	11	6	5	7	5	2	-	-	-	-	6	5	-	-
Bosiljevo	6	3	3	5	2	2	-	-	-	-	4	3	-	-
Cetingrad	14	5	9	12	3	3	-	-	-	-	11	9	-	-
Draganić	11	5	6	11	4	4	1	1	-	-	6	6	-	-
Generalski Stol	18	4	14	18	3	3	-	-	3	3	12	12	-	-
Josipdol	25	5	20	14	7	3	1	-	1	-	14	9	2	2
Kamanje	7	4	3	6	2	2	1	-	-	-	4	4	-	-
Krnjak	1	-	1	1	-	-	-	-	1	1	-	-	-	-
Lasinja	2	-	2	1	1	-	-	-	1	1	-	-	-	-
Netretić	9	6	3	8	2	2	-	-	-	-	7	6	-	-
Plaški	7	1	6	7	1	1	-	-	-	-	6	6	-	-
Rakovica	14	4	10	12	1	-	1	1	1	1	11	10	-	-

**1.7. STUDENTI KOJI SU DIPLOMIRALI PREMA ŽUPANIJI I GRADU/OPĆINI PREBIVALIŠTA, SKUPINAMA VISOKIH UČILIŠTA TE NAČINU STUDIRANJA I SPOLU U 2010.**

GRADUATED STUDENTS, BY COUNTY AND TOWN/MUNICIPALITY OF RESIDENCE, GROUPS OF INSTITUTIONS OF HIGHER EDUCATION, MODE OF STUDY AND SEX, 2010

(nastavak)  
(continued)

	Ukupno Total				Veleučilišta Polytechnics		Visoke škole Schools of professional higher education		Fakulteti Faculties				Umjetničke akademije Art academies	
	svoga All	muškarci Men	žene Women	redoviti Full-time	svoga All	redoviti Full-time	svoga All	redoviti Full-time	stručni studij Professional study		sveučilišni studij University study		svoga All	redoviti Full-time
									svoga All	redoviti Full-time	svoga All	redoviti Full-time		
Ribnik	2	1	1	2	-	-	-	-	-	-	2	2	-	-
Tounj	1	-	1	-	1	-	-	-	-	-	-	-	-	-
Vojnić	2	-	2	2	-	-	-	-	-	-	2	2	-	-
Žakanje	9	5	4	7	1	1	2	1	1	1	5	4	-	-
<b>Varaždinska županija County of Varaždin</b>	<b>1 102</b>	<b>442</b>	<b>660</b>	<b>825</b>	<b>137</b>	<b>88</b>	<b>48</b>	<b>18</b>	<b>164</b>	<b>41</b>	<b>732</b>	<b>657</b>	<b>21</b>	<b>21</b>
<i>Gradovi/ Towns</i>														
Ivanec	101	34	67	82	8	5	3	3	16	4	72	68	2	2
Lepoglava	52	24	28	47	7	7	1	-	3	2	39	36	2	2
Ludbreg	64	30	34	47	9	3	5	5	7	-	42	38	1	1
Novi Marof	98	33	65	79	11	9	2	-	13	7	70	61	2	2
Varaždin	397	184	213	277	52	31	18	3	56	12	261	221	10	10
Varaždinske Toplice	30	13	17	26	4	3	2	1	4	3	18	17	2	2
<i>Općine/ Municipalities</i>														
Bednja	19	8	11	14	3	2	-	-	2	-	14	12	-	-
Beretinac	23	9	14	18	3	2	-	-	4	1	16	15	-	-
Breznica	10	3	7	9	1	1	3	2	-	-	6	6	-	-
Breznički Hum	5	1	4	4	1	-	-	-	1	1	3	3	-	-
Cestica	14	4	10	12	3	2	2	1	1	1	8	8	-	-
Donja Voća	7	1	6	6	1	1	-	-	2	1	4	4	-	-
Gornji Knežinec	24	12	12	19	4	1	-	-	2	-	18	18	-	-
Jažabet	12	5	7	8	2	1	1	-	1	-	8	7	-	-
Klenovnik	11	6	5	8	1	-	1	-	1	-	8	8	-	-
Ljubešćica	8	4	4	5	2	1	-	-	1	-	5	4	-	-
Mali Bukovec	10	4	6	7	1	1	1	-	2	-	6	6	-	-
Martijanec	22	8	14	15	3	3	2	-	6	1	11	11	-	-
Maruševec	24	5	19	19	2	2	-	-	4	-	18	17	-	-
Petrijanec	17	9	8	12	-	-	-	-	3	1	12	9	2	2
Sračinec	23	9	14	14	3	1	3	2	6	1	11	10	-	-
Sveti Đurd	16	3	13	10	-	-	1	-	5	-	10	10	-	-
Sveti Ilija	22	5	17	18	3	3	1	-	4	1	14	14	-	-
Trnovec Bartolovečki	43	16	27	32	6	3	2	1	7	2	28	26	-	-
Veliki Bukovec	6	3	3	4	1	1	-	-	2	-	3	3	-	-
Vidovec	27	7	20	22	5	4	-	-	4	1	18	17	-	-
Vinica	10	1	9	5	1	1	-	-	5	1	4	3	-	-
Visoko	7	1	6	6	-	-	-	-	2	1	5	5	-	-
<b>Koprivničko-križevačka županija County of Koprivnica-Križevci</b>	<b>720</b>	<b>294</b>	<b>426</b>	<b>553</b>	<b>53</b>	<b>28</b>	<b>66</b>	<b>31</b>	<b>79</b>	<b>18</b>	<b>502</b>	<b>456</b>	<b>20</b>	<b>20</b>
<i>Gradovi/ Towns</i>														
Đurđevac	60	24	36	46	3	-	1	1	6	1	49	43	1	1
Koprivnica	270	114	156	200	22	10	17	2	36	8	191	176	4	4
Križevci	136	59	77	109	8	6	17	10	12	4	90	80	9	9
<i>Općine/ Municipalities</i>														
Drnje	8	1	7	7	-	-	1	-	-	-	7	7	-	-
Đelekovec	13	6	7	8	1	-	3	-	-	-	9	8	-	-
Ferdinandovac	6	5	1	5	-	-	-	-	1	-	5	5	-	-
Gola	12	4	8	10	-	-	1	1	2	-	8	8	1	1
Gornja Rijeka	7	1	6	5	1	-	-	-	1	-	5	5	-	-
Hlebine	9	5	4	7	-	-	-	-	1	-	8	7	-	-
Kalinovac	17	8	9	13	1	1	3	1	2	1	11	10	-	-
Kalnik	7	1	6	6	1	1	1	1	-	-	5	4	-	-
Kloštar Podravski	21	9	12	17	-	-	6	5	3	1	11	10	1	1
Koprivnički Bregi	15	6	9	7	1	-	3	1	3	-	7	5	1	1
Koprivnički Ivanec	16	3	13	14	2	2	-	-	-	-	14	12	-	-
Legrad	12	3	9	8	1	1	1	-	2	-	7	6	1	1
Molve	8	4	4	6	1	-	-	-	-	-	7	6	-	-
Novigrad Podravski	11	4	7	9	2	-	1	1	-	-	8	8	-	-
Novo Virje	4	1	3	2	1	-	-	-	-	-	3	2	-	-
Peteranec	15	5	10	12	-	-	-	-	2	-	13	12	-	-
Podravske Sesvete	2	1	1	1	-	-	1	-	-	-	1	1	-	-
Rasinja	12	5	7	11	-	-	1	1	1	-	10	10	-	-

1.7. STUDENTI KOJI SU DIPLOMIRALI PREMA ŽUPANIJI I GRADU/OPĆINI PREBIVALIŠTA, SKUPINAMA VISOKIH UČILIŠTA TE NAČINU STUDIRANJA I SPOLU U 2010.

GRADUATED STUDENTS, BY COUNTY AND TOWN/MUNICIPALITY OF RESIDENCE, GROUPS OF INSTITUTIONS OF HIGHER EDUCATION, MODE OF STUDY AND SEX, 2010

(nastavak)  
(continued)

	Ukupno Total				Veleučilišta Polytechnics		Visoke škole Schools of professional higher education		Fakulteti Faculties				Umjetničke akademije Art academies	
	svoga All	muškarci Men	žene Women	redoviti Full-time	svoga All	redoviti Full-time	svoga All	redoviti Full-time	stručni studij Professional study		sveučilišni studij University study		svoga All	redoviti Full-time
									svoga All	redoviti Full-time	svoga All	redoviti Full-time		
Sokolovac	7	4	3	7	-	-	1	1	1	1	5	5	-	-
Sveti Ivan Žabno	20	7	13	15	2	1	3	3	4	1	11	10	-	-
Sveti Petar Orehovec	18	6	12	14	2	2	5	3	1	-	9	8	1	1
Virje	14	8	6	14	4	4	-	-	1	1	8	8	1	1
<b>Bjelovarsko-bilogorska županija County of Bjelovar-Bilogora</b>	<b>688</b>	<b>276</b>	<b>412</b>	<b>485</b>	<b>76</b>	<b>45</b>	<b>30</b>	<b>13</b>	<b>66</b>	<b>39</b>	<b>506</b>	<b>378</b>	<b>10</b>	<b>10</b>
<i>Gradovi/ Towns</i>														
Bjelovar	317	131	186	195	28	17	18	6	23	8	242	158	6	6
Čazma	45	12	33	36	5	2	3	2	4	3	32	28	1	1
Daruvar	95	45	50	83	16	9	1	-	15	13	63	61	-	-
Garešnica	59	25	34	45	5	2	1	1	8	5	44	36	1	1
Grubišno Polje	28	11	17	24	4	4	3	2	1	-	20	18	-	-
<i>Općine/ Municipalities</i>														
Berek	5	3	2	4	-	-	-	-	-	-	5	4	-	-
Dežanovac	9	3	6	9	1	1	-	-	1	1	7	7	-	-
Đulovac	5	4	1	4	1	-	-	-	1	1	2	2	1	1
Hercegovac	16	6	10	14	1	1	-	-	2	1	12	11	1	1
Ivanska	7	4	3	4	-	-	-	-	1	1	6	3	-	-
Kapela	12	2	10	7	1	-	-	-	2	2	9	5	-	-
Končanica	6	-	6	5	2	2	-	-	1	1	3	2	-	-
Nova Rača	11	6	5	8	1	1	1	1	2	1	7	5	-	-
Rovišće	21	8	13	13	1	1	2	1	-	-	18	11	-	-
Severin	1	-	1	1	-	-	-	-	1	1	-	-	-	-
Sirač	8	4	4	5	3	2	-	-	1	-	4	3	-	-
Šandrovac	2	1	1	-	1	-	-	-	1	-	-	-	-	-
Štefanje	8	2	6	7	1	1	-	-	-	-	7	6	-	-
Velika Pisanica	2	-	2	1	-	-	-	-	1	-	1	1	-	-
Velika Trnovitica	5	5	-	5	-	-	-	-	1	1	4	4	-	-
Veliki Grđevac	9	-	9	6	1	1	-	-	-	-	8	5	-	-
Veliko Trojstvo	12	3	9	7	3	-	-	-	-	-	9	7	-	-
Zrinski Topolovac	5	1	4	2	1	1	1	-	-	-	3	1	-	-
<b>Primorsko-goranska županija County of Primorje-Gorski kotar</b>	<b>2 959</b>	<b>1 150</b>	<b>1 809</b>	<b>2 136</b>	<b>264</b>	<b>102</b>	<b>32</b>	<b>10</b>	<b>461</b>	<b>214</b>	<b>2 120</b>	<b>1 728</b>	<b>82</b>	<b>82</b>
<i>Gradovi/ Towns</i>														
Bakar	67	26	41	46	3	-	2	-	15	7	45	37	2	2
Cres	28	10	18	23	1	-	-	-	3	-	24	23	-	-
Crikvenica	104	41	63	75	5	2	-	-	21	8	76	63	2	2
Čabar	30	10	20	25	7	5	-	-	6	4	17	16	-	-
Delnice	65	24	41	48	10	5	1	-	10	4	44	39	-	-
Kastav	105	45	60	78	9	5	2	-	13	7	79	64	2	2
Kraljevica	45	13	32	29	4	2	-	-	8	3	33	24	-	-
Krk	71	27	44	54	6	3	1	-	18	12	46	39	-	-
Mali Lošinj	71	25	46	56	2	-	-	-	9	3	60	53	-	-
Novi Vinodolski	42	15	27	37	5	4	-	-	3	1	33	31	1	1
Opatija	120	47	73	85	7	4	2	2	16	4	93	73	2	2
Rab	60	25	35	39	8	1	3	2	14	6	31	26	4	4
Rijeka	1 481	588	893	1 056	124	43	13	2	222	101	1 073	861	49	49
Vrbovsko	34	11	23	28	7	4	-	-	3	2	23	21	1	1
<i>Općine/ Municipalities</i>														
Baška	15	4	11	11	-	-	-	-	4	3	11	8	-	-
Brod Moravice	2	1	1	1	-	-	-	-	1	-	1	1	-	-
Čavle	64	20	44	51	2	2	2	1	15	10	42	35	3	3
Dobrinj	7	2	5	4	-	-	-	-	1	1	6	3	-	-
Fužine	14	6	8	9	4	1	-	-	4	2	6	6	-	-
Jelenje	42	7	35	35	4	2	-	-	7	4	28	26	3	3
Klana	14	5	9	12	2	1	-	-	1	1	11	10	-	-
Kostrena	44	19	25	35	2	-	1	-	3	1	37	33	1	1
Lokve	4	-	4	3	-	-	-	-	-	-	4	3	-	-
Lopar	9	2	7	9	-	-	1	1	1	1	7	7	-	-
Lovran	35	15	20	24	1	1	-	-	9	4	22	16	3	3
Malinska-Dubašnica	24	10	14	18	5	4	-	-	4	2	14	11	1	1

**1.7. STUDENTI KOJI SU DIPLOMIRALI PREMA ŽUPANIJI I GRADU/OPĆINI PREBIVALIŠTA, SKUPINAMA VISOKIH UČILIŠTA TE NAČINU STUDIRANJA I SPOLU U 2010.**

GRADUATED STUDENTS, BY COUNTY AND TOWN/MUNICIPALITY OF RESIDENCE, GROUPS OF INSTITUTIONS OF HIGHER EDUCATION, MODE OF STUDY AND SEX, 2010

(nastavak)  
(continued)

	Ukupno Total				Veleučilišta Polytechnics		Visoke škole Schools of professional higher education		Fakulteti Faculties				Umjetničke akademije Art academies	
	svoga All	muškarci Men	žene Women	redoviti Full-time	svoga All	redoviti Full-time	svoga All	redoviti Full-time	stručni studij Professional study		sveučilišni studij University study		svoga All	redoviti Full-time
									svoga All	redoviti Full-time	svoga All	redoviti Full-time		
Matulji	102	43	59	69	8	2	2	2	20	12	69	50	3	3
Mošćenička Draga	10	6	4	10	1	1	-	-	-	-	9	9	-	-
Mrkopalj	14	8	6	12	3	1	-	-	1	1	9	9	1	1
Omišalj	37	11	26	25	5	1	1	-	5	2	24	20	2	2
Punat	13	4	9	10	-	-	-	-	2	-	11	10	-	-
Ravna Gora	16	9	7	10	4	-	-	-	1	-	10	9	1	1
Skrad	13	8	5	8	4	1	1	-	-	-	8	7	-	-
Vinodolska općina	18	4	14	10	3	1	-	-	3	-	11	8	1	1
Viškovo	132	56	76	85	18	6	-	-	18	8	96	71	-	-
Vrbnik	7	3	4	6	-	-	-	-	-	-	7	6	-	-
<b>Ličko-senjska županija County of Lika-Senj</b>	<b>303</b>	<b>90</b>	<b>213</b>	<b>217</b>	<b>96</b>	<b>41</b>	<b>8</b>	<b>3</b>	<b>25</b>	<b>15</b>	<b>171</b>	<b>155</b>	<b>3</b>	<b>3</b>
<b>Gradovi/ Towns</b>														
Gospić	93	17	76	59	43	18	-	-	9	5	40	35	1	1
Novalj	23	13	10	18	3	2	2	2	2	-	16	14	-	-
Otočac	57	13	44	46	15	7	1	-	2	2	39	37	-	-
Senj	70	26	44	52	14	5	1	-	7	6	48	41	-	-
<b>Općine/ Municipalities</b>														
Brinje	9	4	5	8	3	2	-	-	-	-	5	5	1	1
Donji Lapac	6	1	5	6	1	1	-	-	1	1	4	4	-	-
Karlobag	5	2	3	4	1	-	-	-	-	-	4	4	-	-
Lovnac	1	-	1	1	-	-	-	-	-	-	-	-	1	1
Perušić	9	4	5	6	6	4	1	-	-	-	2	2	-	-
Plitvička Jezera	24	6	18	14	8	2	3	1	3	1	10	10	-	-
Udbina	4	2	2	2	1	-	-	-	1	-	2	2	-	-
Vrhovine	2	2	-	1	1	-	-	-	-	-	1	1	-	-
<b>Virovitičko-podravska županija County of Virovitica-Podravina</b>	<b>560</b>	<b>224</b>	<b>336</b>	<b>442</b>	<b>51</b>	<b>33</b>	<b>79</b>	<b>46</b>	<b>89</b>	<b>62</b>	<b>339</b>	<b>299</b>	<b>2</b>	<b>2</b>
<b>Gradovi/ Towns</b>														
Orahovica	50	15	35	39	3	2	3	1	6	4	38	32	-	-
Slatina	106	39	67	86	8	5	6	2	13	10	79	69	-	-
Virovitica	208	88	120	154	16	8	44	23	34	24	112	97	2	2
<b>Općine/ Municipalities</b>														
Crnac	10	5	5	8	1	1	-	-	3	1	6	6	-	-
Čačinci	19	4	15	17	2	1	-	-	5	4	12	12	-	-
Čađavica	7	5	2	5	1	1	-	-	2	1	4	3	-	-
Gradina	13	5	8	11	3	3	1	1	3	2	6	5	-	-
Lukač	18	7	11	17	1	1	5	4	-	-	12	12	-	-
Mikleuš	9	5	4	9	1	1	1	1	1	1	6	6	-	-
Nova Bukovica	12	4	8	9	2	2	1	1	1	-	8	6	-	-
Pitomača	46	18	28	37	3	3	7	4	9	6	27	24	-	-
Sopje	4	1	3	4	-	-	-	-	2	2	2	2	-	-
Suhopolje	33	19	14	28	6	4	7	6	5	5	15	13	-	-
Špišić Bukovica	12	2	10	7	1	-	2	1	3	-	6	6	-	-
Voćin	7	6	1	6	2	1	2	2	-	-	3	3	-	-
Zdenci	6	1	5	5	1	-	-	-	2	2	3	3	-	-
<b>Požeško-slavonska županija County of Požega-Slavonia</b>	<b>509</b>	<b>208</b>	<b>301</b>	<b>407</b>	<b>116</b>	<b>78</b>	<b>15</b>	<b>11</b>	<b>44</b>	<b>36</b>	<b>324</b>	<b>272</b>	<b>10</b>	<b>10</b>
<b>Gradovi/ Towns</b>														
Kutjevo	51	18	33	43	8	7	3	1	6	5	34	30	-	-
Lipik	35	9	26	30	10	6	-	-	3	3	22	21	-	-
Pakrac	31	12	19	27	13	11	1	1	7	6	10	9	-	-
Pleternica	57	29	28	44	13	11	3	2	5	3	34	26	2	2
Požega	233	103	130	180	50	26	8	7	13	11	155	129	7	7
<b>Općine/ Municipalities</b>														
Brestovac	17	4	13	14	4	3	-	-	4	3	9	8	-	-
Čaglin	4	1	3	3	1	1	-	-	-	-	3	2	-	-

**1.7. STUDENTI KOJI SU DIPLOMIRALI PREMA ŽUPANIJI I GRADU/OPĆINI PREBIVALIŠTA, SKUPINAMA VISOKIH UČILIŠTA TE NAČINU STUDIRANJA I SPOLU U 2010.**

GRADUATED STUDENTS, BY COUNTY AND TOWN/MUNICIPALITY OF RESIDENCE, GROUPS OF INSTITUTIONS OF HIGHER EDUCATION, MODE OF STUDY AND SEX, 2010

(nastavak)  
(continued)

	Ukupno Total				Veleučilišta Polytechnics		Visoke škole Schools of professional higher education		Fakulteti Faculties				Umjetničke akademije Art academies	
	svoga All	muškarci Men	žene Women	redoviti Full-time	svoga All	redoviti Full-time	svoga All	redoviti Full-time	stručni studij Professional study		sveučilišni studij University study		svoga All	redoviti Full-time
									svoga All	redoviti Full-time	svoga All	redoviti Full-time		
Jakšić	27	9	18	20	3	2	-	-	3	2	21	16	-	-
Kaptol	17	8	9	16	2	2	-	-	-	-	15	14	-	-
Velika	37	15	22	30	12	9	-	-	3	3	21	17	1	1
<b>Brodsko-posavska županija County of Slavonski Brod-Posavina</b>	<b>968</b>	<b>409</b>	<b>559</b>	<b>760</b>	<b>209</b>	<b>127</b>	<b>24</b>	<b>9</b>	<b>66</b>	<b>43</b>	<b>663</b>	<b>575</b>	<b>6</b>	<b>6</b>
<b>Gradovi/ Towns</b>														
Nova Gradiška	80	35	45	64	13	9	2	1	4	2	59	50	2	2
Slavonski Brod	494	206	288	373	122	67	10	5	27	14	333	285	2	2
<b>Općine/ Municipalities</b>														
Bebrina	19	6	13	15	2	2	-	-	1	1	16	12	-	-
Brodski Stupnik	20	8	12	16	5	3	1	-	1	1	13	12	-	-
Bukovlje	10	4	6	9	1	1	-	-	-	-	9	8	-	-
Cernik	11	6	5	11	1	1	-	-	2	2	7	7	1	1
Davor	14	5	9	10	3	1	-	-	2	1	9	8	-	-
Donji Andrijevići	15	9	6	12	4	2	-	-	1	-	10	10	-	-
Dragalić	2	2	-	-	1	-	1	-	-	-	-	-	-	-
Garčin	20	7	13	15	3	2	2	-	2	1	13	12	-	-
Gornja Vrba	11	1	10	9	4	3	-	-	-	-	7	6	-	-
Gornji Bogičevci	10	4	6	9	2	2	-	-	2	1	6	6	-	-
Gundinci	10	5	5	8	-	-	-	-	-	-	10	8	-	-
Klakar	13	6	7	12	2	1	-	-	1	1	10	10	-	-
Nova Kapela	22	13	9	19	9	8	1	1	1	1	11	9	-	-
Okučani	5	4	1	3	-	-	1	1	1	-	3	2	-	-
Oprisavci	10	7	3	8	2	1	-	-	-	-	8	7	-	-
Oriovac	23	8	15	21	1	-	1	-	3	3	18	18	-	-
Podcrkavlje	8	3	5	5	3	1	-	-	-	-	5	4	-	-
Rešetari	29	8	21	26	6	6	1	1	1	1	21	18	-	-
Sibinj	53	28	25	41	8	3	4	-	4	4	37	34	-	-
Sikirevci	5	3	2	5	-	-	-	-	-	-	5	5	-	-
Slavonski Šamac	15	5	10	11	2	2	-	-	4	3	9	6	-	-
Stara Gradiška	5	1	4	5	-	-	-	-	3	3	2	2	-	-
Staro Petrovo Selo	17	6	11	15	6	6	-	-	1	1	10	8	-	-
Velika Kapanica	19	6	13	17	1	1	-	-	1	-	16	15	1	1
Vrbje	10	5	5	8	3	1	-	-	-	-	7	7	-	-
Vrpolje	18	8	10	13	5	4	-	-	4	3	9	6	-	-
<b>Zadarska županija County of Zadar</b>	<b>1 360</b>	<b>518</b>	<b>842</b>	<b>1 052</b>	<b>88</b>	<b>47</b>	<b>23</b>	<b>7</b>	<b>219</b>	<b>119</b>	<b>1 021</b>	<b>870</b>	<b>9</b>	<b>9</b>
<b>Gradovi/ Towns</b>														
Benkovac	48	22	26	41	9	6	1	-	4	3	34	32	-	-
Biograd na Moru	40	18	22	29	7	4	1	-	14	10	18	15	-	-
Nin	15	4	11	11	-	-	-	-	3	-	12	11	-	-
Obrovac	13	4	9	12	1	1	-	-	2	1	10	10	-	-
Pag	23	8	15	17	-	-	-	-	4	2	19	15	-	-
Zadar	835	316	519	634	37	16	11	3	138	70	642	538	7	7
<b>Općine/ Municipalities</b>														
Bibinje	13	6	7	11	-	-	-	-	2	1	11	10	-	-
Galovac	6	3	3	4	1	1	-	-	-	-	5	3	-	-
Gračac	13	5	8	10	3	3	-	-	5	2	5	5	-	-
Jasenice	10	2	8	9	1	-	-	-	2	2	7	7	-	-
Kali	10	4	6	10	-	-	1	1	-	-	8	8	1	1
Kolan	8	5	3	5	1	-	-	-	-	-	6	4	1	1
Kukljica	5	3	2	4	-	-	-	-	1	1	4	3	-	-
Lišane Ostrovičke	3	-	3	3	-	-	-	-	-	-	3	3	-	-
Novigrad	12	4	8	10	-	-	1	-	2	2	9	8	-	-
Pakoštane	17	8	9	17	3	3	-	-	-	-	14	14	-	-
Pašman	19	5	14	17	2	2	-	-	3	2	14	13	-	-
Polača	7	3	4	5	1	-	-	-	3	2	3	3	-	-
Poličnik	24	5	19	19	-	-	3	1	4	2	17	16	-	-
Posedarje	23	11	12	18	2	-	-	-	3	2	18	16	-	-
Povljana	6	3	3	6	-	-	-	-	1	1	5	5	-	-
Preko	15	4	11	12	1	-	1	1	3	2	10	9	-	-

**1.7. STUDENTI KOJI SU DIPLOMIRALI PREMA ŽUPANIJI I GRADU/OPĆINI PREBIVALIŠTA, SKUPINAMA VISOKIH UČILIŠTA TE NAČINU STUDIRANJA I SPOLU U 2010.**

GRADUATED STUDENTS, BY COUNTY AND TOWN/MUNICIPALITY OF RESIDENCE, GROUPS OF INSTITUTIONS OF HIGHER EDUCATION, MODE OF STUDY AND SEX, 2010

(nastavak)  
(continued)

	Ukupno Total				Veleučilišta Polytechnics		Visoke škole Schools of professional higher education		Fakulteti Faculties				Umjetničke akademije Art academies	
	svoga All	muškarci Men	žene Women	redoviti Full-time	svoga All	redoviti Full-time	svoga All	redoviti Full-time	stručni studij Professional study		sveučilišni studij University study		svoga All	redoviti Full-time
									svoga All	redoviti Full-time	svoga All	redoviti Full-time		
Privlaka	21	11	10	15	2	2	1	1	2	-	16	12	-	-
Ražanac	15	7	8	11	1	-	-	-	2	2	12	9	-	-
Sali	7	5	2	4	-	-	-	-	-	-	7	4	-	-
Stankovci	6	1	5	6	-	-	-	-	1	1	5	5	-	-
Starigrad	15	5	10	12	2	1	1	-	1	-	11	11	-	-
Sukošan	40	15	25	33	2	2	1	-	7	6	30	25	-	-
Sveti Filip i Jakov	31	13	18	21	5	3	-	-	4	1	22	17	-	-
Škabrnja	9	2	7	7	-	-	-	-	2	1	7	6	-	-
Tkon	5	1	4	2	2	-	-	-	1	-	2	2	-	-
Vir	10	5	5	6	1	1	-	-	2	1	7	4	-	-
Vrsi	16	3	13	13	2	-	1	-	2	2	11	11	-	-
Zemunik Donji	20	7	13	18	2	2	-	-	1	-	17	16	-	-
<b>Osječko-baranjska županija County of Osijek-Baranja</b>	<b>2 200</b>	<b>871</b>	<b>1 329</b>	<b>1 702</b>	<b>94</b>	<b>44</b>	<b>39</b>	<b>15</b>	<b>325</b>	<b>198</b>	<b>1 697</b>	<b>1 400</b>	<b>45</b>	<b>45</b>
<b>Gradovi/ Towns</b>														
Beli Manastir	51	19	32	43	1	-	-	-	5	4	44	38	1	1
Belišće	80	32	48	62	1	-	1	-	20	13	56	47	2	2
Donji Mihaljac	74	31	43	59	-	-	1	1	14	10	58	47	1	1
Đakovo	236	105	131	194	15	9	5	5	36	24	177	153	3	3
Našice	166	66	100	126	14	8	1	-	22	16	127	100	2	2
Osijek	1 034	403	631	773	38	12	20	7	119	65	824	656	33	33
Valpovo	75	31	44	55	2	1	1	-	21	7	51	47	-	-
<b>Općine/ Municipalities</b>														
Antunovac	14	6	8	10	-	-	3	2	-	-	11	8	-	-
Bilje	20	6	14	16	2	1	-	-	1	-	17	15	-	-
Bizovac	27	10	17	24	-	-	1	-	5	5	21	19	-	-
Čeminac	11	7	4	9	-	-	-	-	2	1	9	8	-	-
Čepin	88	39	49	64	4	2	2	-	13	5	68	56	1	1
Darda	23	7	16	17	1	1	-	-	5	3	17	13	-	-
Donja Motičina	9	1	8	7	-	-	-	-	-	-	9	7	-	-
Draž	8	2	6	6	1	-	-	-	2	1	5	5	-	-
Drenje	4	2	2	3	1	1	-	-	-	-	3	2	-	-
Đurđenovac	31	16	15	22	6	3	-	-	8	6	17	13	-	-
Erdut	30	12	18	26	-	-	-	-	3	1	27	25	-	-
Ernestinovo	7	3	4	7	-	-	-	-	2	2	5	5	-	-
Feričanci	11	3	8	9	1	1	1	-	1	1	8	7	-	-
Gorjani	5	2	3	5	-	-	-	-	1	1	4	4	-	-
Jagodnjak	7	2	5	7	-	-	-	-	3	3	4	4	-	-
Kneževi Vinogradi	14	6	8	12	-	-	-	-	5	4	9	8	-	-
Koška	15	5	10	12	2	2	1	-	3	2	9	8	-	-
Levanjska Varoš	4	1	3	4	1	1	-	-	1	1	2	2	-	-
Magadenovac	11	2	9	9	-	-	-	-	1	-	10	9	-	-
Marjanci	12	6	6	10	-	-	-	-	7	6	5	4	-	-
Petlovac	10	3	7	10	-	-	-	-	1	1	9	9	-	-
Petrijevci	18	3	15	13	1	-	1	-	2	1	13	11	1	1
Podgorač	11	5	6	9	2	1	-	-	2	2	7	6	-	-
Podravska Moslavina	3	2	1	3	-	-	-	-	-	-	3	3	-	-
Popovac	8	2	6	7	-	-	-	-	2	1	6	6	-	-
Punitovci	4	2	2	4	-	-	-	-	1	1	3	3	-	-
Satnica Đakovačka	12	6	6	11	-	-	-	-	5	5	7	6	-	-
Semeljci	19	5	14	16	-	-	-	-	3	1	15	14	1	1
Strizivojna	11	8	3	10	1	1	-	-	4	3	6	6	-	-
Šodolovci	4	1	3	3	-	-	-	-	1	-	3	3	-	-
Trnava	10	2	8	7	-	-	-	-	3	1	7	6	-	-
Viljevo	7	1	6	7	-	-	-	-	1	1	6	6	-	-
Viškovci	5	2	3	4	-	-	-	-	-	-	5	4	-	-
Vladislavci	5	3	2	3	-	-	-	-	-	-	5	3	-	-
Vuka	6	1	5	4	-	-	1	-	-	-	5	4	-	-
<b>Šibensko-kninska županija County of Šibenik-Knin</b>	<b>772</b>	<b>280</b>	<b>492</b>	<b>605</b>	<b>183</b>	<b>111</b>	<b>20</b>	<b>6</b>	<b>117</b>	<b>74</b>	<b>443</b>	<b>405</b>	<b>9</b>	<b>9</b>
<b>Gradovi/ Towns</b>														
Drniš	59	16	43	52	7	4	2	1	6	5	44	42	-	-

**1.7. STUDENTI KOJI SU DIPLOMIRALI PREMA ŽUPANIJI I GRADU/OPĆINI PREBIVALIŠTA, SKUPINAMA VISOKIH UČILIŠTA TE NAČINU STUDIRANJA I SPOLU U 2010.**

GRADUATED STUDENTS, BY COUNTY AND TOWN/MUNICIPALITY OF RESIDENCE, GROUPS OF INSTITUTIONS OF HIGHER EDUCATION, MODE OF STUDY AND SEX, 2010

(nastavak)  
(continued)

	Ukupno Total				Veleučilišta Polytechnics		Visoke škole Schools of professional higher education		Fakulteti Faculties				Umjetničke akademije Art academies	
	svoga All	muškarci Men	žene Women	redoviti Full-time	svoga All	redoviti Full-time	svoga All	redoviti Full-time	stručni studij Professional study		sveučilišni studij University study		svoga All	redoviti Full-time
									svoga All	redoviti Full-time	svoga All	redoviti Full-time		
Knin	98	33	65	78	17	13	2	1	23	15	56	49	-	-
Skradin	19	8	11	12	5	2	1	-	2	-	11	10	-	-
Šibenik	427	161	266	332	107	65	12	4	53	32	247	223	8	8
Vodice	49	16	33	35	18	9	-	-	7	4	24	22	-	-
<i>Općine/ Municipalities</i>														
Bilice	14	5	9	11	5	3	-	-	3	2	5	5	1	1
Biskupija	1	1	-	-	-	-	-	-	1	-	-	-	-	-
Ervenik	1	1	-	-	-	-	1	-	-	-	-	-	-	-
Kijevo	2	-	2	2	-	-	-	-	-	-	2	2	-	-
Murter-Komati	6	3	3	5	1	-	-	-	1	1	4	4	-	-
Pirovac	14	6	8	11	5	4	-	-	3	1	6	6	-	-
Primošten	18	7	11	14	3	2	2	-	3	2	10	10	-	-
Promina	7	3	4	5	1	-	-	-	2	1	4	4	-	-
Rogoznica	15	4	11	13	4	4	-	-	8	7	3	2	-	-
Ružić	9	6	3	8	1	-	-	-	1	1	7	7	-	-
Tisno	21	5	16	18	7	5	-	-	3	3	11	10	-	-
Tribunj	7	3	4	5	1	-	-	-	1	-	5	5	-	-
Unešić	5	2	3	4	1	-	-	-	-	-	4	4	-	-
<b>Vukovarsko-srijemska županija County of Vukovar-Sirmium</b>	<b>1 094</b>	<b>434</b>	<b>660</b>	<b>842</b>	<b>132</b>	<b>84</b>	<b>25</b>	<b>10</b>	<b>200</b>	<b>129</b>	<b>726</b>	<b>608</b>	<b>11</b>	<b>11</b>
<i>Gradovi/ Towns</i>														
Ilok	42	22	20	41	3	3	2	2	7	6	30	30	-	-
Otok	37	11	26	34	2	2	2	2	5	4	28	26	-	-
Vinkovci	300	123	177	219	20	13	9	2	57	35	209	164	5	5
Vukovar	191	78	113	140	33	19	3	1	30	11	123	107	2	2
Županja	119	42	77	99	12	6	2	1	18	14	87	78	-	-
<i>Općine/ Municipalities</i>														
Andrijaševci	14	3	11	12	1	1	-	-	3	3	10	8	-	-
Babina Greda	15	9	6	12	2	1	1	-	3	3	9	8	-	-
Bogdanovci	11	1	10	10	3	3	-	-	2	1	6	6	-	-
Borovo	10	7	3	7	4	3	1	-	4	3	1	1	-	-
Bošnjaci	20	7	13	17	1	1	-	-	3	2	16	14	-	-
Cerna	20	6	14	14	1	-	2	-	5	3	11	10	1	1
Drenovci	9	2	7	7	2	2	-	-	1	1	6	4	-	-
Gradište	15	7	8	14	1	1	-	-	4	4	10	9	-	-
Gunja	23	14	9	17	3	3	-	-	5	3	15	11	-	-
Ivankovo	40	16	24	31	5	3	-	-	6	5	29	23	-	-
Jarmina	12	8	4	10	3	2	-	-	3	3	5	4	1	1
Lovas	11	3	8	7	5	1	-	-	-	-	5	5	1	1
Markušica	7	2	5	5	-	-	-	-	3	2	4	3	-	-
Nijemci	10	6	4	7	1	-	-	-	4	2	5	5	-	-
Nuštar	39	15	24	31	10	8	-	-	4	2	25	21	-	-
Privlaka	24	4	20	19	1	1	-	-	4	4	19	14	-	-
Stari Jankovci	29	14	15	17	6	3	1	-	8	3	13	10	1	1
Stari Mikanovci	14	7	7	11	3	3	-	-	3	2	8	6	-	-
Štitar	15	6	9	12	-	-	-	-	4	4	11	8	-	-
Tompojevci	7	2	5	5	1	1	-	-	1	1	5	3	-	-
Tordinci	7	3	4	4	1	-	-	-	1	1	5	3	-	-
Tovarnik	19	6	13	13	2	1	1	1	6	2	10	9	-	-
Trpinja	10	3	7	9	1	1	1	1	3	2	5	5	-	-
Vodinci	10	4	6	8	1	1	-	-	1	1	8	6	-	-
Vrbanja	14	3	11	10	4	1	-	-	2	2	8	7	-	-
<b>Splitsko-dalmatinska županija County of Split-Dalmatia</b>	<b>4 007</b>	<b>1 549</b>	<b>2 458</b>	<b>3 171</b>	<b>82</b>	<b>39</b>	<b>94</b>	<b>30</b>	<b>1 137</b>	<b>643</b>	<b>2 602</b>	<b>2 367</b>	<b>92</b>	<b>92</b>
<i>Gradovi/ Towns</i>														
Hvar	26	9	17	18	2	2	3	1	7	3	14	12	-	-
Imotski	83	34	49	72	4	1	-	-	14	9	61	58	4	4
Kaštela	305	107	198	246	5	1	10	3	91	57	192	178	7	7
Komiža	9	3	6	8	1	-	-	-	-	-	8	8	-	-
Makarska	127	42	85	107	2	2	4	3	29	20	92	82	-	-
Omiš	136	61	75	103	2	-	3	-	44	22	80	74	7	7

**1.7. STUDENTI KOJI SU DIPLOMIRALI PREMA ŽUPANIJI I GRADU/OPĆINI PREBIVALIŠTA, SKUPINAMA VISOKIH UČILIŠTA TE NAČINU STUDIRANJA I SPOLU U 2010.**

GRADUATED STUDENTS, BY COUNTY AND TOWN/MUNICIPALITY OF RESIDENCE, GROUPS OF INSTITUTIONS OF HIGHER EDUCATION, MODE OF STUDY AND SEX, 2010

(nastavak)  
(continued)

	Ukupno Total				Veleučilišta Polytechnics		Visoke škole Schools of professional higher education		Fakulteti Faculties				Umjetničke akademije Art academies	
	svoga All	muškarci Men	žene Women	redoviti Full-time	svoga All	redoviti Full-time	svoga All	redoviti Full-time	stručni studij Professional study		sveučilišni studij University study		svoga All	redoviti Full-time
									svoga All	redoviti Full-time	svoga All	redoviti Full-time		
Sinj	228	86	142	196	8	4	6	1	69	53	143	136	2	2
Solin	185	76	109	138	2	1	8	2	64	33	111	102	-	-
Split	1 989	792	1 197	1 529	27	12	47	12	544	270	1 319	1 183	52	52
Stari Grad	17	5	12	16	-	-	-	-	7	6	10	10	-	-
Supetar	34	11	23	27	-	-	1	1	9	4	21	19	3	3
Trij	42	20	22	35	4	2	-	-	13	10	25	23	-	-
Trogir	97	37	60	77	5	2	-	-	25	15	65	58	2	2
Vis	15	5	10	10	-	-	-	-	6	2	8	7	1	1
Vrgorac	47	17	30	43	-	-	1	1	13	11	32	30	1	1
Vrlika	10	2	8	8	1	-	-	-	3	2	6	6	-	-
<i>Općine/ Municipalities</i>														
Baška Voda	20	11	9	17	-	-	2	2	4	2	14	13	-	-
Bol	23	13	10	21	1	-	-	-	5	4	16	16	1	1
Brela	17	9	8	13	1	-	-	-	5	2	10	10	1	1
Cista Provo	8	1	7	7	-	-	-	-	2	1	6	6	-	-
Dicmo	18	5	13	13	-	-	1	-	9	5	8	8	-	-
Dugi Rat	59	21	38	47	-	-	-	-	20	11	39	36	-	-
Dugopolje	16	2	14	15	-	-	1	1	4	3	11	11	-	-
Gradac	24	8	16	22	1	1	1	1	1	-	21	20	-	-
Hrvace	20	5	15	18	-	-	1	-	7	6	11	11	1	1
Jelsa	20	7	13	15	1	1	-	-	6	2	13	12	-	-
Klis	29	9	20	22	-	-	-	-	12	6	15	14	2	2
Lokvičići	2	1	1	2	-	-	-	-	-	-	2	2	-	-
Lovreč	4	1	3	4	-	-	-	-	1	1	3	3	-	-
Marina	22	7	15	14	1	-	-	-	9	6	11	7	1	1
Milna	2	-	2	2	-	-	-	-	-	-	2	2	-	-
Muč	8	3	5	7	-	-	-	-	2	1	5	5	1	1
Nerežišća	3	-	3	3	-	-	-	-	-	-	3	3	-	-
Okrug	23	9	14	16	2	1	-	-	9	4	11	10	1	1
Otok	22	7	15	21	-	-	-	-	9	9	12	11	1	1
Podbablje	34	13	21	29	2	2	-	-	5	2	27	25	-	-
Podgora	30	16	14	28	-	-	1	1	8	6	21	21	-	-
Podstrana	76	26	50	61	1	1	2	1	25	14	47	44	1	1
Postira	6	5	1	6	-	-	-	-	1	1	5	5	-	-
Prgomet	3	-	3	1	1	1	-	-	1	-	1	-	-	-
Primorski Dolac	1	1	-	1	-	-	-	-	1	1	-	-	-	-
Proložac	22	9	13	18	-	-	-	-	5	4	17	14	-	-
Pučića	10	4	6	10	1	1	-	-	3	3	6	6	-	-
Runovići	19	6	13	14	-	-	-	-	10	7	9	7	-	-
Seget	41	16	25	31	6	4	-	-	19	14	15	12	1	1
Seica	10	3	7	10	-	-	-	-	4	4	6	6	-	-
Sučuraj	1	-	1	1	-	-	-	-	-	-	1	1	-	-
Sutivan	5	2	3	4	-	-	-	-	2	1	3	3	-	-
Šestanovac	11	3	8	10	-	-	-	-	2	2	9	8	-	-
Šolta	10	2	8	10	-	-	-	-	2	2	7	7	1	1
Tučepi	15	8	7	10	-	-	-	-	4	2	10	7	1	1
Zadvarje	2	1	1	1	-	-	1	-	-	-	1	1	-	-
Zagvozd	4	-	4	3	-	-	-	-	1	-	3	3	-	-
Zmijavci	17	8	9	11	1	-	1	-	1	-	14	11	-	-
Istarska županija County of Istria	1 471	575	896	1 086	156	53	99	51	119	48	1 068	905	29	29
<i>Gradovi/ Towns</i>														
Buje – Buie	40	17	23	27	2	1	-	-	4	3	34	23	-	-
Buzet	82	28	54	48	7	-	8	1	8	4	59	43	-	-
Labin	99	40	59	75	9	4	7	3	17	7	65	60	1	1
Novigrad – Cittanova	27	13	14	17	2	1	2	-	4	3	18	12	1	1
Pazin	121	52	69	99	18	7	-	-	9	4	92	86	2	2
Poreč – Parenzo	138	48	90	115	10	8	2	2	11	5	110	95	5	5
Pula – Pola	361	143	218	272	38	10	32	18	24	7	252	222	15	15
Rovinj – Rovigno	106	37	69	74	9	2	11	10	8	1	77	60	1	1
Umag – Umago	84	29	55	47	7	3	6	3	7	2	64	39	-	-
Vodnjan – Dignano	28	14	14	21	4	1	5	3	-	-	19	17	-	-
<i>Općine/ Municipalities</i>														
Bale – Valle	9	4	5	6	2	-	-	-	-	-	7	6	-	-

1.7. STUDENTI KOJI SU DIPLOMIRALI PREMA ŽUPANIJI I GRADU/OPĆINI PREBIVALIŠTA, SKUPINAMA VISOKIH UČILIŠTA TE NAČINU STUDIRANJA I SPOLU U 2010.

GRADUATED STUDENTS, BY COUNTY AND TOWN/MUNICIPALITY OF RESIDENCE, GROUPS OF INSTITUTIONS OF HIGHER EDUCATION, MODE OF STUDY AND SEX, 2010

(nastavak)  
(continued)

	Ukupno Total				Veleučilišta Polytechnics		Visoke škole Schools of professional higher education		Fakulteti Faculties				Umjetničke akademije Art academies	
	svoga All	muškarci Men	žene Women	redoviti Full-time	svoga All	redoviti Full-time	svoga All	redoviti Full-time	stručni studij Professional study		sveučilišni studij University study		svoga All	redoviti Full-time
									svoga All	redoviti Full-time	svoga All	redoviti Full-time		
Barban	21	7	14	16	3	2	1	-	2	2	15	12	-	-
Brtonigla – Verteneglio	7	3	4	7	1	1	1	1	1	1	4	4	-	-
Cerovlje	13	4	9	12	1	-	-	-	-	-	12	12	-	-
Fažana – Fasana	17	8	9	12	3	-	3	1	-	-	11	11	-	-
Funšana – Fontane	10	5	5	9	1	-	3	3	-	-	6	6	-	-
Gračišće	10	2	8	8	1	-	-	-	-	-	9	8	-	-
Grožnjan – Grisignana	1	-	1	-	-	-	-	-	-	-	1	-	-	-
Kanfanar	7	2	5	5	1	-	-	-	-	-	6	5	-	-
Karolja	3	2	1	2	1	-	-	-	-	-	2	2	-	-
Kaštelir-Labinci – Castelliere-S. Domenica	12	4	8	10	1	1	-	-	-	-	11	9	-	-
Kršan	24	14	10	16	6	4	2	1	4	-	11	10	1	1
Lanišće	4	1	3	2	2	-	-	-	-	-	2	2	-	-
Ližnjan – Lisignano	18	10	8	9	5	3	2	-	2	-	9	6	-	-
Lupoglav	7	4	3	6	1	1	-	-	1	1	5	4	-	-
Marčana	27	13	14	15	5	1	5	1	1	-	16	13	-	-
Međulin	43	22	21	37	3	1	2	1	2	2	36	33	-	-
Motovun – Montana	10	2	8	7	1	-	-	-	2	1	7	6	-	-
Oprtalj – Portole	11	4	7	10	2	1	-	-	1	1	8	8	-	-
Piće	10	5	5	7	1	-	-	-	1	-	8	7	-	-
Raša	13	3	10	7	1	-	1	-	2	-	8	6	1	1
Sveta Nedelja	15	8	7	13	-	-	1	-	2	1	10	10	2	2
Sveti Lovreč	4	2	2	2	1	-	1	1	1	-	1	1	-	-
Sveti Petar u Šumi	8	1	7	8	-	-	-	-	-	-	8	8	-	-
Svetvinčenat	10	2	8	5	4	-	-	-	-	-	6	5	-	-
Tar-Vabriga	5	2	3	4	-	-	1	1	-	-	4	3	-	-
Tinjan	12	2	10	12	1	1	-	-	-	-	11	11	-	-
Višnjan – Visignano	15	3	12	13	-	-	-	-	2	1	13	12	-	-
Vižinada – Visinada	5	1	4	3	-	-	-	-	-	-	5	3	-	-
Vrsar – Orsera	10	5	5	8	-	-	-	-	2	1	8	7	-	-
Žminj	24	9	15	20	2	-	3	1	1	1	18	18	-	-
Dubrovačko-neretvanska županija County of Dubrovnik-Neretva	934	393	541	712	16	8	62	51	220	79	615	553	21	21
Gradovi / Towns														
Dubrovnik	383	162	221	265	3	1	36	33	90	11	242	208	12	12
Korčula	47	18	29	42	1	1	1	1	7	4	36	34	2	2
Metković	127	55	72	105	4	3	7	3	27	21	88	77	1	1
Opuzen	26	9	17	22	-	-	-	-	6	3	19	18	1	1
Ploče	88	45	43	72	-	-	1	1	26	14	61	57	-	-
Općine / Municipalities														
Blato	17	8	9	16	-	-	-	-	5	4	12	12	-	-
Dubrovačko primorje	8	3	5	7	-	-	1	1	3	2	4	4	-	-
Janjina	2	1	1	2	-	-	-	-	1	1	1	1	-	-
Konavle	68	29	39	49	5	1	7	5	13	3	40	37	3	3
Kula Norinska	8	2	6	7	-	-	1	1	1	1	6	5	-	-
Lastovo	6	4	2	6	-	-	1	1	1	1	3	3	1	1
Lumbarda	2	1	1	2	-	-	-	-	1	1	1	1	-	-
Mljet	4	1	3	4	-	-	-	-	-	-	4	4	-	-
Orebić	25	6	19	22	-	-	-	-	7	4	17	17	1	1
Pojezerje	2	1	1	1	-	-	-	-	1	-	1	1	-	-
Slivno	10	3	7	9	1	1	1	1	4	3	4	4	-	-
Smokvica	3	2	1	2	-	-	1	1	1	-	1	1	-	-
Ston	19	8	11	16	2	1	2	2	3	1	12	12	-	-
Trpanj	6	2	4	6	-	-	1	1	-	-	5	5	-	-
Vela Luka	25	10	15	20	-	-	-	-	6	3	19	17	-	-
Zažablje	6	2	4	4	-	-	-	-	3	1	3	3	-	-
Župa dubrovačka	52	21	31	33	-	-	2	-	14	1	36	32	-	-
Međimurska županija County of Međimurje	723	289	434	542	94	61	24	9	111	27	480	431	14	14
Gradovi / Towns														
Čakovec	218	92	126	161	15	8	10	2	32	11	156	135	5	5
Mursko Središće	40	18	22	33	4	4	1	-	5	2	30	27	-	-
Prelog	64	18	46	54	9	8	3	2	6	2	44	40	2	2

**1.7. STUDENTI KOJI SU DIPLOMIRALI PREMA ŽUPANIJ I GRADU/OPĆINI PREBIVALIŠTA, SKUPINAMA VISOKIH UČILIŠTA TE NAČINU STUDIRANJA I SPOLU U 2010.**

GRADUATED STUDENTS, BY COUNTY AND TOWN/MUNICIPALITY OF RESIDENCE, GROUPS OF INSTITUTIONS OF HIGHER EDUCATION, MODE OF STUDY AND SEX, 2010

(nastavak)  
(continued)

	Ukupno Total				Veleučilišta Polytechnics		Visoke škole Schools of professional higher education		Fakulteti Faculties				Umjetničke akademije Art academies	
	svoga All	muškarci Men	žene Women	redoviti Full-time	svoga All	redoviti Full-time	svoga All	redoviti Full-time	stručni studij Professional study		sveučilišni studij University study		svoga All	redoviti Full-time
									svoga All	redoviti Full-time	svoga All	redoviti Full-time		
<i>Općine/ Municipalities</i>														
Belica	14	5	9	9	2	-	-	-	2	-	10	9	-	-
Domašinec	8	3	5	6	3	3	-	-	2	1	3	2	-	-
Donja Dubrava	14	7	7	10	-	-	-	-	2	-	12	10	-	-
Donji Kraljevec	34	14	20	28	8	4	1	1	2	-	23	23	-	-
Donji Vidovec	4	1	3	4	2	2	-	-	-	-	2	2	-	-
Goričan	14	4	10	11	-	-	-	-	3	-	11	11	-	-
Gornji Mihaljevec	6	4	2	3	-	-	1	-	2	1	3	2	-	-
Kotoriba	12	9	3	10	2	2	-	-	3	1	7	7	-	-
Mala Subotica	28	15	13	20	7	3	2	1	3	-	16	16	-	-
Nedelišće	77	32	45	52	13	7	1	-	16	3	44	39	3	3
Orehovica	11	5	6	10	2	2	2	2	-	-	7	6	-	-
Podturen	20	8	12	16	3	2	1	-	1	-	15	14	-	-
Pribislavec	10	4	6	8	-	-	1	-	2	1	7	7	-	-
Selnica	15	5	10	11	3	3	-	-	3	1	9	7	-	-
Strahoninec	21	4	17	15	2	1	-	-	4	-	14	13	1	1
Sveta Marija	19	6	13	17	4	4	-	-	4	2	10	10	1	1
Sveti Juraj na Bregu	21	9	12	14	6	3	-	-	5	1	10	10	-	-
Sveti Martin na Muri	17	6	11	6	4	1	-	-	7	1	6	4	-	-
Šenkovec	30	10	20	25	3	3	-	-	2	-	23	20	2	2
Štrigova	13	6	7	9	1	1	1	1	3	-	8	7	-	-
Vratišinec	13	4	9	10	1	-	-	-	2	-	10	10	-	-
Grad Zagreb City of Zagreb	6 785	2 655	4 130	4 926	681	342	715	340	589	165	4 615	3 894	185	185
Prebivalište izvan Republike Hrvatske Residence outside Republic of Croatia	772	321	451	674	24	17	43	31	109	70	577	537	19	19
Nepoznato prebivalište Unknown residence	94	28	66	66	5	2	1	-	10	2	78	62	-	-

**2. MAGISTRI ZNANOSTI, MAGISTRI I SVEUČILIŠNI SPECIJALISTI**  
**MASTERS OF SCIENCE, MASTERS AND UNIVERSITY SPECIALISTS**

**2.1. MAGISTRI ZNANOSTI, MAGISTRI I SVEUČILIŠNI SPECIJALISTI PREMA ZNANSTVENOM I UMJETNIČKOM PODRUČJU I POLJU<sup>1)</sup>**  
**MAGISTARSKOG/SPECIJALISTIČKOG RADA TE SPOLU OD 2006. DO 2010.**  
**MASTERS OF SCIENCE, MASTERS AND UNIVERSITY SPECIALISTS, BY SCIENTIFIC AND ARTISTIC FIELDS<sup>1)</sup>**  
**OF THEIR MASTER'S/SPECIALIST THESES AND SEX, 2006 – 2010**

	2006.		2007.		2008.		2009.		2010.	
	ukupno Total	žene Women	ukupno Total	žene Women	ukupno Total	žene Women	ukupno Total	žene Women	ukupno Total	žene Women
Ukupno Total	682	324	793	410	871	475	965	557	1 077	599
Prirodne znanosti Life sciences	72	49	74	51	61	42	88	65	105	77
Matematika Mathematics	11	8	3	1	2	2	9	4	6	5
Fizika Physics	4	2	10	5	5	2	3	2	5	4
Geoznanosti Geosciences	13	7	4	-	5	3	-	-	-	-
Geologija Geological science	-	-	-	-	-	-	5	3	-	-
Kemija Chemistry	7	5	5	5	5	4	4	3	3	3
Biologija Biology	37	27	52	40	44	31	66	53	91	65
Geofizika Geophysics	-	-	-	-	-	-	1	-	-	-
Tehničke znanosti Engineering	171	29	181	40	119	21	86	15	132	32
Arhitektura i urbanizam Architecture and town planning	-	-	1	-	-	-	-	-	-	-
Brodogradnja Naval architecture	1	-	-	-	-	-	-	-	-	-
Elektrotehnika Electrical engineering	32	3	35	8	47	6	30	7	33	1
Geodezija Geodesy	2	-	1	1	1	-	2	-	2	2
Građevinarstvo Civil engineering	13	5	11	4	11	4	9	1	24	7
Grafička tehnologija Graphic arts technology	1	-	3	2	1	-	2	1	1	-
Kemijsko inženjerstvo Chemical engineering	3	2	-	-	-	-	-	-	-	-
Metalurgija Metallurgy	4	4	1	-	-	-	-	-	-	-
Računalstvo Computer science	10	3	6	2	4	-	2	-	14	6
Rudarstvo, nafta i geološko inženjerstvo Mining, petroleum and geological engineering	2	2	1	-	1	-	2	-	2	1
Strojarstvo Mechanical engineering	6	-	8	1	13	1	10	1	6	-
Tehnologija prometa i transport Technology of traffic and transportation	45	5	37	3	20	2	23	2	27	2
Tekstilna tehnologija Textiles technology	2	2	1	1	-	-	-	-	-	-
Temeljne tehničke znanosti Basic technical sciences	50	3	76	18	21	8	6	3	23	13
Biomedicina i zdravstvo Biomedicine and health	95	60	79	55	56	36	81	44	83	57
Temeljne medicinske znanosti Basic medical sciences	2	2	5	5	4	2	7	5	1	1
Kliničke medicinske znanosti Clinical medicine	57	34	38	22	17	12	36	21	29	19
Javno zdravstvo i zdravstvena zaštita Public health and health care	8	6	7	5	3	2	13	5	21	18
Veterinarska medicina Veterinary medicine	9	3	4	2	12	5	10	3	10	4
Dentalna medicina Dental medicine	19	15	21	17	18	14	12	8	18	11
Farmacija Pharmacy	-	-	4	4	2	1	3	2	4	4
Biotehničke znanosti Biotechnical sciences	36	21	30	15	46	27	45	29	29	16
Poljoprivreda Agronomy	9	4	12	2	12	4	8	5	7	1
Šumarstvo Forestry	8	2	4	2	5	-	16	8	2	-

1) Od 2006. Klasifikacija znanstvenih i umjetničkih područja i polja (NN, br. 76/05.), a od 2009. Pravilnik o znanstvenim i umjetničkim područjima, poljima i granama (NN, br. 118/09.)

1) The Classification of Scientific and Artistic Fields (NN, No. 76/05) since 2006 and The Rule Book of Scientific and Artistic Disciplines, Fields and Branches (NN, No. 118/09) since 2009.

**2.1. MAGISTRI ZNANOSTI, MAGISTRI I SVEUČILIŠNI SPECIJALISTI PREMA ZNANSTVENOM I UMJETNIČKOM PODRUČJU I POLJU<sup>1)</sup>**  
**MAGISTARSKOG/SPECIJALISTIČKOG RADA TE SPOLU OD 2006. DO 2010.**  
**MASTERS OF SCIENCE, MASTERS AND UNIVERSITY SPECIALISTS, BY SCIENTIFIC AND ARTISTIC FIELDS<sup>1)</sup>**  
**OF THEIR MASTER'S/SPECIALIST THESES AND SEX, 2006 – 2010**

(nastavak)  
(continued)

	2006.		2007.		2008.		2009.		2010.	
	ukupno Total	žene Women	ukupno Total	žene Women	ukupno Total	žene Women	ukupno Total	žene Women	ukupno Total	žene Women
Drvena tehnologija <i>Wood technology</i>	-	-	-	-	3	3	-	-	-	-
Biotehnologija <i>Biotechnology</i>	4	4	5	3	5	4	-	-	-	-
Prehrambena tehnologija <i>Food technology</i>	15	11	9	8	21	16	17	14	20	15
Interdisciplinane biotehničke znanosti <i>Interdisciplinary biotechnical sciences</i>	-	-	-	-	-	-	4	2	-	-
Društvene znanosti <i>Social sciences</i>	258	138	357	199	503	285	595	360	665	381
Ekonomija <i>Economics</i>	183	97	225	126	268	159	428	258	509	290
Pravo <i>Law</i>	25	11	43	21	57	28	60	31	50	28
Politologija <i>Political science</i>	-	-	16	5	28	13	38	20	30	14
Informacijske i komunikacijske znanosti <i>Information and telecommunication</i>	17	9	23	13	89	35	20	11	26	9
Sociologija <i>Sociology</i>	-	-	1	-	5	3	2	1	3	3
Psihologija <i>Psychology</i>	5	5	6	5	16	14	11	8	6	5
Pedagogija <i>Pedagogy</i>	27	15	39	26	29	25	22	20	21	18
Edukacijsko-rehabilitacijske znanosti <i>Special education</i>	-	-	-	-	8	7	4	3	8	8
Kineziologija <i>Kinesiology</i>	-	-	-	-	2	-	-	-	6	-
Socijalna geografija i demografija <i>Social geography and demography</i>	-	-	1	-	-	-	-	-	-	-
Socijalna djelatnost <i>Social work</i>	1	1	3	3	1	1	9	7	5	5
Interdisciplinane društvene djelatnosti <i>Interdisciplinary social sciences</i>	-	-	-	-	-	-	1	1	1	1
Humanističke znanosti <i>Humanities</i>	43	21	46	28	60	43	56	36	40	25
Filozofija <i>Philosophy</i>	5	1	5	2	1	1	4	2	1	-
Teologija <i>Theology</i>	9	2	10	6	12	4	1	-	11	4
Filologija <i>Philology</i>	11	9	15	12	30	25	26	22	16	15
Povijest <i>History</i>	17	8	7	3	8	5	9	3	5	-
Povijest umjetnosti <i>History of art</i>	-	-	1	1	3	3	4	3	1	1
Znanost o umjetnosti <i>Art science</i>	-	-	1	-	1	1	1	-	4	4
Arheologija <i>Archaeology</i>	1	1	6	3	4	3	4	3	1	-
Etnologija i antropologija <i>Ethnology and anthropology</i>	-	-	1	1	1	1	2	-	1	1
Religijske znanosti (interdisciplinarno polje) <i>Religious sciences (interdisciplinary field)</i>	-	-	-	-	-	-	1	-	-	-
Interdisciplinane humanističke znanosti <i>Interdisciplinary humanities</i>	-	-	-	-	-	-	4	3	-	-
Umjetničko područje <i>Artistic field</i>	7	6	4	3	7	5	14	8	6	3
Glazbena umjetnost <i>Music art</i>	7	6	4	3	7	5	14	8	6	3
Interdisciplinarno područje <i>Interdisciplinary field</i>	-	-	22	19	19	16	-	-	17	8
Zaštita prirode i okoliša <i>Environmental protection</i>	-	-	4	3	-	-	-	-	-	-
Geografija <i>Geography</i>	-	-	-	-	-	-	-	-	13	6
Konferencijsko prevodenje <i>Conference interpreting</i>	-	-	18	16	16	13	-	-	-	-
Javna uprava <i>Public administration</i>	-	-	-	-	3	3	-	-	-	-
Upravljanje gradom <i>Urban management</i>	-	-	-	-	-	-	-	-	4	2

**2.2. MAGISTRI ZNANOSTI, MAGISTRI I SVEUČILIŠNI SPECIJALISTI PREMA NAZIVU VISOKOG UČILIŠTA NA KOJEM SU STEKLI  
AKADEMSKI STUPANJ/NAZIV I SPOLU OD 2006. DO 2010.  
MASTERS OF SCIENCE, MASTERS AND UNIVERSITY SPECIALISTS, BY NAME OF INSTITUTION OF HIGHER EDUCATION  
AT WHICH THEY OBTAINED ACADEMIC DEGREE/TITLE AND BY SEX, 2006 –2010**

	2006.		2007.		2008.		2009.		2010.	
	ukupno Total	žene Women	ukupno Total	žene Women	ukupno Total	žene Women	ukupno Total	žene Women	ukupno Total	žene Women
Ukupno Total	682	324	793	410	871	475	965	557	1 077	599
Visoka škola za sigurnost, Zagreb School of Professional Higher Education in Safety, Zagreb	43	1	63	13	13	3	-	-	-	-
Međunarodna diplomatska škola za poslovno upravljanje, Zagreb International Graduate Business School, Zagreb	10	8	-	-	-	-	-	-	-	-
Prirodoslovno-matematički fakultet – Matematički odjel, Zagreb Faculty of Science, Department of Mathematics, Zagreb	11	8	3	1	2	2	9	4	6	5
Prirodoslovno-matematički fakultet, Zagreb Faculty of Science, Zagreb	51	35	62	45	49	31	70	54	108	74
Prirodoslovno-matematički fakultet, Split <sup>1)</sup> Faculty of Science, Split <sup>1)</sup>	-	-	-	-	5	5	5	4	1	1
Sveučilište u Osijeku University of Osijek	2	1	4	3	6	3	7	5	4	4
Arhitektonski fakultet, Zagreb Faculty of Architecture, Zagreb	-	-	1	-	-	-	-	-	-	-
Građevinski fakultet, Osijek Faculty of Civil Engineering, Osijek	-	-	2	-	1	1	-	-	-	-
Građevinski fakultet, Rijeka Faculty of Civil Engineering, Rijeka	1	1	1	-	-	-	1	-	7	1
Građevinski fakultet, Zagreb Faculty of Civil Engineering, Zagreb	8	2	10	4	7	1	4	1	19	6
Građevinsko-arhitektonski fakultet, Split Faculty of Civil Engineering and Architecture, Split	5	3	-	-	4	3	4	-	1	1
Geodetski fakultet, Zagreb Faculty of Geodesy, Zagreb	2	-	1	1	1	-	2	-	2	2
Grafički fakultet, Zagreb Faculty of Graphic Arts, Zagreb	1	-	3	2	1	-	2	1	1	-
Strojarski fakultet, Slavonski Brod Faculty of Mechanical Engineering, Slavonski Brod	1	-	2	-	3	-	2	1	3	-
Fakultet strojarstva i brodogradnje, Zagreb Faculty of Mechanical Engineering and Naval Architecture, Zagreb	4	-	5	-	9	-	4	-	3	-
Tehnički fakultet, Rijeka Faculty of Engineering, Rijeka	4	-	2	1	-	-	3	-	-	-
Fakultet elektrotehnike, strojarstva i brodogradnje, Split Faculty of Electrical Engineering, Mechanical Engineering and Naval Architecture, Split	7	1	9	3	6	1	4	-	4	-
Elektrotehnički fakultet, Osijek Faculty of Electrical Engineering, Osijek	2	-	-	-	6	-	-	-	2	-
Fakultet elektrotehnike i računarstva, Zagreb Faculty of Electrical Engineering and Computing, Zagreb	34	5	33	7	40	6	29	7	42	7
Fakultet prometnih znanosti, Zagreb Faculty of Transport and Traffic Engineering, Zagreb	37	4	31	3	13	1	21	2	20	2
Rudarsko-geološko-naftni fakultet, Zagreb Faculty of Mining, Geology and Petroleum Engineering, Zagreb	2	2	1	-	2	1	2	-	2	1
Metalurški fakultet, Sisak Faculty of Metallurgy, Sisak	4	4	1	-	-	-	-	-	-	-
Fakultet kemijskog inženjerstva i tehnologije, Zagreb Faculty of Chemical Engineering and Technology, Zagreb	12	7	12	7	12	8	-	-	-	-
Kemijsko-tehnološki fakultet, Split Faculty of Chemistry and Technology, Split	1	1	-	-	-	-	-	-	-	-
Tekstilno-tehnološki fakultet, Zagreb Faculty of Textile Technology, Zagreb	2	2	1	1	-	-	-	-	-	-
Pomorski fakultet, Rijeka Faculty of Maritime Studies, Rijeka	5	1	2	-	1	1	-	-	2	-
Pomorski fakultet, Split Faculty of Maritime Studies, Split	3	-	4	-	6	-	2	-	5	-
Medicinski fakultet, Osijek Faculty of Medicine, Osijek	-	-	-	-	3	3	1	1	1	1
Medicinski fakultet, Rijeka Faculty of Medicine, Rijeka	12	8	11	6	6	4	7	4	9	5
Medicinski fakultet, Split Faculty of Medicine, Split	2	2	5	4	-	-	6	4	2	2
Medicinski fakultet, Zagreb Faculty of Medicine, Zagreb	53	32	35	23	15	10	44	23	38	29
Stomatološki fakultet, Zagreb Faculty of Dental Medicine, Zagreb	19	15	20	16	19	14	11	8	19	12
Farmaceutsko-biokemijski fakultet, Zagreb Faculty of Pharmacy and Biochemistry, Zagreb	-	-	4	4	2	1	3	2	4	4

1) Nastao 2008. podjelom Fakulteta prirodoslovno-matematičkih znanosti i kineziologije, Split.

1) Since 2008. created by dividing of the Faculty of Science and Kinesiology, Split

**2.2. MAGISTRI ZNANOSTI, MAGISTRI I SVEUČILIŠNI SPECIJALISTI PREMA NAZIVU VISOKOG UČILIŠTA NA KOJEM SU STEKLI  
AKADEMSKI STUPANJ/NAZIV I SPOLU OD 2006. DO 2010.**  
MASTERS OF SCIENCE, MASTERS AND UNIVERSITY SPECIALISTS, BY NAME OF INSTITUTION OF HIGHER EDUCATION  
AT WHICH THEY OBTAINED ACADEMIC DEGREE/TITLE AND BY SEX, 2006 –2010

(nastavak)  
(continued)

	2006.		2007.		2008.		2009.		2010.	
	ukupno Total	žene Women	ukupno Total	žene Women	ukupno Total	žene Women	ukupno Total	žene Women	ukupno Total	žene Women
Veterinarski fakultet, Zagreb <i>Faculty of Veterinary Medicine, Zagreb</i>	9	3	4	2	12	5	10	3	10	4
Prehrambeno-tehnološki fakultet, Osijek <i>Faculty of Food Technology, Osijek</i>	1	1	1	-	3	1	3	2	6	6
Prehrambeno-biotehnološki fakultet, Zagreb <i>Faculty of Food Technology and Biotechnology, Zagreb</i>	18	14	10	9	19	16	13	12	13	8
Poljoprivredni fakultet, Osijek <i>Faculty of Agriculture, Osijek</i>	2	-	3	2	-	-	-	-	1	-
Agronomski fakultet, Zagreb <i>Faculty of Agriculture, Zagreb</i>	7	4	9	-	10	3	6	3	6	1
Šumarski fakultet, Zagreb <i>Faculty of Forestry, Zagreb</i>	8	2	4	2	7	3	16	8	2	-
Ekonomski fakultet, Osijek <i>Faculty of Economics, Osijek</i>	22	11	42	23	78	38	161	97	131	74
Ekonomski fakultet, Rijeka <i>Faculty of Economics, Rijeka</i>	13	7	17	14	25	18	24	19	32	21
Ekonomski fakultet, Split <i>Faculty of Economics, Split</i>	20	7	25	9	31	20	31	15	47	23
Ekonomski fakultet, Zagreb <i>Faculty of Economics, Zagreb</i>	101	52	123	70	167	94	206	122	282	158
Sveučilišni odjel za ekonomiju i poslovnu ekonomiju Sveučilišta u Dubrovniku <i>University Department of Economy and Business, University of Dubrovnik</i>	-	-	-	-	8	3	2	2	13	11
Fakultet za menadžment u turizmu i ugostiteljstvu, Opatija <i>Faculty of Tourism and Hospitality Management, Opatija</i>	16	11	14	8	14	8	-	-	-	-
Sveučilišni odjel ekonomije i turizma Sveučilišta u Puli <sup>2)</sup> <i>University Department of Economics and Tourism, University of Pula<sup>2)</sup></i>	-	-	5	2	12	8	5	4	4	3
Fakultet organizacije i informatike, Varaždin <i>Faculty of Organisation and Informatics, Varaždin</i>	12	4	11	5	16	1	11	4	18	3
Pravni fakultet, Osijek <i>Faculty of Law, Osijek</i>	3	-	4	2	5	4	14	8	9	7
Pravni fakultet, Rijeka <i>Faculty of Law, Rijeka</i>	-	-	3	-	19	9	16	6	19	12
Pravni fakultet, Split <i>Faculty of Law, Split</i>	2	2	4	1	13	5	15	5	6	-
Pravni fakultet, Zagreb <i>Faculty of Law, Zagreb</i>	22	11	35	21	21	11	24	19	21	14
Fakultet političkih znanosti, Zagreb <i>Faculty of Political Sciences, Zagreb</i>	-	-	15	5	28	13	36	18	30	14
Filozofski fakultet, Rijeka <i>Faculty of Philosophy, Rijeka</i>	5	3	1	1	2	2	3	3	3	2
Filozofski fakultet, Zagreb <i>Faculty of Humanities and Social Sciences, Zagreb</i>	36	27	39	28	84	67	59	43	34	25
Hrvatski studiji, Zagreb <i>Croatian Studies, Zagreb</i>	2	-	-	-	-	-	-	-	-	-
Učiteljski fakultet, Zagreb <i>Faculty of Teacher Education, Zagreb</i>	-	-	8	7	19	18	7	7	10	9
Fakultet prirodoslovno-matematičkih znanosti i kineziologije, Split <i>Faculty of Natural Sciences, Mathematics and Kinesiology, Split</i>	2	-	9	5	-	-	-	-	-	-
Sveučilišni odjeli Sveučilišta u Zadru <i>University Departments of the University of Zadar</i>	7	4	19	12	6	1	18	13	9	8
Edukacijsko-rehabilitacijski fakultet, Zagreb <i>Faculty of Special Education and Rehabilitation, Zagreb</i>	2	1	6	6	6	6	4	3	8	8
Kineziološki fakultet, Zagreb <i>Faculty of Kinesiology, Zagreb</i>	18	9	17	5	2	-	-	-	6	-
Centar za poslijediplomske studije Sveučilišta u Zagrebu <i>Center for Postgraduate Study, University of Zagreb</i>	-	-	18	16	12	12	13	7	29	19
Visoko evanđeosko teološko učilište, Osijek <i>Evangelical Theological Seminary, Osijek</i>	7	2	-	-	5	-	-	-	5	3
Katolički bogoslovni fakultet, Zagreb <i>Catholic Theological Faculty, Zagreb</i>	1	-	5	2	6	3	1	-	6	1
Filozofski fakultet Družbe Isusove, Zagreb <i>Faculty of Philosophy of the Society of Jesus, Zagreb</i>	1	-	9	6	2	2	4	1	1	-
Muzička akademija, Zagreb <i>Academy of Music, Zagreb</i>	7	6	5	3	7	5	20	12	11	8

2) Do 2007. Fakultet ekonomije i turizma, Pula

2) Until 2007, the Faculty of Economics and Tourism, Pula

**2.3. MAGISTRI ZNANOSTI, MAGISTRI I SVEUČILIŠNI SPECIJALISTI PREMA SVEUČILIŠTU, NAZIVU I MJESTU VISOKOG UČILIŠTA NA KOJEM SU STEKLI AKADEMSKI STUPANJ/NAZIV TE PREMA ZNANSTVENOM I UMJETNIČKOM PODRUČJU MAGISTARSKOG/SPECIJALISTIČKOG RADA I SPOLU U 2010.**

MASTERS OF SCIENCE, MASTERS AND UNIVERSITY SPECIALISTS, BY UNIVERSITY, NAME AND PLACE OF INSTITUTION OF HIGHER EDUCATION AT WHICH THEY OBTAINED THEIR DEGREES/TITLES, BY SCIENTIFIC AND ARTISTIC FIELD OF THEIR MASTER'S/SPECIALIST THESES AND BY SEX, 2010

	Ukupno Total		Znanstveno i umjetničko područje magistarskog/specijalističkog rada Scientific and artistic field of master's/specialist theses							
	svega All	žene Women	prirodne znanosti Life sciences	tehničke znanosti Engineering	biomedicina i zdravstvo Biomedicine and health	biotehničke znanosti Biotechnical sciences	društvene znanosti Social sciences	humanističke znanosti Humanities	umjetničko područje Artistic field	Interdisciplinar- no područje Interdisciplinary
<b>Ukupno Total</b>	<b>1 077</b>	<b>599</b>	<b>105</b>	<b>132</b>	<b>83</b>	<b>29</b>	<b>665</b>	<b>40</b>	<b>6</b>	<b>17</b>
Sveučilište u Dubrovniku <i>University of Dubrovnik</i>	13	11	-	-	-	-	13	-	-	-
Sveučilišni odjel za ekonomiju i poslovnu ekonomiju, Dubrovnik <i>University Department of Economy and Business, Dubrovnik</i>	13	11	-	-	-	-	13	-	-	-
Sveučilište u Osijeku <i>University of Osijek</i>	157	92	3	5	1	8	140	-	-	-
Sveučilište u Osijeku <i>University of Osijek</i>	4	4	3	-	-	1	-	-	-	-
Strojarski fakultet, Slavonski Brod <i>Faculty of Mechanical Engineering, Slavonski Brod</i>	3	-	-	3	-	-	-	-	-	-
Elektrotehnički fakultet, Osijek <i>Faculty of Electrical Engineering, Osijek</i>	2	-	-	2	-	-	-	-	-	-
Medicinski fakultet, Osijek <i>Faculty of Medicine, Osijek</i>	1	1	-	-	1	-	-	-	-	-
Prehrambeno-tehnološki fakultet, Osijek <i>Faculty of Food and Technology, Osijek</i>	6	6	-	-	-	6	-	-	-	-
Poljoprivredni fakultet, Osijek <i>Faculty of Agriculture, Osijek</i>	1	-	-	-	-	1	-	-	-	-
Ekonomski fakultet, Osijek <i>Faculty of Economics, Osijek</i>	131	74	-	-	-	-	131	-	-	-
Pravni fakultet, Osijek <i>Faculty of Law, Osijek</i>	9	7	-	-	-	-	9	-	-	-
Sveučilište u Puli <i>University of Pula</i>	4	3	-	-	-	-	4	-	-	-
Sveučilišni odjel ekonomije i turizma, Pula <i>University Department of Economics and Tourism, Pula</i>	4	3	-	-	-	-	4	-	-	-
Sveučilište u Rijeci <i>University of Rijeka</i>	72	14	-	9	9	-	54	-	-	-
Građevinski fakultet, Rijeka <i>Faculty of Civil Engineering, Rijeka</i>	7	1	-	7	-	-	-	-	-	-
Pomorski fakultet, Rijeka <i>Faculty of Maritime Studies, Rijeka</i>	2	-	-	2	-	-	-	-	-	-
Medicinski fakultet, Rijeka <i>Faculty of Medicine, Rijeka</i>	9	5	-	-	-	5	-	-	-	-
Ekonomski fakultet, Rijeka <i>Faculty of Economics, Rijeka</i>	32	21	-	-	-	-	32	-	-	-
Pravni fakultet, Rijeka <i>Faculty of Law, Rijeka</i>	19	12	-	-	-	-	19	-	-	-
Filozofski fakultet, Rijeka <i>Faculty of Philosophy, Rijeka</i>	3	2	-	-	-	-	3	-	-	-
Sveučilište u Splitu <i>University of Split</i>	66	27	1	10	2	-	53	-	-	-
Prirodoslovno-matematički fakultet, Split <i>Faculty of Sciences, Split</i>	1	1	1	-	-	-	-	-	-	-
Građevinsko-arhitektonski fakultet, Split <i>Faculty of Civil Engineering and Architecture, Split</i>	1	1	-	1	-	-	-	-	-	-
Fakultet elektrotehnike, strojarstva i brodogradnje, Split <i>Faculty of Electrical Engineering, Mechanical Engineering and Naval Architecture, Split</i>	4	-	-	4	-	-	-	-	-	-
Pomorski fakultet, Split <i>Faculty of Maritime Studies, Split</i>	5	-	-	5	-	-	-	-	-	-
Medicinski fakultet, Split <i>Faculty of Medicine, Split</i>	2	2	-	-	2	-	-	-	-	-
Ekonomski fakultet, Split <i>Faculty of Economics, Split</i>	47	23	-	-	-	-	47	-	-	-
Pravni fakultet, Split <i>Faculty of Law, Split</i>	6	-	-	-	-	-	6	-	-	-
Sveučilište u Zadru <i>University of Zadar</i>	9	8	-	-	-	-	6	3	-	-
Sveučilišni odjeli Sveučilišta u Zadru <i>University Departments of University of Zadar</i>	9	8	-	-	-	-	6	3	-	-

**2.3. MAGISTRI ZNANOSTI, MAGISTRI I SVEUČILIŠNI SPECIJALISTI PREMA SVEUČILIŠTU, NAZIVU I MJESTU VISOKOG UČILIŠTA NA KOJEM SU STEKLI AKADEMSKI STUPANJ/NAZIV TE PREMA ZNANSTVENOM I UMJETNIČKOM PODRUČJU MAGISTARSKOG/SPECIJALISTIČKOG RADA I SPOLU U 2010.**

MASTERS OF SCIENCE, MASTERS AND UNIVERSITY SPECIALISTS, BY UNIVERSITY, NAME AND PLACE OF INSTITUTION OF HIGHER EDUCATION AT WHICH THEY OBTAINED THEIR DEGREES/TITLES, BY SCIENTIFIC AND ARTISTIC FIELD OF THEIR MASTER'S/SPECIALIST THESES AND BY SEX, 2010

(nastavak)  
(continued)

	Ukupno Total		Znanstveno i umjetničko područje magistarskog/specijalističkog rada Scientific and artistic field of master's/specialist theses							
	svega All	žene Women	prirodne znanosti Life sciences	tehničke znanosti Engineering	biomedicina i zdravlje Biomedicine and health	biotehničke znanosti Biotechnical sciences	društvene znanosti Social sciences	humanističke znanosti Humanities	umjetničko područje Artistic field	Interdisciplinar- no područje Interdisciplinary
Sveučilište u Zagrebu University of Zagreb	751	414	101	108	71	21	395	32	-	6
Prirodoslovno-matematički fakultet – Matematički odjel, Zagreb Faculty of Science, Department of Mathematics, Zagreb	6	5	6	-	-	-	-	-	-	-
Prirodoslovno-matematički fakultet, Zagreb Faculty of Science, Zagreb	108	74	95	-	-	-	-	-	-	13
Građevinski fakultet, Zagreb Faculty of Civil Engineering, Zagreb	19	6	-	19	-	-	-	-	-	-
Geodetski fakultet, Zagreb Faculty of Geodesy, Zagreb	2	2	-	2	-	-	-	-	-	-
Grafički fakultet, Zagreb Faculty of Graphic Arts, Zagreb	1	-	-	1	-	-	-	-	-	-
Fakultet strojarstva i brodogradnje, Zagreb Faculty of Mechanical Engineering and Naval Architecture, Zagreb	3	-	-	3	-	-	-	-	-	-
Fakultet elektrotehnike i računarstva, Zagreb Faculty of Electrical Engineering and Computing, Zagreb	42	7	-	42	-	-	-	-	-	-
Fakultet prometnih znanosti, Zagreb Faculty of Transport and Traffic Engineering, Zagreb	20	2	-	20	-	-	-	-	-	-
Rudarsko-geološko-naftni fakultet, Zagreb Faculty of Mining, Geology and Petroleum Engineering, Zagreb	2	1	-	2	-	-	-	-	-	-
Medicinski fakultet, Zagreb Faculty of Medicine, Zagreb	38	29	-	-	38	-	-	-	-	-
Stomatološki fakultet, Zagreb Faculty of Dental Medicine, Zagreb	19	12	-	-	19	-	-	-	-	-
Farmaceutsko-biokemijski fakultet, Zagreb Faculty of Pharmacy and Biochemistry, Zagreb	4	4	-	-	4	-	-	-	-	-
Veterinarski fakultet, Zagreb Faculty of Veterinary Medicine, Zagreb	10	4	-	-	10	-	-	-	-	-
Prehrambeno-biotehnoški fakultet, Zagreb Faculty of Food Technology and Biotechnology, Zagreb	13	8	-	-	-	13	-	-	-	-
Agronomski fakultet, Zagreb Faculty of Agriculture, Zagreb	6	1	-	-	-	6	-	-	-	-
Šumarski fakultet, Zagreb Faculty of Forestry, Zagreb	2	-	-	-	-	2	-	-	-	-
Ekonomski fakultet, Zagreb Faculty of Economics, Zagreb	282	158	-	-	-	-	282	-	-	-
Fakultet organizacije i informatike, Varaždin Faculty of Organisation and Informatics, Varaždin	18	3	-	-	-	-	18	-	-	-
Pravni fakultet, Zagreb Faculty of Law, Zagreb	21	14	-	-	-	-	21	-	-	-
Fakultet političkih znanosti, Zagreb Faculty of Political Sciences, Zagreb	30	14	-	-	-	-	30	-	-	-
Filozofski fakultet, Zagreb Faculty of Humanities and Social Sciences, Zagreb	34	25	-	-	-	-	17	17	-	-
Učiteljski fakultet, Zagreb Faculty of Teacher Education, Zagreb	10	9	-	-	-	-	10	-	-	-
Edukacijsko-rehabilitacijski fakultet, Zagreb Faculty of Special Education and Rehabilitation, Zagreb	8	8	-	-	-	-	8	-	-	-
Kineziološki fakultet, Zagreb Faculty of Kinesiology, Zagreb	6	-	-	-	-	-	6	-	-	-
Centar za poslijediplomske studije Sveučilišta u Zagrebu Center for Postgraduate Study, University of Zagreb	29	19	-	19	-	-	1	5	-	4
Katolički bogoslovni fakultet, Zagreb Catholic Theological Faculty, Zagreb	6	1	-	-	-	-	-	6	-	-
Filozofski fakultet Družbe Isusove, Zagreb Faculty of Philosophy of the Society of Jesus, Zagreb	1	-	-	-	-	-	-	1	-	-
Muzička akademija, Zagreb Academy of Music, Zagreb	11	8	-	-	-	-	2	3	6	-
Izvan Sveučilišta Out of University	5	3	-	-	-	-	-	5	-	-
Visoko evanđeosko teološko učilište, Osijek Evangelic Theological Seminary, Osijek	5	3	-	-	-	-	-	5	-	-

**2.4. MAGISTRI ZNANOSTI, MAGISTRI I SVEUČILIŠNI SPECIJALISTI PREMA SVEUČILIŠTU NA KOJEMU SU STEKLI AKADEMSKI STUPANJ/NAZIV, DRŽAVI U KOJOJ SU DIPLOMIRALI TE SPOLU U 2010.**

MASTERS OF SCIENCE, MASTERS AND UNIVERSITY SPECIALISTS, BY UNIVERSITY AT WHICH THEY OBTAINED THEIR ACADEMIC DEGREES/TITLES, BY COUNTRY IN WHICH THEY GRADUATED AND BY SEX, 2010

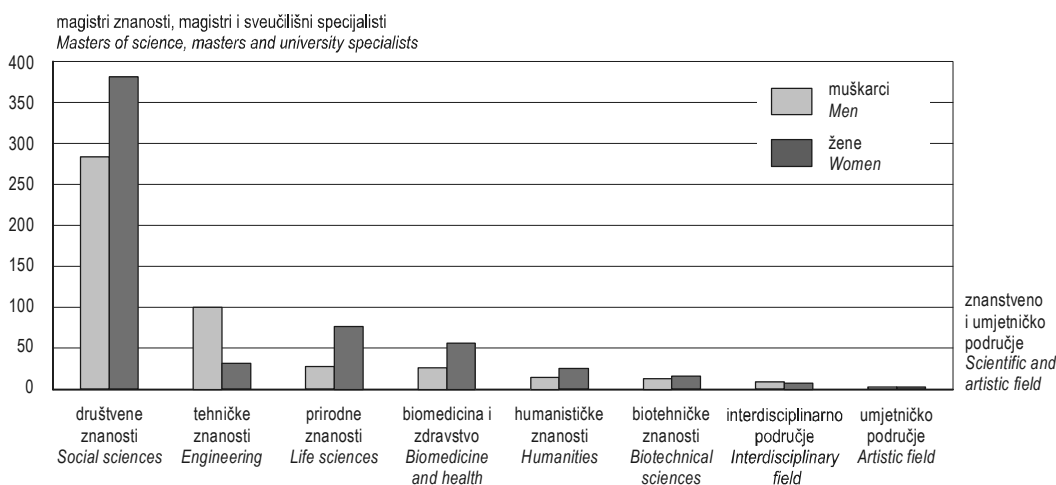
	Ukupno Total		Diplomirali u Republiki Hrvatskoj Graduated in Republic of Croatia		Diplomirali izvan Republike Hrvatske Graduated outside Republic of Croatia										
	svega All	žene Women	svega All	žene Women	svega All	Austrija Austria	BiH Bosnia and Herzegovina	Indija India	Italija Italy	Kanada Canada	Kosovo Kosovo	Make- donija Macedonia	Slovenija Slovenia	Srbija Serbia	Španjol- ska Spain
Ukupno Total	1 077	599	1 023	571	54	1	24	1	3	1	3	5	4	11	1
Sveučilište u Dubrovniku University of Dubrovnik	13	11	13	11	-	-	-	-	-	-	-	-	-	-	-
Sveučilište u Osijeku University of Osijek	158	93	149	89	9	-	3	-	2	-	-	3	-	1	-
Sveučilište u Puli University of Pula	4	3	4	3	-	-	-	-	-	-	-	-	-	-	-
Sveučilište u Rijeci University of Rijeka	72	41	71	40	1	-	-	-	-	-	-	-	-	1	-
Sveučilište u Splitu University of Split	65	26	62	25	3	-	3	-	-	-	-	-	-	-	-
Sveučilište u Zadru University of Zadar	9	8	8	7	1	-	-	-	-	-	-	-	-	1	-
Sveučilište u Zagrebu University of Zagreb	751	414	711	393	40	1	18	1	1	1	3	2	4	8	1
Izvan Sveučilišta Out of university	5	3	5	3	-	-	-	-	-	-	-	-	-	-	-

**2.5. MAGISTRI ZNANOSTI, MAGISTRI I SVEUČILIŠNI SPECIJALISTI PREMA ZNANSTVENOM I UMJETNIČKOM PODRUČJU MAGISTARSKOG/SPECIJALISTIČKOG RADA, GODINAMA ŽIVOTA I SPOLU U 2010.**

MASTERS OF SCIENCE, MASTERS AND UNIVERSITY SPECIALISTS, BY SCIENTIFIC AND ARTISTIC FIELD OF THEIR MASTER'S/SPECIALIST THESES, AGE AND SEX, 2010

	Ukupno Total	Godine života Age						All Women	Total	
		do 29 Up to 29	30 – 34	35 – 39	40 – 44	45 – 49	50 i više 50 and over			
Ukupno	svega žene	1 077 599	153 98	334 201	256 145	144 76	108 42	82 37	All Women	Total
Prirodne znanosti	svega žene	105 77	1 1	28 21	49 38	16 11	6 3	5 3	All Women	Life sciences
Tehničke znanosti	svega žene	132 32	11 3	38 8	35 10	19 6	15 2	14 3	All Women	Engineering
Biomedicina i zdravstvo	svega žene	83 57	3 2	16 12	22 16	15 14	15 7	12 6	All Women	Biomedicine and health
Biotehničke znanosti	svega žene	29 16	2 1	8 4	6 4	9 6	2 -	2 1	All Women	Biotechnical sciences
Društvene znanosti	svega žene	665 381	127 83	222 143	132 74	80 36	62 25	42 20	All Women	Social sciences
Humanističke znanosti	svega žene	40 25	8 7	11 8	6 1	4 2	5 3	6 4	All Women	Humanities
Umjetničko područje	svega žene	6 3	- -	5 2	- -	- -	1 1	- -	All Women	Artistic field
Interdisciplinarna područja znanosti	svega žene	17 8	1 1	6 3	6 2	1 1	2 1	1 -	All Women	Interdisciplinary fields of science

**G-6. MAGISTRI ZNANOSTI, MAGISTRI I SVEUČILIŠNI SPECIJALISTI PREMA ZNANSTVENOM I UMJETNIČKOM PODRUČJU  
MAGISTARSKOG/SPECIJALISTIČKOG RADA TE SPOLU U 2010.**  
MASTERS OF SCIENCE, MASTERS AND UNIVERSITY SPECIALISTS, BY SCIENTIFIC AND ARTISTIC FIELD OF  
MASTER'S/SPECIALIST THESES AND SEX, 2010



**2.6. MAGISTRI ZNANOSTI, MAGISTRI I SVEUČILIŠNI SPECIJALISTI PREMA DJELATNOSTI U KOJOJ OBAVLJAJU ZANIMANJE,  
NAČINU PLAĆANJA POSLIJEDIPLOMSKOG STUDIJA I SPOLU U 2010.**  
MASTERS OF SCIENCE, MASTERS AND UNIVERSITY SPECIALISTS, BY ACTIVITY OF EMPLOYMENT,  
BY WAY OF PAYING FOR POSTGRADUATE STUDY AND BY SEX, 2010

	Ukupno Total		Način plaćanja poslijediplomskog studija Way of paying for postgraduate study				
	svega All	žene Women	poslodavac Employer	Ministarstvo znanosti, obrazovanja i športa Ministry of Science, Education and Sports	kandidat osobno Candidate	ostalo Other	
Ukupno	1 077	599	352	28	649	48	Total
Zaposleni	1 039	577	352	28	615	44	Employees
Poljoprivreda, šumarstvo i ribarstvo	12	6	6	-	5	1	Agriculture, forestry and fishing
Rudarstvo i vađenje	6	5	3	-	2	1	Mining and quarrying
Prerađivačka industrija	69	39	40	-	27	2	Manufacturing
Opskrba električnom energijom, plinom, parom i klimatizacija	20	8	14	-	5	1	Electricity, gas, steam and air conditioning supply
Opskrba vodom; uklanjanje otpadnih voda, gospodarenje otpadom te djelatnosti sanacije okoliša	13	10	6	-	7	-	Water supply; sewerage, waste management and remediation activities
Građevinarstvo	20	4	9	-	9	2	Construction
Trgovina na veliko i malo; popravak motornih vozila i motocikala	48	22	11	1	35	1	Wholesale and retail trade; repair of motor vehicles and motorcycles
Prijevoz i skladištenje	20	8	11	-	8	1	Transportation and storage
Djelatnosti pružanja smještaja te pripreme i usluživanja hrane	12	8	-	-	12	-	Accommodation and food service activities
Informacije i komunikacije	71	26	30	-	37	4	Information and communication
Financijske djelatnosti i djelatnosti osiguranja	127	87	42	2	78	5	Financial and insurance activities
Poslovanje nekretninama	2	-	1	-	1	-	Real estate activities
Stručne, znanstvene i tehničke djelatnosti	98	42	51	1	43	3	Professional, scientific and technical activities
Administrativne i pomoćne uslužne djelatnosti	11	8	4	-	6	1	Administrative and support service activities
Javna uprava i obrana; obvezno socijalno osiguranje	165	88	52	7	98	8	Public administration and defence; compulsory social security
Obrazovanje	176	105	33	16	118	9	Education
Djelatnosti zdravstvene zaštite i socijalne skrbi	129	86	30	1	97	1	Human health and social work activities
Umjetnost, zabava i rekreacija	24	16	6	-	15	3	Arts, entertainment and recreation
Ostale uslužne djelatnosti	14	8	3	-	10	1	Other service activities
Djelatnosti izvanteritorijalnih organizacija i tijela	2	1	-	-	2	-	Activities of extraterritorial organisations and bodies
Nezaposleni	38	22	-	-	34	4	Unemployed

**2.7. MAGISTRI ZNANOSTI, MAGISTRI I SVEUČILIŠNI SPECIJALISTI PREMA ŽUPANIJI, GRADU/OPĆINI STALNOG PREBIVALIŠTA I SPOLU U 2010.**  
**MASTERS OF SCIENCE, MASTERS AND UNIVERSITY SPECIALISTS, BY COUNTY, TOWN/MUNICIPALITY OF USUAL RESIDENCE AND BY SEX, 2010**

	Ukupno <i>Total</i>			Magistri <i>Masters</i>			Magistri znanosti <i>Masters of science</i>			Sveučilišni specijalisti <i>University specialists</i>		
	svoga <i>All</i>	muškarci <i>Men</i>	žene <i>Women</i>	svoga <i>All</i>	muškarci <i>Men</i>	žene <i>Women</i>	svoga <i>All</i>	muškarci <i>Men</i>	žene <i>Women</i>	svoga <i>All</i>	muškarci <i>Men</i>	žene <i>Women</i>
Ukupno <i>Total</i>	1 077	478	599	59	23	36	618	283	335	400	172	228
Republika Hrvatska <i>Republic of Croatia</i>	1 037	455	582	57	21	36	589	266	323	391	168	223
Zagrebačka županija <i>County of Zagreb</i>	48	18	30	5	1	4	23	13	10	20	4	16
<i>Gradovi/ Towns</i>												
Dugo Selo	2	1	1	-	-	-	-	-	-	2	1	1
Ivanič-Grad	1	1	-	-	-	-	1	1	-	-	-	-
Jastrebarsko	2	1	1	1	1	-	1	-	1	-	-	-
Samobor	13	5	8	2	-	2	6	4	2	5	1	4
Sveta Nedelja	5	2	3	1	-	1	3	2	1	1	-	1
Sveti Ivan Zelina	1	-	1	-	-	-	-	-	-	1	-	1
Velika Gorica	13	4	9	1	-	1	8	4	4	4	-	4
Vrbovec	1	1	-	-	-	-	-	-	-	1	1	-
Zaprešić	5	1	4	-	-	-	1	-	1	4	1	3
<i>Općine/ Municipalities</i>												
Brdovec	1	1	-	-	-	-	1	1	-	-	-	-
Klinča Sela	1	-	1	-	-	-	-	-	-	1	-	1
Križ	1	-	1	-	-	-	-	-	-	1	-	1
Pisarovina	1	-	1	-	-	-	1	-	1	-	-	-
Rugvica	1	1	-	-	-	-	1	1	-	-	-	-
Krapinsko-zagorska županija <i>County of Krapina-Zagorje</i>	13	5	8	2	1	1	4	2	2	7	2	5
<i>Gradovi/ Towns</i>												
Krapina	2	1	1	1	1	-	-	-	-	1	-	1
Oroslavje	1	-	1	-	-	-	-	-	-	1	-	1
Pregrada	1	-	1	-	-	-	-	-	-	1	-	1
Zabok	1	-	1	-	-	-	-	-	-	1	-	1
Zlatar	1	-	1	-	-	-	1	-	1	-	-	-
<i>Općine/ Municipalities</i>												
Desinić	1	1	-	-	-	-	1	1	-	-	-	-
Đurmanec	1	1	-	-	-	-	1	1	-	-	-	-
Krapinske Toplice	1	-	1	-	-	-	-	-	-	1	-	1
Marija Bistrica	1	1	-	-	-	-	-	-	-	1	1	-
Sveti Križ Začretje	1	-	1	1	-	1	-	-	-	-	-	-
Tuhej	1	-	1	-	-	-	1	-	1	-	-	-
Zlatar-Bistrica	1	1	-	-	-	-	-	-	-	1	1	-
Sisačko-moslavačka županija <i>County of Sisak-Moslavina</i>	11	6	5	-	-	-	6	4	2	5	2	3
<i>Gradovi/ Towns</i>												
Kutina	4	2	2	-	-	-	-	-	-	4	2	2
Sisak	2	1	1	-	-	-	2	1	1	-	-	-
<i>Općine/ Municipalities</i>												
Lekenik	1	1	-	-	-	-	1	1	-	-	-	-
Popovača	3	1	2	-	-	-	2	1	1	1	-	1
Topusko	1	1	-	-	-	-	1	1	-	-	-	-
Karlovačka županija <i>County of Karlovac</i>	18	8	10	3	2	1	10	3	7	5	3	2
<i>Gradovi/ Towns</i>												
Duga Resa	4	1	3	-	-	-	2	-	2	2	1	1
Karlovac	8	4	4	1	1	-	6	2	4	1	1	-
Ogulin	2	1	1	2	1	1	-	-	-	-	-	-
Ozalj	3	1	2	-	-	-	2	1	1	1	-	1
<i>Općina/ Municipality</i>												
Josipdol	1	1	-	-	-	-	-	-	-	1	1	-
Varaždinska županija <i>County of Varaždin</i>	18	11	7	1	-	1	6	5	1	11	6	5
<i>Grad/ Town</i>												
Varaždin	16	10	6	1	-	1	6	5	1	9	5	4

**2.7. MAGISTRI ZNANOSTI, MAGISTRI I SVEUČILIŠNI SPECIJALISTI PREMA ŽUPANIJI, GRADU/OPĆINI STALNOG PREBIVALIŠTA I SPOLU U 2010.**  
**MASTERS OF SCIENCE, MASTERS AND UNIVERSITY SPECIALISTS, BY COUNTY, TOWN/MUNICIPALITY OF USUAL RESIDENCE AND BY SEX, 2010**

(nastavak)  
(continued)

	Ukupno Total			Magistri Masters			Magistri znanosti Masters of science			Sveučilišni specijalisti University specialists		
	svega All	muškarci Men	žene Women	svega All	muškarci Men	žene Women	svega All	muškarci Men	žene Women	svega All	muškarci Men	žene Women
Općine/ Municipalities												
Klenovnik	1	-	1	-	-	-	-	-	-	1	-	1
Trnovec Bartolovečki	1	1	-	-	-	-	-	-	-	1	1	-
Koprivničko-križevačka županija County of Koprivnica-Križevci	18	10	8	2	1	1	8	6	2	8	3	5
Gradovi/ Towns												
Đurđevac	1	-	1	-	-	-	-	-	-	1	-	1
Koprivnica	8	4	4	1	-	1	4	3	1	3	1	2
Križevci	2	2	-	1	1	-	1	1	-	-	-	-
Općine/ Municipalities												
Hlebine	1	1	-	-	-	-	1	1	-	-	-	-
Molve	1	1	-	-	-	-	-	-	-	1	1	-
Novigrad Podravski	2	-	2	-	-	-	1	-	1	1	-	1
Podravske Sesvete	1	1	-	-	-	-	-	-	-	1	1	-
Sveti Petar Orehovec	1	1	-	-	-	-	1	1	-	-	-	-
Virje	1	-	1	-	-	-	-	-	-	1	-	1
Bjelovarsko-bilogorska županija County of Bjelovar-Bilogora	10	5	5	1	-	1	6	4	2	3	1	2
Gradovi/ Towns												
Bjelovar	8	4	4	-	-	-	6	4	2	2	-	2
Čazma	2	1	1	1	-	1	-	-	-	1	1	-
Primorsko-goranska županija County of Primorje-Gorski kotar	91	33	58	-	-	-	75	28	47	16	5	11
Gradovi/ Towns												
Bakar	2	-	2	-	-	-	2	-	2	-	-	-
Crikvenica	2	1	1	-	-	-	2	1	1	-	-	-
Čabar	1	-	1	-	-	-	1	-	1	-	-	-
Delnice	1	-	1	-	-	-	1	-	1	-	-	-
Kastav	2	1	1	-	-	-	1	1	-	1	-	1
Kraljevica	1	-	1	-	-	-	-	-	-	1	-	1
Opatija	1	1	-	-	-	-	-	-	-	1	1	-
Rab	1	1	-	-	-	-	1	1	-	-	-	-
Rijeka	59	23	36	-	-	-	53	20	33	6	3	3
Općine/ Municipalities												
Baška	1	-	1	-	-	-	-	-	-	1	-	1
Čavle	1	-	1	-	-	-	1	-	1	-	-	-
Fužine	2	1	1	-	-	-	1	1	-	1	-	1
Kostrena	6	2	4	-	-	-	5	1	4	1	1	-
Lopar	1	-	1	-	-	-	1	-	1	-	-	-
Matulja	2	-	2	-	-	-	1	-	1	1	-	1
Omišalj	2	2	-	-	-	-	2	2	-	-	-	-
Vinodolska općina	2	1	1	-	-	-	1	1	-	1	-	1
Viškovo	4	-	4	-	-	-	2	-	2	2	-	2
Ličko-senjska županija County of Lika-Senj	8	5	3	3	2	1	3	1	2	2	2	-
Grad/ Town												
Gospić	5	4	1	2	2	-	2	1	1	1	1	-
Općine/ Municipalities												
Brinje	1	1	-	-	-	-	-	-	-	1	1	-
Plitvička Jezera	2	-	2	1	-	1	1	-	1	-	-	-
Virovitičko-podravska županija County of Virovitica-Podravina	14	6	8	-	-	-	11	6	5	3	-	3
Gradovi/ Towns												
Slatina	2	1	1	-	-	-	2	1	1	-	-	-
Virovitica	10	3	7	-	-	-	7	3	4	3	-	3
Općine/ Municipalities												
Čadavica	1	1	-	-	-	-	1	1	-	-	-	-
Lukač	1	1	-	-	-	-	1	1	-	-	-	-

**2.7. MAGISTRI ZNANOSTI, MAGISTRI I SVEUČILIŠNI SPECIJALISTI PREMA ŽUPANIJI, GRADU/OPĆINI STALNOG PREBIVALIŠTA I SPOLU U 2010.**  
**MASTERS OF SCIENCE, MASTERS AND UNIVERSITY SPECIALISTS, BY COUNTY, TOWN/MUNICIPALITY OF USUAL RESIDENCE AND BY SEX, 2010**

(nastavak)  
(continued)

	Ukupno Total			Magistri Masters			Magistri znanosti Masters of science			Sveučilišni specijalisti University specialists		
	svega All	muškarci Men	žene Women	svega All	muškarci Men	žene Women	svega All	muškarci Men	žene Women	svega All	muškarci Men	žene Women
Požeško-slavonska županija County of Požega-Slavonia	10	7	3	1	-	1	5	3	2	4	4	-
Grad/ Town Požega	10	7	3	1	-	1	5	3	2	4	4	-
Brodsko-posavska županija County of SlavonSKI Brod-Posavina	27	14	13	1	-	1	11	5	6	15	9	6
Gradovi/ Towns Nova Gradiška	2	-	2	-	-	-	1	-	1	1	-	1
Slavonski Brod	25	14	11	1	-	1	10	5	5	14	9	5
Zadarska županija County of Zadar	16	10	6	1	1	-	11	5	6	4	4	-
Gradovi/ Towns Pag	1	1	-	-	-	-	-	-	-	1	1	-
Zadar	13	7	6	1	1	-	10	4	6	2	2	-
Općine/ Municipalities Kali	1	1	-	-	-	-	-	-	-	1	1	-
Polača	1	1	-	-	-	-	1	1	-	-	-	-
Osječko-baranjska županija County of Osijek-Baranja	92	35	57	-	-	-	62	22	40	30	13	17
Gradovi/ Towns Beli Manastir	1	-	1	-	-	-	1	-	1	-	-	-
Belišće	2	1	1	-	-	-	2	1	1	-	-	-
Donji Miholjac	1	-	1	-	-	-	1	-	1	-	-	-
Đakovo	4	1	3	-	-	-	1	1	-	3	-	3
Našice	3	1	2	-	-	-	1	-	1	2	1	1
Osijek	65	23	42	-	-	-	47	14	33	18	9	9
Valpovo	1	1	-	-	-	-	-	-	-	1	1	-
Općine/ Municipalities Antunovac	1	1	-	-	-	-	1	1	-	-	-	-
Bilje	1	1	-	-	-	-	1	1	-	-	-	-
Čepin	6	2	4	-	-	-	3	2	1	3	-	3
Darda	3	-	3	-	-	-	2	-	2	1	-	1
Kneževi Vinogradi	1	1	-	-	-	-	1	1	-	-	-	-
Petrijevci	1	1	-	-	-	-	1	1	-	-	-	-
Strizivojna	1	1	-	-	-	-	-	-	-	1	1	-
Vladislavci	1	1	-	-	-	-	-	-	-	1	1	-
Šibensko-kninska županija County of Šibenik-Knin	15	4	11	3	1	2	7	3	4	5	-	5
Gradovi/ Towns Drniš	2	-	2	1	-	1	-	-	-	1	-	1
Knin	1	1	-	-	-	-	1	1	-	-	-	-
Šibenik	12	3	9	2	1	1	6	2	4	4	-	4
Vukovarsko-srijemska županija County of Vukovar-Sirmium	31	12	19	1	-	1	14	5	9	16	7	9
Gradovi/ Towns Ilok	3	1	2	-	-	-	1	1	-	2	-	2
Vinkovci	11	5	6	1	-	1	4	1	3	6	4	2
Vukovar	8	3	5	-	-	-	6	2	4	2	1	1
Županja	5	1	4	-	-	-	2	-	2	3	1	2
Općine/ Municipalities Bošnjaci	1	1	-	-	-	-	-	-	-	1	1	-
Drenovci	1	1	-	-	-	-	1	1	-	-	-	-
Ivankovo	1	-	1	-	-	-	-	-	-	1	-	1
Stari Jankovci	1	-	1	-	-	-	-	-	-	1	-	1

**2.7. MAGISTRI ZNANOSTI, MAGISTRI I SVEUČILIŠNI SPECIJALISTI PREMA ŽUPANIJI, GRADU/OPĆINI STALNOG PREBIVALIŠTA I SPOLU U 2010.**  
**MASTERS OF SCIENCE, MASTERS AND UNIVERSITY SPECIALISTS, BY COUNTY, TOWN/MUNICIPALITY OF USUAL RESIDENCE AND BY SEX, 2010**

(nastavak)  
(continued)

	Ukupno Total			Magistri Masters			Magistri znanosti Masters of science			Sveučilišni specijalisti University specialists		
	svega All	muškarci Men	žene Women	svega All	muškarci Men	žene Women	svega All	muškarci Men	žene Women	svega All	muškarci Men	žene Women
Splitsko-dalmatinska županija County of Split-Dalmatia	88	47	41	7	5	2	38	19	19	43	23	20
Gradovi/ Towns												
Kaštela	3	2	1	-	-	-	1	1	-	2	1	1
Makarska	3	3	-	-	-	-	-	-	-	3	3	-
Omiš	2	1	1	-	-	-	1	1	-	1	-	1
Sinj	2	1	1	-	-	-	-	-	-	2	1	1
Solin	1	-	1	-	-	-	-	-	-	1	-	1
Split	69	36	33	7	5	2	31	14	17	31	17	14
Trogir	2	1	1	-	-	-	-	-	-	2	1	1
Općine/ Municipalities												
Klis	1	1	-	-	-	-	1	1	-	-	-	-
Okrug	1	-	1	-	-	-	1	-	1	-	-	-
Prgomet	1	-	1	-	-	-	-	-	-	1	-	1
Seget	1	1	-	-	-	-	1	1	-	-	-	-
Tučepi	1	1	-	-	-	-	1	1	-	-	-	-
Zagvozd	1	-	1	-	-	-	1	-	1	-	-	-
Istarska županija County of Istria	39	17	22	1	-	1	25	14	11	13	3	10
Gradovi/ Towns												
Pazin	3	1	2	-	-	-	2	1	1	1	-	1
Poreč – Parenzo	9	6	3	-	-	-	6	4	2	3	2	1
Pula – Pola	12	6	6	1	-	1	9	5	4	2	1	1
Rovinj – Rovigno	7	3	4	-	-	-	3	3	-	4	-	4
Umag – Umago	1	-	1	-	-	-	1	-	1	-	-	-
Općine/ Municipalities												
Barban	1	-	1	-	-	-	-	-	-	1	-	1
Fažana – Fasana	1	-	1	-	-	-	-	-	-	1	-	1
Ližnjan – Lisignano	3	-	3	-	-	-	3	-	3	-	-	-
Sveti Lovreč	1	1	-	-	-	-	1	1	-	-	-	-
Višnjan – Visignano	1	-	1	-	-	-	-	-	-	1	-	1
Dubrovačko-neretvanska županija County of Dubrovnik-Neretva	23	8	15	-	-	-	15	5	10	8	3	5
Gradovi/ Towns												
Dubrovnik	17	4	13	-	-	-	12	2	10	5	2	3
Ploče	3	2	1	-	-	-	2	2	-	1	-	1
Općine/ Municipalities												
Konavle	1	1	-	-	-	-	1	1	-	-	-	-
Orebić	1	-	1	-	-	-	-	-	-	1	-	1
Župa dubrovačka	1	1	-	-	-	-	-	-	-	1	1	-
Međimurska županija County of Međimurje	13	8	5	-	-	-	6	4	2	7	4	3
Gradovi/ Towns												
Čakovec	10	6	4	-	-	-	3	2	1	7	4	3
Mursko Središće	1	-	1	-	-	-	1	-	1	-	-	-
Općine/ Municipalities												
Podturen	1	1	-	-	-	-	1	1	-	-	-	-
Štrahoninec	1	1	-	-	-	-	1	1	-	-	-	-
Grad Zagreb City of Zagreb	434	186	248	25	7	18	243	109	134	166	70	96
S prebivalištem izvan Republike Hrvatske With residence outside of Republic of Croatia	40	23	17	2	2	-	29	17	12	9	4	5

### 3. DOKTORI ZNANOSTI DOCTORS OF SCIENCE

#### 3.1. DOKTORI ZNANOSTI PREMA ZNANSTVENOM PODRUČJU I POLJU DOKTORSKE DISERTACIJE<sup>1)</sup> TE SPOLU OD 2006. DO 2010. DOCTORS OF SCIENCE, BY SCIENTIFIC FIELD OF THEIR DOCTOR'S DISSERTATION<sup>1)</sup> AND BY SEX, 2006 – 2010

	2006.		2007.		2008.		2009.		2010.	
	ukupno Total	žene Women	ukupno Total	žene Women	ukupno Total	žene Women	ukupno Total	žene Women	ukupno Total	žene Women
Ukupno Total	439	213	466	243	494	247	572	268	838	428
Prirodne znanosti Life sciences	82	48	105	66	91	52	105	65	159	96
Matematika Mathematics	9	5	8	2	10	6	11	7	13	5
Fizika Physics	10	4	8	3	19	9	16	4	17	4
Geoznanosti Geosciences	6	2	8	4	10	3	-	-	-	-
Geologija Geological sciences	-	-	-	-	-	-	10	4	3	3
Kemija Chemistry	15	12	38	27	15	8	22	15	46	30
Biologija Biology	42	25	43	30	37	26	45	34	78	53
Interdisciplinarne prirodne znanosti Interdisciplinary life sciences	-	-	-	-	-	-	1	1	2	1
Tehničke znanosti Engineering	65	22	80	27	76	15	100	22	157	46
Arhitektura i urbanizam Architecture and town planning	1	1	6	3	3	1	4	2	7	4
Brodogradnja Naval architecture	2	-	2	-	2	-	3	-	1	-
Elektrotehnika Electrical engineering	13	2	23	4	22	-	26	4	41	7
Geodezija Geodesy	3	2	2	1	1	-	4	-	5	1
Građevinarstvo Civil engineering	5	3	3	2	3	2	9	3	13	4
Grafička tehnologija Graphic arts technology	1	-	5	3	4	2	1	-	8	4
Kemijsko inženjerstvo Chemical engineering	9	8	7	4	2	-	9	3	11	8
Metalurgija Metallurgy	-	-	1	-	-	-	1	1	2	2
Računalstvo Computer science	3	1	3	1	6	-	13	1	20	3
Rudarstvo, nafta i geološko inženjerstvo Mining, petroleum and geological engineering	1	-	6	2	4	2	7	-	8	3
Strojarstvo Mechanical engineering	13	2	8	1	13	1	11	3	15	3
Tehnologija prometa i transport Technology of traffic and transportation	8	-	8	4	10	2	5	2	17	3
Tekstilna tehnologija Textiles technology	3	3	2	2	3	3	4	3	3	3
Zrakoplovstvo, raketna i svemirska tehnika Aviation, rocket and space engineering	-	-	-	-	-	-	-	-	1	-
Temeljne tehničke znanosti Basic technical sciences	3	-	4	-	3	2	3	-	4	-
Interdisciplinarne tehničke znanosti Interdisciplinary technical sciences	-	-	-	-	-	-	-	-	1	1
Biomedicina i zdravstvo Biomedicine and health	106	49	105	52	124	62	129	60	176	93
Temeljne medicinske znanosti Basic medical sciences	10	5	11	7	14	11	12	7	13	5
Kliničke medicinske znanosti Clinical medicine	53	21	57	24	65	27	80	35	110	54
Javno zdravstvo i zdravstvena zaštita Public health and health care	7	5	10	7	6	4	5	1	19	14
Veterinarska medicina Veterinary medicine	22	12	13	5	23	9	17	6	21	13
Dentalna medicina Dental medicine	7	1	4	2	12	7	9	6	11	5
Farmacija Pharmacy	7	5	10	7	4	4	6	5	2	2

1) Od 2006. Klasifikacija znanstvenih i umjetničkih područja i polja (NN, br. 76/05.), a od 2009. Pravilnik o znanstvenim i umjetničkim područjima, poljima i granama (NN, br. 118/09.)

1) The Classification of Scientific and Artistic Fields (NN, No. 76/05) since 2006 and The Rule Book of Scientific and Artistic Disciplines, Fields and Branches (NN, No. 118/09) since 2009.

**3.1. DOKTORI ZNANOSTI PREMA ZNANSTVENOM PODRUČJU I POLJU DOKTORSKE DISERTACIJE<sup>1)</sup> TE SPOLU OD 2006. DO 2010.**  
**DOCTORS OF SCIENCE, BY SCIENTIFIC FIELD OF THEIR DOCTOR'S DISSERTATION<sup>1)</sup> AND BY SEX, 2006 – 2010**

(nastavak)  
(continued)

	2006.		2007.		2008.		2009.		2010.	
	ukupno Total	žene Women	ukupno Total	žene Women	ukupno Total	žene Women	ukupno Total	žene Women	ukupno Total	žene Women
Biotehničke znanosti <i>Biotechnical sciences</i>	39	17	32	16	34	17	36	19	51	27
Poljoprivreda <i>Agriculture</i>	17	8	14	6	13	5	17	8	24	12
Šumarstvo <i>Forestry</i>	7	1	5	1	2	-	5	1	5	-
Drvena tehnologija <i>Wood technology</i>	3	-	-	-	2	-	1	-	3	-
Biotehnologija <i>Biotechnology</i>	4	2	7	5	9	6	3	3	4	3
Prehrambena tehnologija <i>Food technology</i>	8	6	6	4	8	6	10	7	15	12
Društvene znanosti <i>Social sciences</i>	79	43	80	41	97	49	110	59	147	81
Ekonomija <i>Economics</i>	32	19	27	15	29	14	30	12	53	31
Pravo <i>Law</i>	15	8	10	5	12	8	17	14	14	4
Politologija <i>Political science</i>	5	3	6	-	7	2	3	-	11	3
Informacijske i komunikacijske znanosti <i>Information and communication</i>	12	5	14	10	15	4	25	12	25	11
Sociologija <i>Sociology</i>	3	-	-	-	5	2	9	3	8	4
Psihologija <i>Psychology</i>	2	2	3	1	11	8	7	5	15	14
Pedagogija <i>Pedagogy</i>	10	6	20	10	5	3	8	5	6	5
Edukacijsko-rehabilitacijske znanosti <i>Special education</i>	-	-	-	-	6	5	6	4	2	2
Logopedija <i>Logopedics</i>	-	-	-	-	-	-	3	3	10	4
Kineziologija <i>Kinesiology</i>	-	-	-	-	1	-	2	1	3	3
Demografija <i>Demography</i>	-	-	-	-	4	2	-	-	-	-
Socijalne djelatnosti <i>Social work</i>	-	-	-	-	2	1	-	-	-	-
Humanističke znanosti <i>Humanities</i>	68	34	64	41	72	52	90	42	141	82
Filozofija <i>Philosophy</i>	4	1	3	2	11	7	10	1	17	3
Teologija <i>Theology</i>	2	-	-	-	2	-	4	1	2	1
Filologija <i>Philology</i>	38	25	43	29	47	40	40	25	61	46
Povijest <i>History</i>	14	3	7	3	4	-	18	4	24	7
Povijest umjetnosti <i>History of art</i>	2	1	8	4	3	2	4	2	10	8
Znanost o umjetnosti <i>Art science</i>	1	-	1	1	-	-	3	2	2	2
Arheologija <i>Archaeology</i>	4	1	1	1	4	2	8	4	6	5
Etnologija i antropologija <i>Ethnology and anthropology</i>	3	3	1	1	1	1	2	2	17	9
Religijske znanosti (interdisciplinarno polje) <i>Religious sciences (Interdisciplinary field)</i>	-	-	-	-	-	-	-	-	2	1
Interdisciplinane humanističke znanosti <i>Interdisciplinary humanities</i>	-	-	-	-	-	-	1	1	-	-
Interdisciplinarna područja znanosti <i>Interdisciplinary fields</i>	-	-	-	-	-	-	2	1	7	3
Geografija <i>Geography</i>	-	-	-	-	-	-	2	1	6	2
Kroatologija <i>Croatology</i>	-	-	-	-	-	-	-	-	1	1

**3.2. DOKTORI ZNANOSTI PREMA NAZIVU I MJESTU VISOKOG UČILIŠTA NA KOJEM SU STEKLI AKADEMSKI STUPANJ I SPOLU OD 2006. DO 2010.**  
**DOCTORS OF SCIENCE, BY NAME AND PLACE OF INSTITUTION OF HIGHER EDUCATION AT WHICH THEY OBTAINED DOCTOR'S DEGREE**  
**AND BY SEX, 2006 – 2010**

	2006.		2007.		2008.		2009.		2010.	
	ukupno Total	žene Women	ukupno Total	žene Women	ukupno Total	žene Women	ukupno Total	žene Women	ukupno Total	žene Women
Ukupno Total	439	213	466	243	494	247	572	268	838	428
Prirodoslovno-matematički fakultet – Matematički odjel, Zagreb Faculty of Science, Department of Mathematics, Zagreb	9	5	8	2	10	6	11	7	13	5
Prirodoslovno-matematički fakultet, Zagreb Faculty of Science, Zagreb	71	41	88	55	81	48	88	52	141	86
Sveučilište u Osijeku University of Osijek	-	-	-	-	-	-	1	1	3	3
Arhitektonski fakultet, Zagreb Faculty of Architecture, Zagreb	1	1	6	3	3	1	4	2	7	4
Građevinski fakultet, Osijek Faculty of Civil Engineering, Osijek	-	-	-	-	-	-	-	-	1	1
Građevinski fakultet, Rijeka Faculty of Civil Engineering, Rijeka	-	-	-	-	-	-	1	-	-	-
Građevinski fakultet, Zagreb Faculty of Civil Engineering, Zagreb	2	1	2	2	3	2	9	3	12	3
Građevinsko-arhitektonski fakultet, Split Faculty of Civil Engineering and Architecture, Split	3	2	1	-	1	1	-	-	-	-
Geodetski fakultet, Zagreb Faculty of Geodesy, Zagreb	3	2	2	1	1	-	4	-	5	1
Grafički fakultet, Zagreb Faculty of Graphic Arts, Zagreb	1	-	5	3	4	2	1	-	7	4
Strojarski fakultet, Slavonski Brod Faculty of Mechanical Engineering, Slavonski Brod	1	-	-	-	1	-	1	1	4	1
Fakultet strojarstva i brodogradnje, Zagreb Faculty of Mechanical Engineering and Naval Architecture, Zagreb	10	1	10	1	11	-	8	2	10	1
Tehnički fakultet, Rijeka Faculty of Engineering, Rijeka	5	-	4	-	3	1	3	-	3	1
Fakultet elektrotehnike, strojarstva i brodogradnje, Split Faculty of Electrical Engineering, Mechanical Engineering and Naval Architecture, Split	3	1	4	1	4	-	9	-	11	1
Elektrotehnički fakultet, Osijek Faculty of Electrical Engineering, Osijek	1	-	1	-	3	-	2	-	5	-
Fakultet elektrotehnike i računarstva, Zagreb Faculty of Electrical Engineering and Computing, Zagreb	14	3	21	4	22	-	32	5	49	9
Fakultet prometnih znanosti, Zagreb Faculty of Transport and Traffic Engineering, Zagreb	4	-	8	4	5	1	4	2	11	2
Rudarsko-geološko-naftni fakultet, Zagreb Faculty of Mining, Geology and Petroleum Engineering, Zagreb	1	-	7	3	7	2	8	-	8	3
Metalurški fakultet, Sisak Metalurški fakultet, Sisak	-	-	-	-	-	-	1	1	2	2
Fakultet kemijskog inženjerstva i tehnologije, Zagreb Faculty of Chemical Engineering and Technology, Zagreb	10	9	9	8	1	1	14	8	16	9
Kemijsko-tehnološki fakultet, Split Faculty of Chemistry and Technology, Split	1	1	5	3	2	-	1	1	5	5
Tekstilno-tehnološki fakultet, Zagreb Faculty of Textile Technology, Zagreb	3	3	2	2	3	3	4	3	3	3
Pomorski fakultet, Rijeka Faculty of Maritime Studies, Rijeka	4	-	-	-	5	1	1	-	6	1
Medicinski fakultet, Osijek Faculty of Medicine, Osijek	10	5	16	7	10	5	13	6	20	8
Medicinski fakultet, Rijeka Faculty of Medicine, Rijeka	18	6	14	8	10	7	24	12	26	14
Medicinski fakultet, Split Faculty of Medicine, Split	7	3	10	3	9	6	18	7	9	4
Medicinski fakultet, Zagreb Faculty of Medicine, Zagreb	38	17	37	19	53	24	42	19	82	46
Stomatološki fakultet, Zagreb Faculty of Dental Medicine, Zagreb	4	1	5	3	15	7	11	6	16	6
Farmaceutsko-biokemijski fakultet, Zagreb Faculty of Pharmacy and Biochemistry, Zagreb	7	5	11	8	4	4	5	4	2	2

**3.2. DOKTORI ZNANOSTI PREMA NAZIVU I MJESTU VISOKOG UČILIŠTA NA KOJEM SU STEKLI AKADEMSKI STUPANJ I SPOLU OD 2006. DO 2010.**  
**DOCTORS OF SCIENCE, BY NAME AND PLACE OF INSTITUTION OF HIGHER EDUCATION AT WHICH THEY OBTAINED DOCTOR'S DEGREE**  
**AND BY SEX, 2006 – 2010**

(nastavak)  
 (continued)

	2006.		2007.		2008.		2009.		2010.	
	ukupno Total	žene Women	ukupno Total	žene Women	ukupno Total	žene Women	ukupno Total	žene Women	ukupno Total	žene Women
Veterinarski fakultet, Zagreb <i>Faculty of Veterinary Medicine, Zagreb</i>	22	12	13	5	23	9	16	6	21	13
Prehrambeno-tehnološki fakultet, Osijek <i>Faculty of Food Technology, Osijek</i>	2	-	3	2	3	2	5	4	4	2
Prehrambeno-biotehnološki fakultet, Zagreb <i>Faculty of Food Technology and Biotechnology, Zagreb</i>	10	8	10	7	14	10	7	5	15	13
Poljoprivredni fakultet, Osijek <i>Faculty of Agriculture, Osijek</i>	5	2	4	2	8	4	1	-	8	3
Agronomski fakultet, Zagreb <i>Faculty of Agriculture, Zagreb</i>	12	6	10	4	5	1	16	8	15	8
Šumarski fakultet, Zagreb <i>Faculty of Forestry, Zagreb</i>	10	1	5	1	4	-	6	1	8	-
Ekonomski fakultet, Osijek <i>Faculty of Economics, Osijek</i>	6	3	5	3	7	3	6	2	5	1
Ekonomski fakultet, Rijeka <i>Faculty of Economics, Rijeka</i>	3	1	3	-	5	3	6	2	12	10
Ekonomski fakultet, Split <i>Faculty of Economics, Split</i>	1	-	1	1	3	1	6	3	19	9
Ekonomski fakultet, Zagreb <i>Faculty of Economics, Zagreb</i>	19	13	13	8	10	4	9	4	11	6
Sveučilišni odjel ekonomije i turizma Sveučilišta u Puli <sup>1)</sup> <i>University Department of Economics and Tourism, University of Pula<sup>1)</sup></i>	2	1	1	-	2	1	1	-	2	2
Fakultet za menadžment u turizmu i ugostiteljstvu, Opatija <i>Faculty of Tourism and Hospitality Management, Opatija</i>	1	1	4	3	2	2	2	1	4	3
Fakultet organizacije i informatike, Varaždin <i>Faculty of Organisation and Informatics, Varaždin</i>	1	1	4	3	3	1	6	1	5	3
Pravni fakultet, Osijek <i>Faculty of Law, Osijek</i>	2	1	2	1	-	-	3	3	4	1
Pravni fakultet, Rijeka <i>Faculty of Law, Rijeka</i>	3	2	2	1	1	1	1	1	-	-
Pravni fakultet, Split <i>Faculty of Law, Split</i>	1	-	1	1	3	3	3	1	-	-
Pravni fakultet, Zagreb <i>Faculty of Law, Zagreb</i>	9	5	5	2	10	5	12	11	13	6
Fakultet političkih znanosti, Zagreb <i>Faculty of Political Sciences, Zagreb</i>	4	2	6	-	7	2	4	-	10	2
Filozofski fakultet, Osijek <i>Faculty of Philosophy, Osijek</i>	-	-	-	-	-	-	1	-	4	3
Filozofski fakultet, Rijeka <i>Faculty of Philosophy, Rijeka</i>	6	4	7	5	1	1	7	5	5	4
Filozofski fakultet, Zagreb <i>Faculty of Humanities and Social Sciences, Zagreb</i>	72	37	62	40	95	64	100	55	146	90
Hrvatski studiji, Zagreb <i>Croatian Studies, Zagreb</i>	-	-	-	-	-	-	3	1	10	4
Sveučilišni odjeli Sveučilišta u Zadru <i>University Departments of the University of Zadar</i>	7	3	13	7	7	2	11	2	22	12
Edukacijsko-rehabilitacijski fakultet, Zagreb <i>Faculty of Special Education and Rehabilitation, Zagreb</i>	1	1	4	3	6	5	8	6	2	2
Kineziološki fakultet, Split <i>Faculty of Kinesiology, Split</i>	-	-	-	-	-	-	1	-	2	-
Kineziološki fakultet, Zagreb <i>Faculty of Kinesiology, Zagreb</i>	5	1	10	3	1	-	5	2	8	4
Centar za poslijediplomske studije Sveučilišta u Zagrebu <i>Center for Postgraduate Studies, University of Zagreb</i>	-	-	-	-	-	-	1	1	-	-
Katolički bogoslovni fakultet, Zagreb <i>Catholic Theological Faculty, Zagreb</i>	2	-	-	-	1	-	4	1	2	1
Filozofski fakultet Družbe Isusove, Zagreb <i>Faculty of Philosophy of the Society of Jesus, Zagreb</i>	2	1	1	1	2	1	1	-	4	1

1) Do 2007. Fakultet ekonomije i turizma, Pula

1) Until 2007, the Faculty of Economics and Tourism, Pula

**3.3. DOKTORI ZNANOSTI PREMA SVEUČILIŠTU, NAZIVU I MJESTU VISOKOG UČILIŠTA NA KOJEM SU STEKLI AKADEMSKI STUPANJ  
TE ZNANSTVENOM PODRUČJU DOKTORSKE DISERTACIJE I SPOLU U 2010.**  
DOCTORS OF SCIENCE, BY UNIVERSITY, NAME AND PLACE OF INSTITUTION OF HIGHER EDUCATION AT WHICH THEY OBTAINED  
DOCTOR'S DEGREE, BY SCIENTIFIC FIELD OF DOCTORAL DISSERTATION AND BY SEX, 2010

	Ukupno Total		Znanstveno područje doktorske disertacije Scientific field of doctoral dissertation						
	svega All	žene Women	prirodne znanosti Life sciences	tehničke znanosti Engineering	biomedicina i zdravlje Biomedicine and health	biotehničke znanosti Biotechnical sciences	društvene znanosti Social sciences	humanističke znanosti Humanities	interdisciplinarno područje Interdisciplinary field
Ukupno Total	838	428	159	157	176	51	147	141	7
Sveučilište u Osijeku University of Osijek	58	23	2	10	20	13	9	4	-
Sveučilište u Osijeku University of Osijek	3	3	2	-	-	1	-	-	-
Građevinski fakultet, Osijek Faculty of Civil Engineering, Osijek	1	1	-	1	-	-	-	-	-
Strojarski fakultet, Slavonski Brod Faculty of Mechanical Engineering, Slavonski Brod	4	1	-	4	-	-	-	-	-
Elektrotehnički fakultet, Osijek Faculty of Electrical Engineering, Osijek	5	-	-	5	-	-	-	-	-
Medicinski fakultet, Osijek Faculty of Medicine, Osijek	20	8	-	-	20	-	-	-	-
Prehrambeno-tehnološki fakultet, Osijek Faculty of Food Technology, Osijek	4	2	-	-	-	4	-	-	-
Poljoprivredni fakultet, Osijek Faculty of Agriculture, Osijek	8	3	-	-	-	8	-	-	-
Ekonomski fakultet, Osijek Faculty of Economics, Osijek	5	1	-	-	-	-	5	-	-
Pravni fakultet, Osijek Faculty of Law, Osijek	4	1	-	-	-	-	4	-	-
Filozofski fakultet, Osijek Faculty of Philosophy, Osijek	4	3	-	-	-	-	-	4	-
Sveučilište u Puli University of Pula	2	2	-	-	-	-	2	-	-
Sveučilišni odjel ekonomije i turizma Sveučilišta u Puli University Department of Economics and Tourism, University of Pula	2	2	-	-	-	-	2	-	-
Sveučilište u Rijeci University of Rijeka	56	33	-	9	26	-	18	2	1
Tehnički fakultet, Rijeka Faculty of Engineering, Rijeka	3	1	-	3	-	-	-	-	-
Pomorski fakultet, Rijeka Faculty of Maritime Studies, Rijeka	6	1	-	6	-	-	-	-	-
Medicinski fakultet, Rijeka Faculty of Medicine, Rijeka	26	14	-	-	26	-	-	-	-
Ekonomski fakultet, Rijeka Faculty of Economics, Rijeka	12	10	-	-	-	-	12	-	-
Fakultet za menadžment u turizmu i ugostiteljstvu, Opatija Faculty of Tourism and Hospitality Management, Opatija	4	3	-	-	-	-	4	-	-
Filozofski fakultet, Rijeka Faculty of Philosophy, Rijeka	5	4	-	-	-	-	2	2	1
Sveučilište u Splitu University of Split	46	19	2	14	9	-	21	-	-
Fakultet elektrotehnike, strojarstva i brodogradnje, Split Faculty of Electrical Engineering, Mechanical Engineering and Naval Architecture, Split	11	1	-	11	-	-	-	-	-
Kemijsko-tehnološki fakultet, Split Faculty of Chemistry and Technology, Split	5	5	2	3	-	-	-	-	-
Medicinski fakultet, Split Faculty of Medicine, Split	9	4	-	-	9	-	-	-	-
Ekonomski fakultet, Split Faculty of Economics, Split	19	9	-	-	-	-	19	-	-
Kineziološki fakultet, Split Faculty of Kinesiology, Split	2	-	-	-	-	-	2	-	-
Sveučilište u Zadru University of Zadar	22	12	-	-	-	-	3	18	1
Sveučilišni odjeli Sveučilišta u Zadru University Departments of the University of Zadar	22	12	-	-	-	-	3	18	1

**3.3. DOKTORI ZNANOSTI PREMA SVEUČILIŠTU, NAZIVU I MJESTU VISOKOG UČILIŠTA NA KOJEM SU STEKLI AKADEMSKI STUPANJ  
TE ZNANSTVENOM PODRUČJU DOKTORSKE DISERTACIJE I SPOLU U 2010.**  
DOCTORS OF SCIENCE, BY UNIVERSITY, NAME AND PLACE OF INSTITUTION OF HIGHER EDUCATION AT WHICH THEY OBTAINED  
DOCTOR'S DEGREE, BY SCIENTIFIC FIELD OF DOCTORAL DISSERTATION AND BY SEX, 2010

(nastavak)  
(continued)

	Ukupno Total		Znanstveno područje doktorske disertacije Scientific field of doctoral dissertation						
	svega All	žene Women	prirodne znanosti Life sciences	tehničke znanosti Engineering	biomedicina i zdravlje Biomedicine and health	biotehničke znanosti Biotechnical sciences	društvene znanosti Social sciences	humanističke znanosti Humanities	interdisciplinarno područje Interdisciplinary field
Sveučilište u Zagrebu University of Zagreb	654	339	155	124	121	38	94	117	5
Prirodoslovno-matematički fakultet – Matematički odjel, Zagreb Faculty of Science, Department of Mathematics, Zagreb	13	5	13	-	-	-	-	-	-
Prirodoslovno-matematički fakultet, Zagreb Faculty of Science, Zagreb	141	86	136	-	-	-	-	-	5
Arhitektonski fakultet, Zagreb Faculty of Architecture, Zagreb	7	4	-	7	-	-	-	-	-
Građevinski fakultet, Zagreb Faculty of Civil Engineering, Zagreb	12	3	-	12	-	-	-	-	-
Geodetski fakultet, Zagreb Faculty of Geodesy, Zagreb	7	4	-	7	-	-	-	-	-
Grafički fakultet, Zagreb Faculty of Graphic Arts, Zagreb	5	1	-	5	-	-	-	-	-
Fakultet strojarstva i brodogradnje, Zagreb Faculty of Mechanical Engineering and Naval Architecture, Zagreb	10	1	-	10	-	-	-	-	-
Fakultet elektrotehnike i računarstva, Zagreb Faculty of Electrical Engineering and Computing, Zagreb	49	9	-	49	-	-	-	-	-
Fakultet prometnih znanosti, Zagreb Faculty of Transport and Traffic Engineering, Zagreb	11	2	-	11	-	-	-	-	-
Rudarsko-geološko-naftni fakultet, Zagreb Faculty of Mining, Geology and Petroleum Engineering, Zagreb	8	3	-	8	-	-	-	-	-
Metalurški fakultet, Sisak Faculty of Metallurgy, Sisak	2	2	-	2	-	-	-	-	-
Fakultet kemijskog inženjerstva i tehnologije, Zagreb Faculty of Chemical Engineering and Technology, Zagreb	16	9	6	10	-	-	-	-	-
Tekstilno-tehnološki fakultet, Zagreb Faculty of Textile Technology, Zagreb	3	3	-	3	-	-	-	-	-
Medicinski fakultet, Zagreb Faculty of Medicine, Zagreb	82	46	-	-	82	-	-	-	-
Stomatološki fakultet, Zagreb Faculty of Dental Medicine, Zagreb	16	6	-	-	16	-	-	-	-
Farmaceutsko-biokemijski fakultet, Zagreb Faculty of Pharmacy and Biochemistry, Zagreb	2	2	-	-	2	-	-	-	-
Veterinarski fakultet, Zagreb Faculty of Veterinary Medicine, Zagreb	21	13	-	-	21	-	-	-	-
Prehrambeno-biotehnološki fakultet, Zagreb Faculty of Food Technology and Biotechnology, Zagreb	15	13	-	-	-	15	-	-	-
Agronomski fakultet, Zagreb Faculty of Agriculture, Zagreb	15	8	-	-	-	15	-	-	-
Šumarski fakultet, Zagreb Faculty of Forestry, Zagreb	8	-	-	-	-	8	-	-	-
Ekonomski fakultet, Zagreb Faculty of Economics, Zagreb	11	6	-	-	-	-	11	-	-
Fakultet organizacije i informatike, Varaždin Faculty of Organisation and Informatics, Varaždin	5	3	-	-	-	-	5	-	-
Pravni fakultet, Zagreb Faculty of Law, Zagreb	13	6	-	-	-	-	13	-	-
Fakultet političkih znanosti, Zagreb Faculty of Political Sciences, Zagreb	10	2	-	-	-	-	10	-	-
Filozofski fakultet, Zagreb Faculty of Humanities and Social Sciences, Zagreb	146	90	-	-	-	-	45	101	-
Hrvatski studiji, Zagreb Croatian Studies, Zagreb	10	4	-	-	-	-	-	10	-
Edukacijsko-rehabilitacijski fakultet, Zagreb Faculty of Special Education and Rehabilitation, Zagreb	2	2	-	-	-	-	2	-	-
Kineziološki fakultet, Zagreb Faculty of Kinesiology, Zagreb	8	4	-	-	-	-	8	-	-
Katolički bogoslovni fakultet, Zagreb Catholic Theological Faculty, Zagreb	2	1	-	-	-	-	-	2	-
Filozofski fakultet Družbe Isusove, Zagreb Faculty of Philosophy of the Society of Jesus, Zagreb	4	1	-	-	-	-	-	4	-

**3.4. DOKTORI ZNANOSTI PREMA SVEUČILIŠTU, POSTIGNUTOM MAGISTERIJU I DRŽAVI U KOJOJ SU MAGISTRIRALI TE SPOLU U 2010.**  
**DOCTORS OF SCIENCE, BY UNIVERSITY, OBTAINED MASTER'S DEGREE, COUNTRY OF OBTAINING MASTER'S DEGREE AND SEX, 2010**

	Ukupno Total		Postignut magisterij Obtained master's degree													Nije postignut magisterij Not obtained master's degree
	svoga All	žene Women	svoga All	magistrirali u Republici Hrvatskoj Obtained master's degree in Republic of Croatia	magistrirali izvan Republike Hrvatske Obtained master's degree outside Republic of Croatia											
					Belgija Belgium	BiH Bosnia and Herzegovina	Italija Italy	Kanada Canada	Lihtenštajn Liechtenstein	Mađarska Hungary	Rusija Russia	SAD USA	Slovenija Slovenia	Srbija Serbia	Ujedinjena Kraljevina United Kingdom	
Ukupno Total	838	428	436	408	1	3	1	1	1	5	1	3	3	4	5	402
Sveučilište u Osijeku University of Osijek	58	23	27	26	-	-	-	-	-	-	-	-	-	1	-	31
Sveučilište u Puli University of Pula	2	2	2	2	-	-	-	-	-	-	-	-	-	-	-	-
Sveučilište u Rijeci University of Rijeka	56	33	44	44	-	-	-	-	-	-	-	-	-	-	-	12
Sveučilište u Splitu University of Split	46	19	29	27	-	-	-	-	-	-	-	-	1	-	1	17
Sveučilište u Zadru University of Zadar	22	12	11	11	-	-	-	-	-	-	-	-	-	-	-	11
Sveučilište u Zagrebu University of Zagreb	654	339	323	298	1	3	1	1	1	5	1	3	2	3	4	331

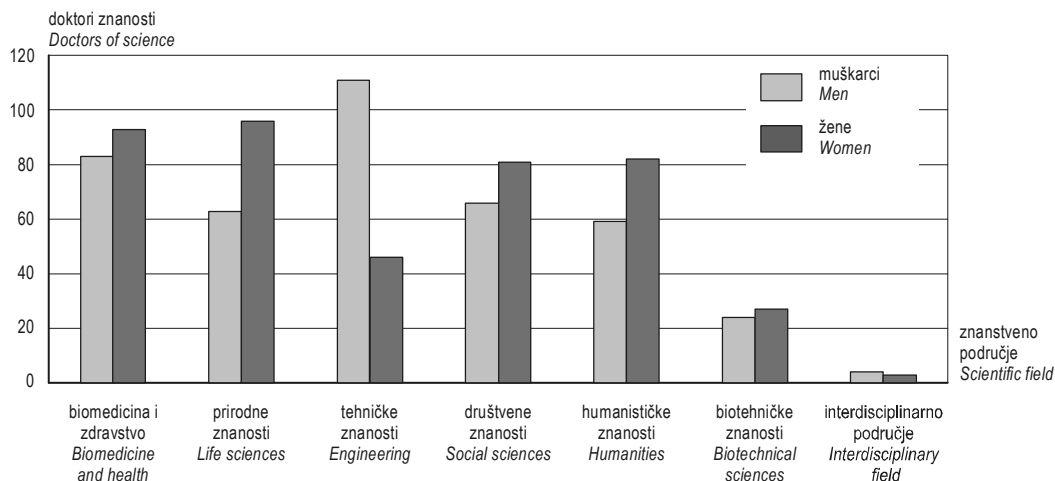
**3.5. DOKTORI ZNANOSTI PREMA ZNANSTVENOM PODRUČJU DOKTORSKE DISERTACIJE, GODINAMA ŽIVOTA I SPOLU U 2010.**  
**DOCTORS OF SCIENCE, BY SCIENTIFIC FIELD OF DOCTORAL DISSERTATION, AGE AND SEX, 2010**

	Ukupno Total			Godine života Age					
	svoga All	muškarci Men	žene Women	do 29 Up to 29	30 – 34	35 – 39	40 – 44	45 – 49	50 i više 50 and over
Ukupno Total	838	410	428	56	346	193	103	64	76
Prirodne znanosti Life sciences	159	63	96	23	77	35	17	3	4
Tehničke znanosti Engineering	157	111	46	10	90	32	12	6	7
Biomedicina i zdravstvo Biomedicine and health	176	83	93	8	39	32	34	35	28
Biotehničke znanosti Biotechnical sciences	51	24	27	-	32	12	3	1	3
Društvene znanosti Social sciences	147	66	81	11	57	36	16	11	16
Humanističke znanosti Humanities	141	59	82	4	48	45	20	7	17
Interdisciplinarna područja znanosti Interdisciplinary fields	7	4	3	-	3	1	1	1	1

**3.6. DOKTORI ZNANOSTI PREMA DJELATNOSTI U KOJOJ OBAVLJAJU ZANIMANJE, NAČINU PLAĆANJA STJECANJA DOKTORATA I SPOLU U 2010.**  
**DOCTORS OF SCIENCE, BY ACTIVITY OF EMPLOYMENT, BY WAY OF PAYING FOR POSTGRADUATE DOCTORAL STUDY AND SEX, 2010**

	Ukupno Total		Način plaćanja stjecanja doktorata Way of paying for postgraduate doctoral study				
	svega All	žene Women	poslodavac Employer	Ministarstvo znanosti, obrazovanja i športa Ministry of Science, Education and Sports	kandidat osobno Candidate	ostalo Other	
Ukupno	838	428	294	288	241	15	Total
Zaposleni	826	428	294	288	229	15	Employees
Poljoprivreda, šumarstvo i ribarstvo	3	2	-	-	3	-	Agriculture, forestry and fishing
Rudarstvo i vađenje	1	-	-	-	1	-	Mining and quarrying
Prerađivačka industrija	11	4	4	-	7	-	Manufacturing
Opskrba električnom energijom, plinom, parom i klimatizacija	1	-	-	-	1	-	Electricity, gas, steam and air conditioning supply
Opskrba vodom; uklanjanje otpadnih voda, gospodarenje otpadom te djelatnosti sanacije okoliša	1	1	-	-	1	-	Water supply; sewerage, waste management and remediation activities
Građevinarstvo	1	-	1	-	-	-	Construction
Trgovina na veliko i malo; popravak motornih vozila i motocikla	1	-	-	-	-	1	Wholesale and retail trade; repair of motor vehicles and motorcycles
Prijevoz i skladištenje	3	1	1	-	2	-	Transportation and storage
Informacije i komunikacije	5	2	1	-	3	1	Information and communication
Financijske djelatnosti i djelatnosti osiguranja	6	1	1	-	5	-	Financial and insurance activities
Stručne, znanstvene i tehničke djelatnosti	157	88	71	62	21	3	Professional, scientific and technical activities
Javna uprava i obrana; obvezno socijalno osiguranje	32	16	10	2	18	2	Public administration and defence; compulsory social security
Obrazovanje	445	229	160	211	69	5	Education
Djelatnosti zdravstvene zaštite i socijalne skrbi	143	77	41	12	87	3	Human health and social work activities
Umjetnost, zabava i rekreacija	9	5	2	1	6	-	Arts, entertainment and recreation
Ostale uslužne djelatnosti	5	2	2	-	3	-	Other service activities
Djelatnosti izvanteritorijalnih organizacija i tijela	2	-	-	-	2	-	Activities of extraterritorial organisations and bodies
Nezaposleni	12	-	-	-	12	-	Unemployed

**G-7. DOKTORI ZNANOSTI PREMA ZNANSTVENOM PODRUČJU DOKTORSKE DISERTACIJE I SPOLU U 2010.**  
**DOCTORS OF SCIENCE, BY SCIENTIFIC FIELD OF DOCTORAL DISSERTATION AND BY SEX, 2010**



**3.7. DOKTORI ZNANOSTI PREMA ŽUPANIJI, GRADU/OPĆINI STALNOG PREBIVALIŠTA I SPOLU U 2010.**  
**DOCTORS OF SCIENCE, BY COUNTY, TOWN/MUNICIPALITY OF USUAL RESIDENCE AND BY SEX, 2010**

(nastavak)  
(continued)

	Ukupno Total				Ukupno Total		
	svega All	muškarci Men	žene Women		svega All	muškarci Men	žene Women
Ukupno Total	838	410	428	Bjelovarsko-bilogorska županija County of Bjelovar-Bilogora	2	2	-
Republika Hrvatska Republic of Croatia	813	398	415	Grad/ Town Bjelovar	1	1	-
Zagrebačka županija County of Zagreb	29	19	10	Općina/ Municipality Nova Rača	1	1	-
Gradovi/ Towns				Primorsko-goranska županija County of Primorje-Gorski kotar	66	29	37
Dugo Selo	1	1	-	Gradovi/ Towns			
Ivanić-grad	3	3	-	Kastav	5	3	2
Samobor	7	3	4	Kraljevica	1	1	-
Sveta Nedelja	1	1	-	Opatija	3	-	3
Velika Gorica	9	5	4	Rijeka	50	21	29
Zaprešić	3	3	-	Općine/ Municipalities			
Općine/ Municipalities				Lovran	1	-	1
Brckovljani	1	1	-	Matulji	3	1	2
Brdovec	1	-	1	Mošćenička Draga	2	2	-
Jakovlje	1	1	-	Viškovo	1	1	-
Klinča Sela	1	-	1	Ličko-senjska županija County of Lika-Senj	2	-	2
Krvarsko	1	1	-	Gradovi/ Towns			
Krapinsko-zagorska županija County of Krapina-Zagorje	7	5	2	Gospić	1	-	1
Gradovi/ Towns				Novalja	1	-	1
Donja Stubica	1	-	1	Virovitičko-podravska županija County of Virovitica-Podravina	1	1	-
Pregrada	1	1	-	Općina/ Municipality			
Zabok	1	1	-	Čačinci	1	1	-
Općine/ Municipalities				Požeško-slavonska županija County of Požega-Slavonia	3	1	2
Bedekovčina	1	1	-	Grad/ Town			
Đurmanec	1	-	1	Požega	3	1	2
Marjia Bistrica	1	1	-	Brodsko-posavska županija County of SlavonSKI Brod-Posavina	14	6	8
Stubičke Toplice	1	1	-	Gradovi/ Towns			
Sisačko-moslavačka županija County of Sisak-Moslavina	7	3	4	Nova Gradiška	1	-	1
Gradovi/ Towns				Slavonski Brod	10	4	6
Kutina	2	2	-	Općina/ Municipality			
Petrinja	1	-	1	Oriovac	1	1	-
Sisak	3	1	2	Sikirevci	1	-	1
Općina/ Municipality				Vrbje	1	1	-
Popovača	1	-	1	Zadarska županija County of Zadar	21	9	12
Karlovačka županija County of Karlovac	5	3	2	Grad/ Town			
Gradovi/ Towns				Zadar	21	9	12
Karlovac	3	2	1	Osječko-baranjska županija County of Osijek-Baranja	59	32	27
Ogulin	2	1	1	Gradovi/ Towns			
Varaždinska županija County of Varaždin	10	7	3	Beli Manastir	1	-	1
Gradovi/ Towns				Osijek	50	26	24
Novi Marof	1	-	1	Valpovo	2	1	1
Varaždin	7	5	2	Općine/ Municipalities			
Općine/ Municipalities				Antunovac	1	1	-
Sveti Đurđ	1	1	-	Bilje	1	1	-
Tmovec Bartolovečki	1	1	-	Čepin	2	1	1
Koprivničko-križevačka županija County of Koprivnica-Križevci	11	6	5	Podgorač	2	2	-
Gradovi/ Towns							
Koprivnica	4	2	2				
Križevci	6	3	3				
Općina/ Municipality							
Virje	1	1	-				

**3.7. DOKTORI ZNANOSTI PREMA ŽUPANIJI, GRADU/OPĆINI STALNOG PREBIVALIŠTA I SPOLU U 2010.**  
**DOCTORS OF SCIENCE, BY COUNTY, TOWN/MUNICIPALITY OF USUAL RESIDENCE AND BY SEX, 2010**

(nastavak)  
(continued)

(nastavak)  
(continued)

	Ukupno Total				Ukupno Total		
	svega All	muškarci Men	žene Women		svega All	muškarci Men	žene Women
Šibensko-kninska županija County of Šibenik-Knin	7	3	4	Dubrovačko-neretvanska županija County of Dubrovnik-Neretva	10	1	9
Grad/ Town				Gradovi/ Towns			
Šibenik	6	3	3	Dubrovnik	8	1	7
Općina/ Municipality				Ploče	1	-	1
Promina	1	-	1	Općina/ Municipality			
Vukovarsko-srijemska županija County of Vukovar-Sirmium	4	2	2	Trpanj	1	-	1
Gradovi/ Towns				Medimurska županija County of Međimurje	8	4	4
Vinkovci	1	-	1	Grad/ Town			
Vukovar	1	-	1	Čakovec	4	1	3
Županja	2	2	-	Prelog	3	2	1
Splitško-dalmatinska županija County of Split-Dalmatia	86	48	38	Općina/ Municipality			
Gradovi/ Towns				Gornji Mihaljevec	1	1	-
Hvar	1	1	-	Grad Zagreb City of Zagreb	445	210	235
Imotski	1	1	-	S prebivalištem izvan Republike Hrvatske With residence outside of Republic of Croatia	25	12	13
Kaštela	2	-	2				
Sinj	1	1	-				
Solín	3	2	1				
Split	71	39	32				
Trogir	2	1	1				
Općine/ Municipalities							
Dugi Rat	1	1	-				
Klis	1	-	1				
Okrug	2	2	-				
Seget	1	-	1				
Istarska županija County of Istria	16	7	9				
Gradovi/ Towns							
Labin	2	1	1				
Novigrad – Cittanova	1	1	-				
Pazin	1	1	-				
Pula – Pola	8	3	5				
Općine/ Municipalities							
Fažana – Fasana	1	-	1				
Karojba	1	1	-				
Ližnjan – Lisignano	1	-	1				
Medulin	1	-	1				

#### 4. NASTAVNICI I SURADNICI ACADEMIC STAFF

##### 4.1. NASTAVNICI I SURADNICI U NASTAVI PREMA AKADEMSKOM NAZIVU I STUPNJU, SPOLU I VRSTI UGOVORA U AKADEMSKOJ GODINI 2010./2011. ACADEMIC STAFF, BY ACADEMIC TITLE AND DEGREE, BY SEX AND TYPE OF CONTRACT, 2010/2011 ACADEMIC YEAR

		Akademski naziv i stupanj Academic title and degree					
		doktori znanosti Doctors of science		magistri znanosti i magistri/specijalisti Masters of science and masters/specialists		bez akademskog naziva i stupnja Holding no academic title and degree	
		svega All	žene Women	svega All	žene Women	svega All	žene Women
Ukupno Total	svega All	7 766	2 947	2 247	1 122	6 306	3 487
	u FTE <sup>1)</sup> Full-time equivalent <sup>1)</sup>	5 754,1	2 225,4	1 590	810,8	4 349,3	2 387,4
Zaposleni na temelju ugovora o radu Working on employment contract basis	svega All	5 223	2 071	1 334	697	3 406	1 893
	u FTE <sup>1)</sup> Full-time equivalent <sup>1)</sup>	4 896,6	1 957,5	1 262,7	669,4	3 324,3	1 860,2
Angažirani na temelju ugovora o djelu Working on contractual agreement basis	svega All	2 543	876	913	425	2 900	1 594
	u FTE <sup>1)</sup> Full-time equivalent <sup>1)</sup>	857,5	267,9	327,3	141,4	1 025,0	527,2

1) S obzirom na to da nastavnici i suradnici u nastavi mogu predavati na dva i više visokih učilišta, broj prikazan ekvivalentom pune zaposlenosti/angažiranosti samo približno odgovara stvarnom broju fizičkih osoba. Podaci su dobiveni kao izračun nastavnika i suradnika u nastavi izražen jedinicom pune zaposlenosti/angažiranosti.

1) Since members of academic staff may teach at two and more higher education institutions, the number presented in full-time equivalent approximately corresponds to the actual number of natural persons. Data were obtained as a calculation of members of academic staff presented by a full-time unit.

##### 4.2. NASTAVNICI I SURADNICI U NASTAVI PREMA ZVANJU, VRSTI ZAPOSLENOSTI/ANGAŽIRANOSTI I SPOLU U AKADEMSKOJ GODINI 2010./2011. ACADEMIC STAFF, BY UNIVERSITY TITLES, TYPE OF EMPLOYMENT/ENGAGEMENT AND SEX, 2010/2011 ACADEMIC YEAR

	Ukupno Total			U ekvivalentu pune zaposlenosti/ angažiranosti FTE <sup>1)</sup> In full-time equivalent <sup>1)</sup>		Zaposleni na temelju ugovora o radu Teaching on employment contract basis				Angažirani na temelju ugovora o djelu Teaching on contractual agreement basis			
						ukupno Total		u ekvivalentu pune zaposlenosti FTE <sup>1)</sup> In full-time equivalent <sup>1)</sup>		ukupno Total		u ekvivalentu pune angažiranosti FTE <sup>1)</sup> In full-time equivalent <sup>1)</sup>	
	svega All	muškarci Men	žene Women	svega All	žene Women	svega All	žene Women	svega All	žene Women	svega All	žene Women	svega All	žene Women
Ukupno Total	16 319	8 763	7 556	11 693,4	5 423,6	9 963	4 661	9 483,6	4 487,1	6 356	2 895	2 209,8	936,5
Redoviti profesori Full professors	2 527	1 861	666	1 902,1	520,8	1 695	481	1 622,2	464,7	832	185	279,9	56,1
Izvanredni profesori Associate professors	1 779	1 059	720	1 324,8	537,0	1 233	512	1 136,2	475,2	546	208	188,6	61,8
Docenti Assistant professors	2 282	1 247	1 035	1 765,2	818,4	1 636	768	1 540,5	726,7	646	267	224,7	91,7
Profesori visoke škole College professors	301	227	74	185,6	46,5	169	43	132,1	35,3	132	31	53,5	11,2
Viši predavači Senior lecturers	973	499	474	722,3	360,0	592	311	566,1	303,2	381	163	156,2	56,8
Predavači Lecturers	1 549	823	726	892,0	423,7	571	295	524,6	275,1	978	431	367,4	148,6
Viši lektori Senior language instructors	68	10	58	67,3	57,3	67	57	67,0	57,0	1	1	0,3	0,3
Lektori Language instructors	59	10	49	54,4	44,4	53	43	53,0	43,0	6	6	1,4	1,4
Viši umjetnički suradnici Senior artistic associates	10	4	6	9,5	6,0	9	6	9,0	6,0	1	-	0,5	-
Umjetnički suradnici Artistic associates	34	19	15	21,0	9,8	13	8	11,2	6,2	21	7	9,8	3,6

1) S obzirom na to da nastavnici i suradnici u nastavi mogu predavati na dva i više visokih učilišta, broj prikazan ekvivalentom pune zaposlenosti/angažiranosti samo približno odgovara stvarnom broju fizičkih osoba. Podaci su dobiveni kao izračun nastavnika i suradnika u nastavi izražen jedinicom pune zaposlenosti/angažiranosti.

1) Since members of academic staff may teach at two and more higher education institutions, the number presented in full-time equivalent approximately corresponds to the actual number of natural persons. Data were obtained as a calculation of members of academic staff presented by a full-time unit.

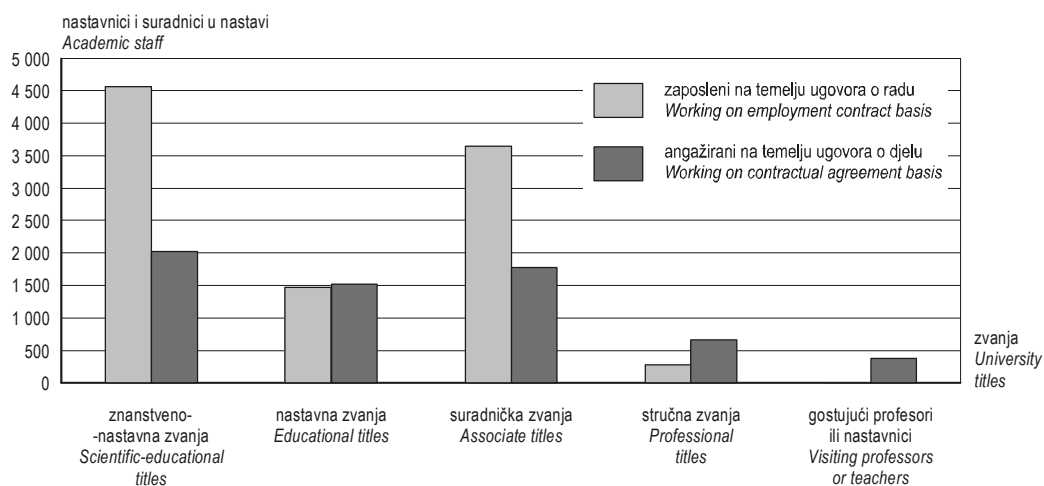
**4.2. NASTAVNICI I SURADNICI U NASTAVI PREMA ZVANJU, VRSTI ZAPOSLENOSTI/ANGAŽIRANOSTI I SPOLU U AKADEMSKOJ GODINI 2010./2011.**  
**ACADEMIC STAFF, BY UNIVERSITY TITLES, TYPE OF EMPLOYMENT/ENGAGEMENT AND SEX, 2010/2011 ACADEMIC YEAR**

(nastavak)  
 (continued)

	Ukupno Total			U ekvivalentu pune zaposlenosti/ angažiranosti FTE <sup>1)</sup> In full-time equivalent <sup>1)</sup>		Zaposleni na temelju ugovora o radu Teaching on employment contract basis				Angažirani na temelju ugovora o djelu Teaching on contractual agreement basis			
						ukupno Total		u ekvivalentu pune zaposlenosti FTE <sup>1)</sup> In full-time equivalent <sup>1)</sup>		ukupno Total		u ekvivalentu pune angažiranosti FTE <sup>1)</sup> In full-time equivalent <sup>1)</sup>	
	svoga All	muškarci Men	žene Women	svoga All	žene Women	svoga All	žene Women	svoga All	žene Women	svoga All	žene Women	svoga All	žene Women
Viši asistenti Senior assistants	803	445	358	676,4	296,2	632	278	615,4	269,1	171	80	61,0	27,1
Asistenti Assistants	4 612	1 986	2 626	3 522,4	1 991,6	3 011	1 709	2 933,0	1 676,4	1 601	917	589,4	315,2
Viši stručni suradnici Senior professional associates	81	33	48	26,1	15,0	14	6	12,2	6,0	67	42	13,9	9,0
Stručni suradnici Professional associates	823	373	450	413,9	221,6	241	124	234,9	123,2	582	326	179,0	98,4
Stručni savjetnici Professional advisers	39	14	25	27,6	20,0	24	18	23,2	18,0	15	7	4,4	2,0
Gostujući profesori ili nastavnici Visiting professors or teachers	379	153	226	82,8	55,3	3	2	3,0	2,0	376	224	79,8	53,3

**G-8. NASTAVNICI I SURADNICI U NASTAVI PREMA ZVANJU, ZAPOSLENI NA TEMELJU UGOVORA O RADU  
 I ANGAŽIRANI NA TEMELJU UGOVORA O DJELU U AKADEMSKOJ GODINI 2010./2011.**

ACADEMIC STAFF, BY UNIVERSITY TITLES, WORKING ON EMPLOYMENT CONTRACT AND  
 CONTRACTUAL AGREEMENT BASES, 2010/2011 ACADEMIC YEAR



**4.3. NASTAVNICI I SURADNICI U NASTAVI ZAPOSLENI NA TEMELJU UGOVORA O RADU PREMA VRSTI RADNOG VREMENA I SPOLU  
TE PREMA SVEUČILIŠTIMA I VRSTAMA VISOKIH UČILIŠTA U AKADEMSKOJ GODINI 2010./2011.  
ACADEMIC STAFF WORKING ON EMPLOYMENT CONTRACT, BY TYPE OF WORKING HOURS AND SEX AND BY UNIVERSITIES  
AND INSTITUTIONS OF HIGHER EDUCATION, 2010/2011 ACADEMIC YEAR**

	Zaposleni na temelju ugovora o radu <i>Employed on basis of employment contract</i>										
	ukupno <i>Total</i>				s punim radnim vremenom <i>Full-time</i>		s kraćim od punoga radnog vremena <i>Part-time</i>				
	ukupno <i>Total</i>		u ekvivalentu pune angažiranosti FTE <sup>1)</sup> <i>In full-time equivalent<sup>1)</sup></i>				ukupno <i>Total</i>		u ekvivalentu pune angažiranosti FTE <sup>1)</sup> <i>In full-time equivalent<sup>1)</sup></i>		
	svega <i>All</i>	žene <i>Women</i>	svega <i>All</i>	žene <i>Women</i>	svega <i>All</i>	žene <i>Women</i>	svega <i>All</i>	žene <i>Women</i>	svega <i>All</i>	žene <i>Women</i>	
Visoka učilišta – ukupno	9 963	4 661	9 483,6	4 487,1	9 179	4 371	784	290	304,6	116,1	<i>Institutions of higher education – total</i>
U sastavu Sveučilišta	9 043	4 258	8 694,4	4 122,3	8 453	4 026	590	232	241,4	96,3	<i>Universities</i>
Fakulteti	7 675	3 578	7 342,0	3 449,7	7 114	3 360	561	218	228,0	89,7	<i>Faculties</i>
Umjetničke akademije	429	138	427,5	137,5	426	137	3	1	1,5	0,5	<i>Art academies</i>
Odjeli	939	542	924,9	535,1	913	529	26	13	11,9	6,1	<i>Departments</i>
Sveučilište u Dubrovniku	155	80	151,0	78,8	148	78	7	2	3,0	0,8	<i>University of Dubrovnik</i>
Odjeli	155	80	151,0	78,8	148	78	7	2	3,0	0,8	<i>Departments</i>
Sveučilište u Osijeku	1 052	499	957,7	463,9	903	443	149	56	54,7	20,9	<i>University of Osijek</i>
Fakulteti	915	428	823,4	395,6	771	377	144	51	52,4	18,6	<i>Faculties</i>
Umjetničke akademije	45	20	44,5	19,5	44	19	1	1	0,5	0,5	<i>Art academies</i>
Odjeli	92	51	89,8	48,8	88	47	4	4	1,8	1,8	<i>Departments</i>
Sveučilište u Puli	161	93	161,0	93,0	161	93	-	-	-	-	<i>University of Pula</i>
Odjeli	161	93	161,0	93,0	161	93	-	-	-	-	<i>Departments</i>
Sveučilište u Rijeci	1 205	638	1 105,3	595,8	1 006	554	199	84	99,3	41,8	<i>University of Rijeka</i>
Fakulteti	1 083	575	984,3	533,3	886	492	197	83	98,3	41,3	<i>Faculties</i>
Umjetničke akademije	36	10	36,0	10,0	36	10	-	-	-	-	<i>Art academies</i>
Odjeli	86	53	85,0	52,5	84	52	2	1	1,0	0,5	<i>Departments</i>
Sveučilište u Splitu	1 111	486	1 036,0	462,2	1 001	451	110	35	35,0	11,2	<i>University of Split</i>
Fakulteti	936	405	862,0	381,7	828	371	108	34	34,0	10,7	<i>Faculties</i>
Umjetničke akademije	88	33	87,5	33,0	87	33	1	-	0,5	-	<i>Art academies</i>
Odjeli	87	48	86,5	47,5	86	47	1	1	0,5	0,5	<i>Departments</i>
Sveučilište u Zadru	358	217	351,6	214,5	346	212	12	5	5,6	2,5	<i>University of Zadar</i>
Odjeli	358	217	351,6	214,5	346	212	12	5	5,6	2,5	<i>Departments</i>
Sveučilište u Zagrebu	5 001	2 245	4 931,8	2 214,1	4 888	2 195	113	50	43,8	19,1	<i>University of Zagreb</i>
Fakulteti	4 741	2 170	4 672,3	2 139,1	4 629	2 120	112	50	43,3	19,1	<i>Faculties</i>
Umjetničke akademije	260	75	259,5	75,0	259	75	1	-	0,5	-	<i>Art academies</i>
Sveučilišta	7	5	7,0	5,0	7	5	-	-	-	-	<i>Universities</i>
Veleučilišta	550	250	477,6	224,5	451	216	99	34	26,6	8,5	<i>Polytechnics</i>
Visoke škole	344	144	298,9	134,6	265	124	79	20	33,9	10,6	<i>Schools of professional higher education</i>
Fakultet	19	4	5,7	0,7	3	-	16	4	2,7	0,7	<i>Faculty</i>

1) S obzirom na to da nastavnici i suradnici u nastavi mogu predavati na dva i više visokih učilišta, broj prikazan ekvivalentom pune zaposlenosti/angažiranosti samo približno odgovara stvarnom broju fizičkih osoba. Podaci su dobiveni kao izračun nastavnika i suradnika u nastavi izražen jedinicom pune zaposlenosti/angažiranosti.

1) Since members of academic staff may teach at two and more higher education institutions, the number presented in full-time equivalent approximately corresponds to the actual number of natural persons. Data were obtained as a calculation of members of academic staff presented by a full-time unit.

**4.4. NASTAVNICI I SURADNICI U NASTAVI ANGAŽIRANI NA TEMELJU UGOVORA O DJELU PREMA VRSTI ANGAŽIRANOSTI I SPOLU  
TE PREMA SVEUČILIŠTIMA I VRSTAMA VISOKIH UČILIŠTA U AKADEMSKOJ GODINI 2010./2011.  
ACADEMIC STAFF WORKING ON CONTRACTUAL AGREEMENT BASIS, BY TYPE OF ENGAGEMENT AND SEX  
AND BY UNIVERSITIES AND TYPES OF INSTITUTIONS OF HIGHER EDUCATIONS, 2010/2011 ACADEMIC YEAR**

	Ugovorno angažirani <i>Engaged on contractual agreement</i>										
	ukupno <i>Total</i>				na puno radno vrijeme <i>Full-time</i>		na kraće od punoga radnog vremena <i>Part-time</i>				
	ukupno <i>Total</i>		u ekvivalentu pune angažiranosti FTE <sup>1)</sup> <i>In full-time equivalent<sup>1)</sup></i>				ukupno <i>Total</i>		u ekvivalentu pune angažiranosti FTE <sup>1)</sup> <i>In full-time equivalent<sup>1)</sup></i>		
	svega <i>All</i>	žene <i>Women</i>	svega <i>All</i>	žene <i>Women</i>	svega <i>All</i>	žene <i>Women</i>	svega <i>All</i>	žene <i>Women</i>	svega <i>All</i>	žene <i>Women</i>	
Visoka učilišta – ukupno	6 356	2 895	2 209,8	936,5	290	109	6 066	2 786	1 919,8	827,5	<i>Institutions of higher education – total</i>
U sastavu Sveučilišta	4 085	1 968	1 392,3	663,5	127	55	3 958	1 913	1 265,3	608,5	<i>Universities</i>
Fakulteti	3 153	1 540	1 050,4	502,4	82	32	3 071	1 508	968,4	470,4	<i>Faculties</i>
Umjetničke akademije	309	141	133,1	60,0	38	17	271	124	95,1	43,0	<i>Art academies</i>
Odjeli	623	287	208,8	101,1	7	6	616	281	201,8	95,1	<i>Departments</i>
Sveučilište u Dubrovniku	91	32	14,7	5,4	-	-	91	32	14,7	5,4	<i>University of Dubrovnik</i>
Odjeli	91	32	14,7	5,4	-	-	91	32	14,7	5,4	<i>Departments</i>
Sveučilište u Osijeku	435	205	153,0	74,5	15	9	420	196	138,0	65,5	<i>University of Osijek</i>
Fakulteti	301	134	102,3	46,0	8	3	293	131	94,3	43,0	<i>Faculties</i>
Umjetničke akademije	46	21	15,1	6,8	-	-	46	21	15,1	6,8	<i>Art academies</i>
Odjeli	88	50	35,6	21,7	7	6	81	44	28,6	15,7	<i>Departments</i>
Sveučilište u Puli	100	51	40,0	20,4	-	-	100	51	40,0	20,4	<i>University of Pula</i>
Odjeli	100	51	40,0	20,4	-	-	100	51	40,0	20,4	<i>Departments</i>
Sveučilište u Rijeci	576	318	241,1	136,5	28	16	548	302	213,1	120,5	<i>University of Rijeka</i>
Fakulteti	494	270	207,4	118,9	14	10	480	260	193,4	108,9	<i>Faculties</i>
Umjetničke akademije	35	19	22,1	10,5	14	6	21	13	8,1	4,5	<i>Art academies</i>
Odjeli	47	29	11,6	7,1	-	-	47	29	11,6	7,1	<i>Departments</i>
Sveučilište u Splitu	1 286	664	395,5	209,6	13	6	1 273	658	382,5	203,6	<i>University of Split</i>
Fakulteti	894	493	269,6	153,1	13	6	881	487	256,6	147,1	<i>Faculties</i>
Umjetničke akademije	95	46	19,0	10,0	-	-	95	46	19,0	10,0	<i>Art academies</i>
Odjeli	297	125	106,9	46,5	-	-	297	125	106,9	46,5	<i>Departments</i>
Sveučilište u Zagrebu	1 597	698	548,0	217,1	71	24	1 526	674	477	193,1	<i>University of Zagreb</i>
Fakulteti	1 464	643	471,1	184,4	47	13	1 417	630	424,1	171,4	<i>Faculties</i>
Umjetničke akademije	133	55	76,9	32,7	24	11	109	44	52,9	21,7	<i>Art academies</i>
Sveučilišta	18	6	9,4	3,6	-	-	18	6	9,4	3,6	<i>Universities</i>
Veleučilišta	1 483	686	521,2	183,4	66	21	1 417	665	455,2	162,4	<i>Polytechnics</i>
Visoke škole	751	231	273,5	84,3	86	32	665	199	187,5	52,3	<i>Schools of professional higher education</i>
Fakultet	1	1	0,5	0,5	-	-	1	1	0,5	0,5	<i>Faculty</i>
Institut	18	3	12,9	1,2	11	1	7	2	1,9	0,2	<i>Institute</i>

1) S obzirom na to da nastavnici i suradnici u nastavi mogu predavati na dva i više visokih učilišta, broj prikazan ekvivalentom pune zaposlenosti/angažiranosti samo približno odgovara stvarnom broju fizičkih osoba. Podaci su dobiveni kao izračun nastavnika i suradnika u nastavi izražen jedinicom pune zaposlenosti/angažiranosti.

1) Since members of academic staff may teach at two and more higher education institutions, the number presented in full-time equivalent approximately corresponds to the actual number of natural persons. Data were obtained as a calculation of members of academic staff presented by a full-time unit.

**4.5. NASTAVNICI I SURADNICI U NASTAVI PREMA ZVANJU, AKADEMSKOM NAZIVU I STUPNJU, VRSTI RADNOG VREMENA I SPOLU U AKADEMSKOJ GODINI 2010./2011.**  
**ACADEMIC STAFF, BY UNIVERSITY TITLES, ACADEMIC DEGREE/TITLE, TYPE OF WORKING HOURS AND SEX, 2010/2011 ACADEMIC YEAR**

	Ukupno <i>Total</i>	Akademski naziv i stupanj <i>Academic degree</i>			Vrsta radnog vremena <i>Working time</i>		Ekvivalent pune zaposlenosti/ angažiranosti FTE <sup>1)</sup> <i>Full-time equivalent<sup>1)</sup></i>
		doktori znanosti <i>Doctors of science</i>	magistri znanosti i magistri/specijalisti <i>Masters of science and masters/specialists</i>	bez akademskog stupnja/naziva <i>Without academic degree/title</i>	s punim radnim vremenom <i>Full-time</i>	s kraćim od punoga radnog vremena <i>Part-time</i>	
Ukupno <i>Total</i>	16 319	7 766	2 247	6 306	9 469	6 850	11 693,4
muškarci/ <i>Men</i>	8 763	4 819	1 125	2 819	4 989	3 774	6 269,8
žene/ <i>Women</i>	7 556	2 947	1 122	3 487	4 480	3 076	5 423,6
Redoviti profesori <i>Full professors</i>	2 527	2 398	20	109	1 604	923	1 902,1
muškarci/ <i>Men</i>	1 861	1 756	15	90	1 148	713	1 381,3
žene/ <i>Women</i>	666	642	5	19	456	210	520,8
Izvanredni profesori <i>Associate professors</i>	1 779	1 667	21	91	1 102	677	1 324,8
muškarci/ <i>Men</i>	1 059	981	11	67	640	419	787,8
žene/ <i>Women</i>	720	686	10	24	462	258	537,0
Docenti <i>Assistant professors</i>	2 282	2 074	40	168	1 502	780	1 765,2
muškarci/ <i>Men</i>	1 247	1 112	21	114	792	455	946,8
žene/ <i>Women</i>	1 035	962	19	54	710	325	818,4
Profesori visoke škole <i>College professors</i>	301	262	31	8	133	168	185,6
muškarci/ <i>Men</i>	227	197	22	8	95	132	139,1
žene/ <i>Women</i>	74	65	9	-	38	36	46,5
Viši predavači <i>Senior lecturers</i>	973	172	499	302	574	399	722,3
muškarci/ <i>Men</i>	499	96	269	134	270	229	362,3
žene/ <i>Women</i>	474	76	230	168	304	170	360,0
Predavači <i>Lecturers</i>	1 549	107	458	984	555	994	892,0
muškarci/ <i>Men</i>	823	68	289	466	275	548	468,3
žene/ <i>Women</i>	726	39	169	518	280	446	423,7
Viši lektori <i>Senior language instructors</i>	68	9	19	40	67	1	67,3
muškarci/ <i>Men</i>	10	1	2	7	10	-	10,0
žene/ <i>Women</i>	58	8	17	33	57	1	57,3
Lektori <i>Language instructors</i>	59	1	13	45	53	6	54,4
muškarci/ <i>Men</i>	10	1	1	8	10	-	10,0
žene/ <i>Women</i>	49	-	12	37	43	6	44,4
Viši umjetnički suradnici <i>Senior artistic associates</i>	10	-	4	6	9	1	9,5
muškarci/ <i>Men</i>	4	-	1	3	3	1	3,5
žene/ <i>Women</i>	6	-	3	3	6	-	6,0
Umjetnički suradnici <i>Artistic associates</i>	34	1	3	30	13	21	21,0
muškarci/ <i>Men</i>	19	1	2	16	6	13	11,2
žene/ <i>Women</i>	15	-	1	14	7	8	9,8
Viši asistenti <i>Senior assistants</i>	803	762	11	30	615	188	676,4
muškarci/ <i>Men</i>	445	425	3	17	348	97	380,2
žene/ <i>Women</i>	358	337	8	13	267	91	296,2
Asistenti <i>Assistants</i>	4 612	173	925	3 514	2 954	1 658	3 522,4
muškarci/ <i>Men</i>	1 986	104	401	1 481	1 261	725	1 530,8
žene/ <i>Women</i>	2 626	69	524	2 033	1 693	933	1 991,6
Viši stručni suradnici <i>Senior professional associates</i>	81	2	8	71	12	69	26,1
muškarci/ <i>Men</i>	33	-	5	28	6	27	11,1
žene/ <i>Women</i>	48	2	3	43	6	42	15,0
Stručni suradnici <i>Professional associates</i>	823	41	151	631	249	574	413,9
muškarci/ <i>Men</i>	373	19	58	296	118	255	192,3
žene/ <i>Women</i>	450	22	93	335	131	319	221,6
Stručni savjetnici <i>Professional advisers</i>	39	14	7	18	23	16	27,6
muškarci/ <i>Men</i>	14	5	2	7	5	9	7,6
žene/ <i>Women</i>	25	9	5	11	18	7	20,0
Gostujući profesori ili nastavnici <i>Visiting professors or teachers</i>	379	83	37	259	4	375	82,8
muškarci/ <i>Men</i>	153	53	23	77	2	151	27,5
žene/ <i>Women</i>	226	30	14	182	2	224	55,3

1) S obzirom na to da nastavnici i suradnici u nastavi mogu predavati na dva i više visokih učilišta, broj prikazan ekvivalentom pune zaposlenosti/angažiranosti samo približno odgovara stvarnom broju fizičkih osoba. Podaci su dobiveni kao izračun nastavnika i suradnika u nastavi izražen jedinicom pune zaposlenosti/angažiranosti.

1) Since members of academic staff may teach at two and more higher education institutions, the number presented in full-time equivalent approximately corresponds to the actual number of natural persons. Data were obtained as a calculation of members of academic staff presented by a full-time unit.

**4.6. NASTAVNICI I SURADNICI U NASTAVI PREMA SKUPINAMA, NAZIVU I MJESTU VISOKOG UČILIŠTA, ZVANJU I AKADEMSKOM NAZIVU I STUPNJU U AKADEMSKOJ GODINI 2010./2011.**

ACADEMIC STAFF, BY GROUPS, NAME AND LOCATION OF INSTITUTIONS OF HIGHER EDUCATION, BY UNIVERSITY TITLES AND ACADEMIC DEGREE/TITLE, 2010/2011 ACADEMIC YEAR

	Nastavnici i suradnici u nastavi <sup>1)</sup> Academic staff <sup>1)</sup>			Zvanja University titles								
	ukupno Total	od toga Out of that		redoviti profesori Full professors	izvanredni profesori Associate professors	docenti Assistant professors	profesori visoke škole College professors	predavači Lecturers	lektori Language instructors	umjetnički suradnici Artistic associates	asistenti Assistants	stručni suradnici/ savjetnici/ gostujući profesori ili nastavnici Professional associates/ advisers/ visiting professors or teachers
		doktori znanosti Doctors of science	magistri znanosti i magistri/ specijalisti Masters of science and masters/ specialists									
Visoka učilišta – ukupno Institutions of higher education – total	16 319	7 766	2 247	2 527	1 779	2 282	301	2 522	127	44	5 415	1 322
Veleučilišta Polytechnics	2 033	607	333	173	95	94	161	778	-	-	640	92
Veleučilište u Čakovcu Polytechnic in Čakovec	25	2	5	-	-	-	1	24	-	-	-	-
Veleučilište u Gospiću i odjel Polytechnic in Gospić and department	58	27	17	9	3	5	5	21	-	-	14	1
Veleučilište u Karlovcu Polytechnic in Karlovac	190	50	33	21	7	2	17	70	-	-	45	28
Veleučilište u Kninu Polytechnic in Knin	74	34	10	13	7	8	4	26	-	-	10	6
Veleučilište u Požezi Polytechnic in Požega	41	6	17	-	-	1	1	36	-	-	3	-
Veleučilište u Rijeci Polytechnic in Rijeka	132	38	38	5	3	5	18	66	-	-	35	-
Veleučilište u Slavonskom Brodu Polytechnic in Slavonski Brod	122	61	21	29	16	11	-	32	-	-	33	1
Veleučilište u Šibeniku i odjel Polytechnic in Šibenik and department	67	20	18	8	4	5	2	25	-	-	23	-
Veleučilište u Varaždinu Polytechnic in Varaždin	123	34	25	9	4	9	6	47	-	-	47	1
Veleučilište u Velikoj Gorici Polytechnic in Velika Gorica	86	43	25	10	6	3	17	45	-	-	1	4
Veleučilište u Vukovaru i odjel Polytechnic in Vukovar and department	161	56	27	14	17	14	4	41	-	-	56	15
Društveno veleučilište u Zagrebu Social Polytechnic in Zagreb	4	-	2	-	-	-	-	3	-	-	1	-
Tehničko veleučilište u Zagrebu Technical Polytechnic in Zagreb	160	51	30	10	7	5	26	69	-	-	37	6
Zdravstveno veleučilište u Zagrebu School of Medical Studies in Zagreb	664	163	32	27	21	24	59	174	-	-	329	30
Veleučilište Vern, Zagreb Polytechnic Vern, Zagreb	126	22	33	18	-	2	1	99	-	-	6	-
Visoke škole Schools of professional higher education	1 095	395	338	91	40	51	94	581	1	-	105	132
Visoka tehnička škola u Bjelovaru Polytechnic School in Bjelovar	41	24	4	4	2	11	1	21	-	-	2	-
Visoka tehnička škola, Pula Polytechnic of Pula	51	19	10	6	2	4	4	23	-	-	-	12
Visoka politehnička škola, Zagreb College of Polytechnic, Zagreb	27	7	6	2	3	-	1	9	-	-	11	1
Visoka škola za sigurnost, Zagreb School of Professional Higher Education in Safety, Zagreb	32	11	10	1	1	-	12	18	-	-	-	-
Visoko gospodarsko učilište, Križevci School of Professional Higher Education in Agriculture, Križevci	39	13	16	1	-	-	8	23	-	-	4	3
Visoka škola za odnose s javnošću i studij medija Kairos, Zagreb School of Public Relation and Media Study Kairos, Zagreb	20	5	6	1	3	-	-	15	-	-	1	-

1) Ukupan broj nastavnika i suradnika u nastavi nije broj fizičkih osoba jer neki nastavnici i suradnici rade na više visokih učilišta.

1) The total number of academic staff is not the number of natural persons since members of academic staff may teach at two or more higher education institutions.

**4.6. NASTAVNICI I SURADNICI U NASTAVI PREMA SKUPINAMA, NAZIVU I MJESTU VISOKOG UČILIŠTA, ZVANJU I AKADEMSKOM NAZIVU I STUPNJU U AKADEMSKOJ GODINI 2010./2011.**

ACADEMIC STAFF, BY GROUPS, NAME AND LOCATION OF INSTITUTIONS OF HIGHER EDUCATION, BY UNIVERSITY TITLES AND ACADEMIC DEGREE/TITLE, 2010/2011 ACADEMIC YEAR

(nastavak)  
(continued)

	Nastavnici i suradnici u nastavi <sup>1)</sup> Academic staff <sup>1)</sup>			Zvanja University titles								
	ukupno Total	od toga Out of that		redoviti profesori Full professors	izvanredni profesori Associate professors	docenti Assistant professors	profesori visoke škole College professors	predavači Lecturers	lektori Language instructors	umjetnički suradnici Artistic associates	asistenti Assistants	stručni suradnici/savjetnici/gostujući profesori ili nastavnici Professional associates/advisers/visiting professors or teachers
		doktori znanosti Doctors of science	magistri znanosti i magistri/specijalisti Masters of science and masters/specialists									
Visoka novinarska škola, Zagreb <i>School of Professional Education for Journalism, Zagreb</i>	14	6	-	1	-	2	1	9	-	-	1	-
Američka visoka škola za management i tehnologiju, Dubrovnik <i>American College of Management and Technology, Dubrovnik</i>	18	5	7	-	-	-	1	3	-	-	-	14
Visoka poslovna škola, Višnjičan <i>Business School, Višnjičan</i>	15	4	6	1	-	-	2	12	-	-	-	-
Zagrebačka škola za menadžment, Zagreb <i>Zagreb School of Management, Zagreb</i>	42	19	12	-	6	2	3	28	-	-	-	3
Visoka škola za poslovanje i upravljanje, Zaprješić <i>School of Professional Higher Education for Business and Management, Zaprješić</i>	99	51	26	18	6	5	12	55	-	-	2	1
Zagrebačka škola ekonomije i managementa, Zagreb <i>Zagreb School of Economics and Management, Zagreb</i>	83	38	27	-	-	-	9	58	-	-	5	11
Visoka škola za menadžment u turizmu i informatici, Virovitica <i>School of Professional Higher Education for Management in Tourism and Informatics, Virovitica</i>	27	3	12	2	-	1	-	17	-	-	7	-
Visoka škola Hrvatsko zagorje, Krapina <i>School of Professional Higher Education Hrvatsko Zagorje, Krapina</i>	59	27	13	15	3	4	4	33	-	-	-	-
Visoka škola tržišnih komunikacija Agora, Zagreb <i>College of Market Communications Agora, Zagreb</i>	41	13	8	1	1	4	3	23	-	-	1	8
Visoka poslovna škola Minerva, Dugopolje <i>Business School Minerva, Dugopolje</i>	26	8	5	2	2	1	1	11	-	-	9	-
Visoka poslovna škola Libertas, Zagreb <i>Libertas Business College, Zagreb</i>	49	19	13	7	1	2	6	27	-	-	6	-
Visoka škola za ekonomiju, poduzetništvo i upravljanje Zrinski, Zagreb <i>School of Economy, Entrepreneurship and Management Zrinski, Zagreb</i>	30	11	10	4	-	1	5	16	-	-	3	1
Visoka poslovna škola Utilus, Zagreb <i>Business School for Tourism and Hotel Management Utilus, Zagreb</i>	26	10	10	6	-	1	-	19	-	-	-	-
Visoka škola za primijenjeno računalstvo, Zagreb <i>University College for Applied Computer Engineering, Zagreb</i>	51	8	36	1	-	2	4	25	-	-	19	-
RRiF Visoka škola za financijski menadžment, Zagreb <i>RRiF School of professional Higher Education for Financial Management, Zagreb</i>	36	8	16	1	1	1	5	19	-	-	-	9
Međunarodna diplomatska škola za poslovno upravljanje, Zagreb <i>International Graduate Business School, Zagreb</i>	20	14	5	-	-	-	-	-	-	-	-	20
Visoka škola za informacijske tehnologije, Zagreb <i>School of Professional Higher Education for Information Technologies, Zagreb</i>	53	2	7	-	-	-	-	31	-	-	11	11
Visoka poslovna škola, Zagreb <i>Business School, Zagreb</i>	24	10	11	-	2	2	1	16	-	-	2	1
Visoka škola za menadžment i dizajn Aspira, Split <i>College of Management and Design Aspira, Split</i>	26	10	-	3	1	4	1	5	-	-	12	-

**4.6. NASTAVNICI I SURADNICI U NASTAVI PREMA SKUPINAMA, NAZIVU I MJESTU VISOKOG UČILIŠTA, ZVANJU I AKADEMSKOM NAZIVU I STUPNJU U AKADEMSKOJ GODINI 2010./2011.**

ACADEMIC STAFF, BY GROUPS, NAME AND LOCATION OF INSTITUTIONS OF HIGHER EDUCATION, BY UNIVERSITY TITLES AND ACADEMIC DEGREE/TITLE, 2010/2011 ACADEMIC YEAR

(nastavak)  
(continued)

	Nastavnici i suradnici u nastavi <sup>1)</sup> Academic staff <sup>1)</sup>			Zvanja University titles								
	ukupno Total	od toga Out of that		redoviti profesori Full professors	izvanredni profesori Associate professors	docenti Assistant professors	profesori visoke škole College professors	predavači Lecturers	lektori Language instructors	umjetnički suradnici Artistic associates	asistenti Assistants	stručni suradnici/ savjetnici/ gostujući profesori ili nastavnici Professional associates/ advisers/ visiting professors or teachers
		doktori znanosti Doctors of science	magistri znanosti i magistri/specijalisti Masters of science and masters/specialists									
Visoka policijska škola, Zagreb <i>Police Academy, Zagreb</i>	30	6	18	-	-	1	5	24	-	-	-	-
Visoko evanđeosko teološko učilište, Osijek <i>Evangelical Theological Seminary, Osijek</i>	36	12	16	7	3	2	-	7	-	-	9	8
Visoka škola međunarodnih odnosa i diplomacije, Zagreb <i>University Collage of International Relations and Diplomacy, Zagreb</i>	37	15	8	6	2	1	1	26	1	-	-	-
Visoko učilište za financije i pravo Effectus, Zagreb <i>Effectus, School of Profesional Higher Education in Finances and Law, Zagreb</i>	15	6	6	1	1	-	4	8	-	-	-	1
Teološki fakultet, Zagreb – evangelički <i>Faculty of Theology – Evangelic</i>	28	11	14	-	-	-	-	-	-	-	-	28
Institut <i>Institute</i>	18	14	4	4	2	5	-	3	-	1	3	-
Filozofsko-teološki institut Družbe Isusove, Zagreb <i>Institute of Philosophy of the Society of Jesus, Zagreb</i>	18	14	4	4	2	5	-	3	-	1	3	-
Sveučilišta – odjeli <i>Universities – departments</i>	1 562	780	254	234	170	231	10	254	27	-	580	56
Sveučilišni studijski centar za stručne studije, Split <i>University Department for Professional Studies, Split</i>	160	24	43	6	3	6	3	97	-	-	41	4
Sveučilišni odjeli Sveučilišta u Dubrovniku <i>University Departments of University of Dubrovnik</i>	246	123	47	49	18	40	2	35	-	-	71	31
Sveučilišni odjeli Sveučilišta u Zadru <i>University Departments of University of Zadar</i>	358	160	53	35	30	53	2	46	24	-	168	-
Sveučilišni studijski centar za studije mora, Split <i>University Department for Maritime Studies, Split</i>	81	57	11	17	11	22	-	3	-	-	28	-
Studijski centar za forenzične znanosti, Split <i>University Study Center of Forensic Sciences, Split</i>	46	39	2	21	6	4	-	-	-	-	12	3
Međusveučilišni studij mediteranske poljoprivrede, Split <i>Interuniversity Study of Mediterranean Agriculture, Split</i>	97	77	10	24	21	21	-	3	-	-	23	5
Odjel za biologiju Sveučilišta u Osijeku <i>Biology Department of University of Osijek</i>	59	34	5	6	10	13	-	2	-	-	23	5
Odjel za fiziku Sveučilišta u Osijeku <i>Physics Department of University of Osijek</i>	37	23	2	5	6	9	-	4	-	-	13	-
Odjel za kemiju Sveučilišta u Osijeku <i>Chemistry Department of University of Osijek</i>	40	21	5	3	5	9	-	4	-	-	18	1
Odjel za matematiku Sveučilišta u Osijeku <i>Department for Mathematics, University of Osijek</i>	44	28	1	9	9	8	-	3	-	-	15	-
Odjel za biotehnologiju Sveučilišta u Rijeci <i>Department of Biotechnology, University of Rijeka</i>	61	43	18	17	9	8	-	2	-	-	22	3

**4.6. NASTAVNICI I SURADNICI U NASTAVI PREMA SKUPINAMA, NAZIVU I MJESTU VISOKOG UČILIŠTA, ZVANJU I AKADEMSKOM NAZIVU I STUPNJU U AKADEMSKOJ GODINI 2010./2011.**

ACADEMIC STAFF, BY GROUPS, NAME AND LOCATION OF INSTITUTIONS OF HIGHER EDUCATION, BY UNIVERSITY TITLES AND ACADEMIC DEGREE/TITLE, 2010/2011 ACADEMIC YEAR

(nastavak)  
(continued)

	Nastavnici i suradnici u nastavi <sup>1)</sup> Academic staff <sup>2)</sup>			Zvanja University titles								
	ukupno Total	od toga Out of that		redoviti profesori Full professors	izvanredni profesori Associate professors	docenti Assistant professors	profesori visoke škole College professors	predavači Lecturers	lektori Language instructors	umjetnički suradnici Artistic associates	asistenti Assistants	stručni suradnici/savjetnici/gostujući profesori ili nastavnici Professional associates/advisers/visiting professors or teachers
		doktori znanosti Doctors of science	magistri znanosti i magistri/specijalisti Masters of science and masters/specialists									
Odjel za informatiku Sveučilišta u Rijeci <i>Informatics Department of the University of Rijeka</i>	24	11	3	5	2	3	-	-	-	-	11	3
Odjel za fiziku Sveučilišta u Rijeci <i>Physics Department of the University of Rijeka</i>	22	9	4	4	4	1	-	2	-	-	10	1
Odjel za matematiku Sveučilišta u Rijeci <i>Mathematics Department of the University of Rijeka</i>	26	8	2	1	1	3	-	1	-	-	20	-
Odjeli Sveučilišta Jurja Dobrile u Puli <i>Departments of Juraj Dobrila, University in Pula</i>	261	123	48	32	35	31	3	52	3	-	105	-
<b>Fakulteti Faculties</b>	<b>10 848</b>	<b>5 878</b>	<b>1 228</b>	<b>1 891</b>	<b>1 356</b>	<b>1 708</b>	<b>35</b>	<b>806</b>	<b>99</b>	<b>3</b>	<b>3 936</b>	<b>1 014</b>
Prirodoslovno-matematički fakultet, Split <i>Faculty of Science, Split</i>	139	91	13	16	20	22	-	10	-	-	69	2
Prirodoslovno-matematički fakultet, Zagreb <sup>2)</sup> <i>Faculty of Science, Zagreb<sup>2)</sup></i>	667	462	59	127	87	149	1	17	-	-	248	38
Arhitektonski fakultet, Zagreb <i>Faculty of Architecture, Zagreb</i>	93	35	15	19	17	19	-	31	-	-	6	1
Arhitektonski fakultet, Zagreb – Studij dizajna <i>Faculty of Architecture, Zagreb – Study of Design</i>	59	22	8	12	17	9	-	12	-	-	8	1
Građevinski fakultet, Osijek <i>Faculty of Civil Engineering, Osijek</i>	71	32	13	8	11	13	-	13	-	-	26	-
Građevinski fakultet, Rijeka <i>Faculty of Civil Engineering, Rijeka</i>	87	32	13	14	12	6	1	17	-	-	35	2
Građevinski fakultet, Zagreb <i>Faculty of Civil Engineering, Zagreb</i>	157	81	13	32	22	13	-	11	-	-	75	4
Građevinsko-arhitektonski fakultet, Split <i>Faculty of Civil Engineering and Architecture, Split</i>	92	45	11	22	8	17	6	-	-	-	39	-
Geodetski fakultet, Zagreb <i>Faculty of Geodesy, Zagreb</i>	73	40	7	12	10	8	-	4	-	-	34	5
Geotehnički fakultet, Varaždin <i>Faculty of Geotechnical Engineering, Varaždin</i>	49	33	5	13	2	16	-	5	-	-	4	9
Grafički fakultet, Zagreb <i>Faculty of Graphic Arts, Zagreb</i>	71	38	6	9	11	13	-	6	-	-	31	1
Strojarski fakultet, Slavonski Brod <i>Faculty of Mechanical Engineering, Slavonski Brod</i>	49	29	6	11	11	2	-	4	-	-	18	3
Fakultet strojarstva i brodogradnje, Zagreb <i>Faculty of Mechanical Engineering and Naval Architecture, Zagreb</i>	339	171	28	50	48	40	1	23	-	-	165	12
Tehnički fakultet, Rijeka <i>Faculty of Engineering, Rijeka</i>	202	87	22	35	23	21	2	21	-	-	99	1
Fakultet elektrotehnike, strojarstva i brodogradnje, Split <i>Faculty of Electrical Engineering, mechanical Engineering and Naval Architecture, Split</i>	151	90	16	40	14	19	-	12	-	-	66	-
Elektrotehnički fakultet, Osijek, i studiji <i>Faculty of Electrical Engineering, Osijek and Departments</i>	116	44	15	13	7	16	1	23	-	-	49	7

2) Od ak. g. 2010./2011. Matematički odjel PMF-a ne prikazuje se odvojeno.

2) Since 2010/2011 Academic Year Department of Mathematics, Faculty of Science not shown separately.

**4.6. NASTAVNICI I SURADNICI U NASTAVI PREMA SKUPINAMA, NAZIVU I MJESTU VISOKOG UČILIŠTA, ZVANJU I AKADEMSKOM NAZIVU I STUPNJU U AKADEMSKOJ GODINI 2010./2011.**

ACADEMIC STAFF, BY GROUPS, NAME AND LOCATION OF INSTITUTIONS OF HIGHER EDUCATION, BY UNIVERSITY TITLES AND ACADEMIC DEGREE/TITLE, 2010/2011 ACADEMIC YEAR

(nastavak)  
(continued)

	Nastavnici i suradnici u nastavi <sup>1)</sup> Academic staff <sup>1)</sup>			Zvanja University titles									
	ukupno Total	od toga Out of that		redoviti profesori Full professors	izvanredni profesori Associate professors	docenti Assistant professors	profesori visoke škole College professors	predavači Lecturers	lektori Language instructors	umjetnički suradnici Artistic associates	asistenti Assistants	stručni suradnici/savjetnici/gostujući profesori ili nastavnici Professional associates/advisers/visiting professors or teachers	
		doktori znanosti Doctors of science	magistri znanosti i magistri/specijalisti Masters of science and masters/specialists										
Fakultet elektrotehnike i računarstva, Zagreb <i>Faculty of Electrical Engineering and Computing, Zagreb</i>	370	235	33	73	44	68	-	2	-	-	166	17	
Fakultet prometnih znanosti, Zagreb <i>Faculty of Transport and Traffic Engineering, Zagreb</i>	118	58	17	20	12	14	-	17	-	-	55	-	
Pomorski fakultet, Rijeka <i>Faculty of Maritime Studies, Rijeka</i>	115	69	24	31	12	20	5	13	-	-	24	10	
Pomorski fakultet, Split <i>Faculty of Maritime Studies, Split</i>	99	39	14	13	11	11	2	26	-	-	36	-	
Rudarsko-geološko-naftni fakultet, Zagreb <i>Faculty of Mining, Geology and Petroleum Engineering, Zagreb</i>	102	70	-	28	11	21	-	2	-	-	38	2	
Metalurški fakultet, Sisak <i>Faculty of Metallurgy, Sisak</i>	27	21	5	9	2	8	-	4	-	-	3	1	
Fakultet kemijskog inženjerstva i tehnologije, Zagreb <i>Faculty of Chemical Engineering and Technology, Zagreb</i>	150	99	5	25	22	23	-	5	-	-	71	4	
Kemijско-tehnološki fakultet, Split <i>Faculty of Chemistry and Technology, Split</i>	69	42	3	11	10	15	1	3	-	-	26	3	
Tekstilno-tehnološki fakultet, Zagreb <i>Faculty of Textile Technology, Zagreb</i>	108	53	6	28	10	17	1	9	-	-	30	13	
Tekstilno-tehnološki fakultet, Zagreb – Studijska jedinica u Varaždinu <i>Faculty of Textile Technology, Zagreb – Department in Varaždin</i>	41	12	5	6	1	5	-	11	-	-	5	13	
Medicinski fakultet, Osijek <i>Faculty of Medicine, Osijek</i>	239	127	24	28	40	47	-	11	-	-	112	1	
Medicinski fakultet, Rijeka <i>Faculty of Medicine, Rijeka</i>	633	283	80	72	66	97	-	57	-	-	340	1	
Medicinski fakultet, Split <i>Faculty of Medicine, Split</i>	652	217	80	36	50	53	-	14	-	-	200	299	
Medicinski fakultet, Zagreb <i>Faculty of Medicine, Zagreb</i>	374	348	20	99	96	110	-	3	-	-	58	8	
Stomatološki fakultet, Zagreb <i>Faculty of Dental Medicine, Zagreb</i>	207	162	43	52	49	43	-	3	-	-	57	3	
Farmaceutsko-biokemijski fakultet, Zagreb <i>Faculty of Pharmacy and Biochemistry, Zagreb</i>	115	86	2	28	21	31	-	2	-	-	33	-	
Veterinarski fakultet, Zagreb <i>Faculty of Veterinary Medicine, Zagreb</i>	174	131	-	49	23	32	-	2	-	-	62	6	
Prehrambeno-tehnološki fakultet, Osijek <i>Faculty of Food Technology and Biotechnology, Osijek</i>	83	53	3	14	12	19	1	6	-	-	26	5	
Prehrambeno-biotehnološki fakultet, Zagreb <i>Faculty of Food Technology and Biotechnology, Zagreb</i>	212	129	3	44	24	47	-	5	-	-	89	3	
Poljoprivredni fakultet, Osijek, i studij <i>Faculty of Agriculture, Osijek and Department</i>	176	95	27	49	19	23	1	16	-	-	58	10	
Agronomski fakultet, Zagreb <i>Faculty of Agriculture, Zagreb</i>	266	187	19	71	41	62	-	3	-	-	63	26	
Šumarski fakultet, Zagreb, i studij <i>Faculty of Forestry, Zagreb and Department</i>	153	94	1	32	25	23	-	1	-	-	67	5	
Ekonomski fakultet, Osijek, i studij <i>Faculty of Economics, Osijek and Department</i>	71	43	15	22	12	3	1	5	-	-	26	2	
Ekonomski fakultet, Rijeka <i>Faculty of Economics, Rijeka</i>	82	51	11	29	4	11	-	4	-	-	34	-	
Ekonomski fakultet, Split <i>Faculty of Economics, Split</i>	139	68	28	23	17	12	-	22	1	-	62	2	
Ekonomski fakultet, Zagreb <i>Faculty of Economics, Zagreb</i>	257	134	62	68	19	36	-	15	-	-	117	2	

**4.6. NASTAVNICI I SURADNICI U NASTAVI PREMA SKUPINAMA, NAZIVU I MJESTU VISOKOG UČILIŠTA, ZVANJU I AKADEMSKOM NAZIVU I STUPNJU U AKADEMSKOJ GODINI 2010./2011.**

ACADEMIC STAFF, BY GROUPS, NAME AND LOCATION OF INSTITUTIONS OF HIGHER EDUCATION, BY UNIVERSITY TITLES AND ACADEMIC DEGREE/TITLE, 2010/2011 ACADEMIC YEAR

(nastavak)  
(continued)

	Nastavnici i suradnici u nastavi <sup>1)</sup> Academic staff <sup>1)</sup>			Zvanja University titles								
	ukupno Total	od toga Out of that		redoviti profesori Full professors	izvanredni profesori Associate professors	docenti Assistant professors	profesori visoke škole College professors	predavači Lecturers	lektori Language instructors	umjetnički suradnici Artistic associates	asistenti Assistants	stručni suradnici/savjetnici/gostujući profesori ili nastavnici Professional associates/advisers/visiting professors or teachers
		doktori znanosti Doctors of science	magistri znanosti i magistri/specijalisti Masters of science and masters/specialists									
Fakultet za menadžment u turizmu i ugostiteljstvu, Opatija <i>Faculty of Tourism and Hospitality Management, Opatija</i>	77	41	15	16	12	9	-	5	-	-	33	2
Fakultet organizacije i informatike, Varaždin <i>Faculty of Organisation and Informatics, Varaždin</i>	97	40	6	13	8	13	1	6	-	-	46	10
Pravni fakultet, Osijek <i>Faculty of Law, Osijek</i>	60	31	5	6	7	11	-	5	-	-	30	1
Pravni fakultet, Rijeka <i>Faculty of Law, Rijeka</i>	56	35	7	12	8	11	-	1	-	-	24	-
Pravni fakultet, Split <i>Faculty of Law, Split</i>	58	31	14	17	5	7	-	7	-	-	22	-
Pravni fakultet, Zagreb <i>Faculty of Law, Zagreb</i>	235	97	14	33	29	20	-	7	-	-	86	60
Fakultet političkih znanosti, Zagreb <i>Faculty of Political Sciences, Zagreb</i>	107	53	18	16	11	20	-	7	-	-	1	52
Filozofski fakultet, Osijek <i>Faculty of Philosophy, Osijek</i>	230	162	10	33	34	35	-	22	6	-	97	3
Filozofski fakultet, Rijeka <i>Faculty of Philosophy, Rijeka</i>	226	125	32	44	26	31	-	9	10	-	99	7
Filozofski fakultet, Split <i>Faculty of Philosophy, Split</i>	314	118	24	38	25	39	-	31	11	-	42	128
Filozofski fakultet, Zagreb <i>Faculty of Humanities and Social Sciences, Zagreb</i>	761	313	121	110	57	88	-	16	70	-	258	162
Učiteljski fakultet, Zagreb, Studij u Čakovcu <i>Faculty of Teacher Education, Zagreb, Department Čakovec</i>	50	6	11	1	1	5	-	23	-	-	9	11
Učiteljski fakultet, Osijek, i studij <i>Faculty of Teacher Education, Osijek and Department</i>	90	30	17	7	9	13	1	10	1	-	49	-
Učiteljski fakultet, Zagreb, Studij u Petrinji <i>Faculty of Teacher Education, Zagreb, Department Petrinja</i>	41	7	7	-	1	5	-	22	-	-	8	5
Učiteljski fakultet, Rijeka <i>Faculty of Teacher Education, Rijeka</i>	45	19	13	5	3	5	1	15	-	-	14	2
Učiteljski fakultet, Rijeka, Studij u Gospiću <i>Faculty of Teacher Education, Rijeka - Department Gospić</i>	27	7	9	1	1	3	3	8	-	-	8	3
Učiteljski fakultet, Zagreb <i>Faculty of Teacher Education, Zagreb</i>	124	45	23	14	10	19	5	56	-	-	13	7
Hrvatski studiji, Zagreb <i>Croatian Studies, Zagreb</i>	219	126	4	34	40	38	-	12	-	-	89	6
Edukacijsko-rehabilitacijski fakultet, Zagreb <i>Faculty of Special Education and Rehabilitation, Zagreb</i>	118	90	8	26	28	29	-	4	-	-	31	-
Kineziološki fakultet, Split <i>Faculty of Kinesiology, Split</i>	78	28	20	10	8	7	-	17	-	-	33	3
Kineziološki fakultet, Zagreb <i>Faculty of Kinesiology, Zagreb</i>	119	57	11	17	10	15	-	11	-	-	39	27
Katolički bogoslovni fakultet, Đakovo <i>Catholic Theological Faculty, Đakovo</i>	31	17	13	1	5	7	-	4	-	-	13	1
Katolički bogoslovni fakultet, Zagreb <i>Catholic Theological Faculty, Zagreb</i>	97	62	16	16	21	20	-	9	-	1	30	-
Katolički bogoslovni fakultet – Teologija u Rijeci <i>Catholic Theological Faculty, Zagreb – Theology in Rijeka</i>	27	18	7	3	3	6	-	6	-	-	9	-
Katolički bogoslovni fakultet, Split <i>Catholic Theological Faculty, Split</i>	39	30	8	6	11	5	-	5	-	-	12	-

**4.6. NASTAVNICI I SURADNICI U NASTAVI PREMA SKUPINAMA, NAZIVU I MJESTU VISOKOG UČILIŠTA, ZVANJU I AKADEMSKOM NAZIVU I STUPNJU U AKADEMSKOJ GODINI 2010./2011.**

ACADEMIC STAFF, BY GROUPS, NAME AND LOCATION OF INSTITUTIONS OF HIGHER EDUCATION, BY UNIVERSITY TITLES AND ACADEMIC DEGREE/TITLE, 2010/2011 ACADEMIC YEAR

(nastavak)  
(continued)

	Nastavnici i suradnici u nastavi <sup>1)</sup> Academic staff <sup>1)</sup>			Zvanja University titles								
	ukupno Total	od toga Out of that		redoviti profesori Full professors	izvanredni profesori Associate professors	docenti Assistant professors	profesori visoke škole College professors	predavači Lecturers	lektori Language instructors	umjetnički suradnici Artistic associates	asistenti Assistants	stručni suradnici/ savjetnici/ gostujući profesori ili nastavnici Professional associates/ advisers/ visiting professors or teachers
		doktori znanosti Doctors of science	magistri znanosti i magistri/specijalisti Masters of science and masters/specialists									
Filozofski fakultet Družbe Isusove, Zagreb <i>Faculty of Philosophy of the Society of Jesus, Zagreb</i>	55	47	6	18	9	9	-	14	-	-	5	-
Teološki fakultet, Maruševac – adventistički <i>Faculty of Theology, Maruševac – Adventist</i>	20	5	9	1	1	4	-	4	-	2	6	2
Umjetničke akademije <i>Art academies</i>	738	73	88	126	111	188	1	99	-	40	147	26
Muzička akademija, Zagreb <i>Academy of Music, Zagreb</i>	129	9	33	32	29	30	-	16	-	16	6	-
Akademija likovnih umjetnosti, Zagreb <i>Academy of Fine Arts, Zagreb</i>	120	23	17	26	19	35	-	4	-	10	22	4
Umjetnička akademija, Osijek <i>Arts Academy, Osijek</i>	91	5	10	13	5	22	-	15	-	3	32	1
Umjetnička akademija, Split <i>Arts Academy, Split</i>	183	9	4	13	21	45	-	52	-	6	25	21
Akademija dramske umjetnosti, Zagreb <i>Academy of Dramatic Arts, Zagreb</i>	144	16	6	34	29	33	1	8	-	2	37	-
Akademija primijenjenih umjetnosti, Rijeka <i>Academy of Applied Arts, Rijeka</i>	71	11	18	8	8	23	-	4	-	3	25	-
Sveučilišta <i>Universities</i>	25	19	2	8	5	5	-	1	-	-	4	2
Međunarodno sveučilište u Dubrovniku <i>Dubrovnik International University</i>	13	9	2	6	2	1	-	-	-	-	4	-
Hrvatsko katoličko sveučilište, Zagreb <i>Croatian Catholic University, Zagreb</i>	12	10	-	2	3	4	-	1	-	-	-	2

**4.7. NASTAVNICI I SURADNICI U NASTAVI VISOKIH UČILIŠTA PREMA STATUSU USTANOVE, VRSTI RADNOG VREMENA, SPOLU I ZVANJU U AKADEMSKOJ GODINI 2010./2011.**  
**ACADEMIC STAFF, BY STATUS OF INSTITUTION OF HIGHER EDUCATION, WORKING HOURS, SEX AND UNIVERSITY TITLES, 2010/2011 ACADEMIC YEAR**

	Ukupno <i>Total</i>	Zvanja <i>University titles</i>								
		redoviti profesori <i>Full professors</i>	izvanredni profesori <i>Associate professors</i>	docenti <i>Assistant professors</i>	profesori visoke škole <i>College professors</i>	predavači <i>Lecturers</i>	lektori <i>Language instructors</i>	umjetnički suradnici <i>Artistic associates</i>	asistenti <i>Assistants</i>	stručni suradnici/savjetnici/gostujući profesori ili nastavnici <i>Professional associates/advisers/visiting professors or teachers</i>
Visoka učilišta <i>Institutions of higher education</i>	16 319	2 527	1 779	2 282	301	2 522	127	44	5 415	1 322
muškarci/ <i>Men</i>	8 763	1 861	1 059	1 247	227	1 322	20	23	2 431	573
žene/ <i>Women</i>	7 556	666	720	1 035	74	1 200	107	21	2 984	749
S punim radnim vremenom <i>Full-time</i>	9 469	1 604	1 102	1 502	133	1 129	120	22	3 569	288
muškarci/ <i>Men</i>	4 989	1 148	640	792	95	545	20	9	1 609	131
žene/ <i>Women</i>	4 480	456	462	710	38	584	100	13	1 960	157
S kraćim od punoga radnog vremena <i>Part-time</i>	6 850	923	677	780	168	1 393	7	22	1 846	1 034
muškarci/ <i>Men</i>	3 774	713	419	455	132	777	-	14	822	442
žene/ <i>Women</i>	3 076	210	258	325	36	616	7	8	1 024	592
U ekvivalentu pune zaposlenosti/angažiranosti <i>In full-time equivalent</i>	2 224,4	298,1	222,8	263,2	52,6	485,3	1,7	8,5	629,8	262,4
muškarci/ <i>Men</i>	1 280,8	233,3	147,8	154,8	44,1	285,6	-	5,7	302,0	107,5
žene/ <i>Women</i>	943,6	64,8	75,0	108,4	8,5	199,7	1,7	2,8	327,8	154,9
Javna <i>Public</i>	15 140	2 408	1 734	2 236	204	1 894	126	42	5 308	1 188
muškarci/ <i>Men</i>	7 997	1 764	1 024	1 209	150	955	19	23	2 367	486
žene/ <i>Women</i>	7 143	644	710	1 027	54	939	107	19	2 941	702
S punim radnim vremenom <i>Full-time</i>	9 143	1 595	1 099	1 494	98	926	119	22	3 541	249
muškarci/ <i>Men</i>	4 817	1 140	637	786	71	443	19	9	1 599	113
žene/ <i>Women</i>	4 326	455	462	708	27	483	100	13	1 942	136
S kraćim od punoga radnog vremena <i>Part-time</i>	5 997	813	635	742	106	968	7	20	1 767	939
muškarci/ <i>Men</i>	3 180	624	387	423	79	512	-	14	768	373
žene/ <i>Women</i>	2 817	189	248	319	27	456	7	6	999	566
U ekvivalentu pune zaposlenosti/angažiranosti <i>In full-time equivalent</i>	1 931,6	256,9	209,6	251,7	27,1	321,6	1,7	8,3	611,5	243,2
muškarci/ <i>Men</i>	1 074,7	199,9	137,8	145,1	21,3	183,6	-	5,7	288,9	92,4
žene/ <i>Women</i>	856,9	57,0	71,8	106,6	5,8	138,0	1,7	2,6	322,6	150,8
Sveučilišta <i>Universities</i>	12	2	3	4	-	1	-	-	-	2
muškarci/ <i>Men</i>	9	2	3	2	-	-	-	-	-	2
žene/ <i>Women</i>	3	-	-	2	-	1	-	-	-	-
S punim radnim vremenom <i>Full-time</i>	-	-	-	-	-	-	-	-	-	-
muškarci/ <i>Men</i>	-	-	-	-	-	-	-	-	-	-
žene/ <i>Women</i>	-	-	-	-	-	-	-	-	-	-
S kraćim od punoga radnog vremena <i>Part-time</i>	12	2	3	4	-	1	-	-	-	2
muškarci/ <i>Men</i>	9	2	3	2	-	-	-	-	-	2
žene/ <i>Women</i>	3	-	-	2	-	1	-	-	-	-
U ekvivalentu pune zaposlenosti/angažiranosti <i>In full-time equivalent</i>	6,4	0,6	2,0	2,0	-	0,8	-	-	-	1,0
muškarci/ <i>Men</i>	4,6	0,6	2,0	1,0	-	-	-	-	-	1,0
žene/ <i>Women</i>	1,8	-	-	1,0	-	0,8	-	-	-	-
Fakulteti <i>Faculties</i>	10 828	1 890	1 355	1 704	35	802	99	1	3 930	1 012
muškarci/ <i>Men</i>	5 710	1 360	804	895	23	373	16	-	1 833	406
žene/ <i>Women</i>	5 118	530	551	809	12	429	83	1	2 097	606

**4.7. NASTAVNICI I SURADNICI U NASTAVI VISOKIH UČILIŠTA PREMA STATUSU USTANOVE, VRSTI RADNOG VREMENA, SPOLU I ZVANJU U AKADEMSKOJ GODINI 2010./2011.**  
**ACADEMIC STAFF, BY STATUS OF INSTITUTION OF HIGHER EDUCATION, WORKING HOURS, SEX AND UNIVERSITY TITLES, 2010/2011 ACADEMIC YEAR**

(nastavak)  
 (continued)

	Ukupno Total	Zvanja University titles								
		redoviti profesori Full professors	izvanredni profesori Associate professors	docenti Assistant professors	profesori visoke škole College professors	predavači Lecturers	lektori Language instructors	umjetnički suradnici Artistic associates	asistenti Assistants	stručni suradnici/ savjetnici/gostujući profesori ili nastavnici Professional associates/advisers/visiting professors or teachers
S punim radnim vremenom Full-time	7 196	1 397	924	1 218	29	422	92	1	2 891	222
muškarci/ Men	3 804	983	536	615	19	189	16	-	1 346	100
žene/ Women	3 392	414	388	603	10	233	76	1	1 545	122
S kraćim od punoga radnog vremena Part-time	3 632	493	431	486	6	380	7	-	1 039	790
muškarci/ Men	1 906	377	268	280	4	184	-	-	487	306
žene/ Women	1 726	116	163	206	2	196	7	-	552	484
U ekvivalentu pune zaposlenosti/angažiranosti In full-time equivalent	1 196,4	158,2	138,9	162,5	1,9	121,0	1,7	-	396,0	216,2
muškarci/ Men	636,3	122,1	92,8	95,3	1,5	55,8	-	-	188,6	80,2
žene/ Women	560,1	36,1	46,1	67,2	0,4	65,2	1,7	-	207,4	136,0
Umjetničke akademije Art academies	738	126	111	188	1	99	-	40	147	26
muškarci/ Men	459	101	71	123	1	53	-	22	75	13
žene/ Women	279	25	40	65	-	46	-	18	72	13
S punim radnim vremenom Full-time	464	90	89	134	1	40	-	21	82	7
muškarci/ Men	310	72	58	95	1	21	-	9	47	7
žene/ Women	154	18	31	39	-	19	-	12	35	-
S kraćim od punoga radnog vremena Part-time	274	36	22	54	-	59	-	19	65	19
muškarci/ Men	149	29	13	28	-	32	-	13	28	6
žene/ Women	125	7	9	26	-	27	-	6	37	13
U ekvivalentu pune zaposlenosti/angažiranosti In full-time equivalent	96,6	11,5	8,6	19,0	-	20,8	-	7,8	25,1	3,8
muškarci/ Men	53,1	9,9	4,1	10,4	-	11,1	-	5,2	12,0	0,4
žene/ Women	43,5	1,6	4,5	8,6	-	9,7	-	2,6	13,1	3,4
Odjeli Departments	1 562	234	170	231	10	254	27	-	580	56
muškarci/ Men	733	171	85	119	7	114	3	-	213	21
žene/ Women	829	63	85	112	3	140	24	-	367	35
S punim radnim vremenom Full-time	920	91	76	126	9	150	27	-	428	13
muškarci/ Men	385	70	35	66	6	57	3	-	146	2
žene/ Women	535	21	41	60	3	93	24	-	282	11
S kraćim od punoga radnog vremena Part-time	642	143	94	105	1	104	-	-	152	43
muškarci/ Men	348	101	50	53	1	57	-	-	67	19
žene/ Women	294	42	44	52	-	47	-	-	85	24
U ekvivalentu pune zaposlenosti/angažiranosti In full-time equivalent	213,7	43,3	29,9	39,8	0,1	38,0	-	-	55,6	7,0
muškarci/ Men	112,5	30,3	17,3	18,8	0,1	20,1	-	-	22,7	3,2
žene/ Women	101,2	13,0	12,6	21,0	-	17,9	-	-	32,9	3,8
Institut Institute	18	4	2	5	-	3	-	1	3	-
muškarci/ Men	15	4	2	4	-	1	-	1	3	-
žene/ Women	3	-	-	1	-	2	-	-	-	-
S punim radnim vremenom Full-time	11	4	2	5	-	-	-	-	-	-
muškarci/ Men	10	4	2	4	-	-	-	-	-	-
žene/ Women	1	-	-	1	-	-	-	-	-	-

**4.7. NASTAVNICI I SURADNICI U NASTAVI VISOKIH UČILIŠTA PREMA STATUSU USTANOVE, VRSTI RADNOG VREMENA, SPOLU I ZVANJU U AKADEMSKOJ GODINI 2010./2011.**  
**ACADEMIC STAFF, BY STATUS OF INSTITUTION OF HIGHER EDUCATION, WORKING HOURS, SEX AND UNIVERSITY TITLES, 2010/2011 ACADEMIC YEAR**

(nastavak)  
(continued)

	Ukupno Total	Zvanja University titles								
		redoviti profesori Full professors	izvanredni profesori Associate professors	docenti Assistant professors	profesori visoke škole College professors	predavači Lecturers	lektori Language instructors	umjetnički suradnici Artistic associates	asistenti Assistants	stručni suradnici/savjetnici/gostujući profesori ili nastavnici Professional associates/advisers/visiting professors or teachers
S kraćim od punoga radnog vremena Part-time	7	-	-	-	-	3	-	1	3	-
muškarci/ Men	5	-	-	-	-	1	-	1	3	-
žene/ Women	2	-	-	-	-	2	-	-	-	-
U ekvivalentu pune zaposlenosti/angažiranosti In full-time equivalent	1,9	-	-	-	-	0,7	-	0,5	0,7	-
muškarci/ Men	1,7	-	-	-	-	0,5	-	0,5	0,7	-
žene/ Women	0,2	-	-	-	-	0,2	-	-	-	-
Veleučilišta Polytechnics	1 821	145	89	89	143	634	-	-	633	88
muškarci/ Men	972	120	55	55	110	354	-	-	236	42
žene/ Women	849	25	34	34	33	280	-	-	397	46
S punim radnim vremenom Full-time	460	13	7	9	46	252	-	-	128	5
muškarci/ Men	255	11	5	5	38	138	-	-	55	3
žene/ Women	205	2	2	4	8	114	-	-	73	2
S kraćim od punoga radnog vremena Part-time	1 361	132	82	80	97	382	-	-	505	83
muškarci/ Men	717	109	50	50	72	216	-	-	181	39
žene/ Women	644	23	32	30	25	166	-	-	324	44
U ekvivalentu pune zaposlenosti/angažiranosti In full-time equivalent	395,8	42,2	29,2	24,3	24,2	127,9	-	-	133,5	14,5
muškarci/ Men	252,8	36,1	20,6	16,3	18,8	89,1	-	-	64,5	7,4
žene/ Women	143,0	6,1	8,6	8,0	5,4	38,8	-	-	69,0	7,1
Visoke škole Schools of professional higher education	161	7	4	15	15	101	-	-	15	4
muškarci/ Men	99	6	4	11	9	60	-	-	7	2
žene/ Women	62	1	-	4	6	41	-	-	8	2
S punim radnim vremenom Full-time	92	-	1	2	13	62	-	-	12	2
muškarci/ Men	53	-	1	1	7	38	-	-	5	1
žene/ Women	39	-	-	1	6	24	-	-	7	1
S kraćim od punoga radnog vremena Part-time	69	7	3	13	2	39	-	-	3	2
muškarci/ Men	46	6	3	10	2	22	-	-	2	1
žene/ Women	23	1	-	3	-	17	-	-	1	1
U ekvivalentu pune zaposlenosti/angažiranosti In full-time equivalent	20,8	1,1	1,0	4,1	0,9	12,4	-	-	0,6	0,7
muškarci/ Men	13,7	0,9	1,0	3,3	0,9	7,0	-	-	0,4	0,2
žene/ Women	7,1	0,2	-	0,8	-	5,4	-	-	0,2	0,5
Privatna Private	1 179	119	45	46	97	628	1	2	107	134
muškarci/ Men	766	97	35	38	77	367	1	-	64	87
žene/ Women	413	22	10	8	20	261	-	2	43	47
S punim radnim vremenom Full-time	326	9	3	8	35	203	1	-	28	39
muškarci/ Men	172	8	3	6	24	102	1	-	10	18
žene/ Women	154	1	-	2	11	101	-	-	18	21
S kraćim od punoga radnog vremena Part-time	853	110	42	38	62	425	-	2	79	95
muškarci/ Men	594	89	32	32	53	265	-	-	54	69
žene/ Women	259	21	10	6	9	160	-	2	25	26

**4.7. NASTAVNICI I SURADNICI U NASTAVI VISOKIH UČILIŠTA PREMA STATUSU USTANOVE, VRSTI RADNOG VREMENA, SPOLU I ZVANJU U AKADEMSKOJ GODINI 2010./2011.**  
**ACADEMIC STAFF, BY STATUS OF INSTITUTION OF HIGHER EDUCATION, WORKING HOURS, SEX AND UNIVERSITY TITLES, 2010/2011 ACADEMIC YEAR**

(nastavak)  
(continued)

	Ukupno Total	Zvanja University titles								
		redoviti profesori Full professors	izvanredni profesori Associate professors	docenti Assistant professors	profesori visoke škole College professors	predavači Lecturers	lektori Language instructors	umjetnički suradnici Artistic associates	asistenti Assistants	stručni suradnici/savjetnici/gostujući profesori ili nastavnici Professional associates/advisers/visiting professors or teachers
U ekvivalentu pune zaposlenosti/angažiranosti In full-time equivalent	292,8	41,2	13,2	11,5	25,5	163,7	-	0,2	18,3	19,2
muškarci/ Men	206,1	33,4	10,0	9,7	22,8	102,0	-	-	13,1	15,1
žene/ Women	86,7	7,8	3,2	1,8	2,7	61,7	-	0,2	5,2	4,1
Sveučilišta Universities	13	6	2	1	-	-	-	-	4	-
muškarci/ Men	5	3	1	1	-	-	-	-	-	-
žene/ Women	8	3	1	-	-	-	-	-	4	-
S punim radnim vremenom Full-time	7	2	-	1	-	-	-	-	4	-
muškarci/ Men	2	1	-	1	-	-	-	-	-	-
žene/ Women	5	1	-	-	-	-	-	-	4	-
S kraćim od punoga radnog vremena Part-time	6	4	2	-	-	-	-	-	-	-
muškarci/ Men	3	2	1	-	-	-	-	-	-	-
žene/ Women	3	2	1	-	-	-	-	-	-	-
U ekvivalentu pune zaposlenosti/angažiranosti In full-time equivalent	3,0	2,0	1,0	-	-	-	-	-	-	-
muškarci/ Men	1,2	0,8	0,4	-	-	-	-	-	-	-
žene/ Women	1,8	1,2	0,6	-	-	-	-	-	-	-
Fakultet Faculty	20	1	1	4	-	4	-	2	6	2
muškarci/ Men	15	1	1	4	-	1	-	-	6	2
žene/ Women	5	-	-	-	-	3	-	2	-	-
S punim radnim vremenom Full-time	3	1	-	2	-	-	-	-	-	-
muškarci/ Men	3	1	-	2	-	-	-	-	-	-
žene/ Women	-	-	-	-	-	-	-	-	-	-
S kraćim od punoga radnog vremena Part-time	17	-	1	2	-	4	-	2	6	2
muškarci/ Men	12	-	1	2	-	1	-	-	6	2
žene/ Women	5	-	-	-	-	3	-	2	-	-
U ekvivalentu pune zaposlenosti/angažiranosti In full-time equivalent	3,2	-	0,3	0,8	-	1,2	-	0,2	0,5	0,2
muškarci/ Men	2,0	-	0,3	0,8	-	0,2	-	-	0,5	0,2
žene/ Women	1,2	-	-	-	-	1,0	-	0,2	-	-
Veleučilišta Polytechnics	212	28	6	5	18	144	-	-	7	4
muškarci/ Men	125	20	5	4	15	76	-	-	3	2
žene/ Women	87	8	1	1	3	68	-	-	4	2
S punim radnim vremenom Full-time	57	1	-	2	5	41	-	-	7	1
muškarci/ Men	25	1	-	2	3	16	-	-	3	-
žene/ Women	32	-	-	-	2	25	-	-	4	1
S kraćim od punoga radnog vremena Part-time	155	27	6	3	13	103	-	-	-	3
muškarci/ Men	100	19	5	2	12	60	-	-	-	2
žene/ Women	55	8	1	1	1	43	-	-	-	1
U ekvivalentu pune zaposlenosti/angažiranosti In full-time equivalent	86,0	13,1	1,7	1,2	9,6	59,2	-	-	-	1,2
muškarci/ Men	58,1	9,1	1,5	1,0	8,9	36,5	-	-	-	1,1
žene/ Women	27,9	4,0	0,2	0,2	0,7	22,7	-	-	-	0,1

**4.7. NASTAVNICI I SURADNICI U NASTAVI VISOKIH UČILIŠTA PREMA STATUSU USTANOVE, VRSTI RADNOG VREMENA, SPOLU I ZVANJU U AKADEMSKOJ GODINI 2010./2011.**  
**ACADEMIC STAFF, BY STATUS OF INSTITUTION OF HIGHER EDUCATION, WORKING HOURS, SEX AND UNIVERSITY TITLES, 2010/2011 ACADEMIC YEAR**

(nastavak)  
 (continued)

	Ukupno Total	Zvanja University titles								
		redoviti profesori Full professors	izvanredni profesori Associate professors	docenti Assistant professors	profesori visoke škole College professors	predavači Lecturers	lektori Language instructors	umjetnički suradnici Artistic associates	asistenti Assistants	stručni suradnici/savjetnici/gostujući profesori ili nastavnici Professional associates/advisers/visiting professors or teachers
Visoke škole Schools of professional of higher education	934	84	36	36	79	480	1	-	90	128
muškarci/ Men	621	73	28	29	62	290	1	-	55	83
žene/ Women	313	11	8	7	17	190	-	-	35	45
S punim radnim vremenom Full-time	259	5	3	3	30	162	1	-	17	38
muškarci/ Men	142	5	3	1	21	86	1	-	7	18
žene/ Women	117	-	-	2	9	76	-	-	10	20
S kraćim od punoga radnog vremena Part-time	675	79	33	33	49	318	-	-	73	90
muškarci/ Men	479	68	25	28	41	204	-	-	48	65
žene/ Women	196	11	8	5	8	114	-	-	25	25
U ekvivalentu pune zaposlenosti/angažiranosti In full-time equivalent	200,6	26,1	10,2	9,5	15,9	103,3	-	-	17,8	17,8
muškarci/ Men	144,8	23,5	7,8	7,9	13,9	65,3	-	-	12,6	13,8
žene/ Women	55,8	2,6	2,4	1,6	2,0	38,0	-	-	5,2	4,0

**4.8. NASTAVNICI I SURADNICI U NASTAVI VISOKIH UČILIŠTA PREMA SPOLU I DOBNIM SKUPINAMA U AKADEMSKOJ GODINI 2010./2011.**  
**ACADEMIC STAFF AT INSTITUTIONS OF HIGHER EDUCATION, BY SEX AND AGE GROUPS, 2010/2011 ACADEMIC YEAR**

Ukupno Total			Dobne skupine Age groups									
svega All	muškarci Men	žene Women	manje od 25 Up to 25	25 – 29	30 – 34	35 – 39	40 – 44	45 – 49	50 – 54	55 – 59	60 – 64	65 i više 65 and over
16 319	8 763	7 556	186	1 870	2 253	2 396	2 090	2 103	1 746	1 655	1 356	664

## IZDANE PUBLIKACIJE IZ PODRUČJA STATISTIKE VISOKOG OBRAZOVANJA

### I. STATISTIČKA IZVJEŠĆA

- \*32. Prihodi i rashodi škola I, II, III. stupnja 1966. godine u SR Hrvatskoj
- \*67. Studenti 1969 – 1970
- \*71. Razvoj školstva 1959. – 1969.
- \*90. Studenti 1970/71.
- \*111. Studenti iz SR Hrvatske prema općini stalnog boravka
- \*120. Studenti 1971/72.
- \*159. Studenti 1972/73.
- \*182. Studenti 1973/74.
- \*213. Studenti 1974/75.
- \*252. Studenti 1975/76.
- \*253. Studenti iz SR Hrvatske prema općini stalnog boravka
- \*291. Studenti 1976/77.
- \*332. Studenti 1977/78.
- \*367. Studenti 1978/79.
- \*405. Studenti 1979/80.
- \*444. Studenti 1980/81.
- \*455. Studenti iz SR Hrvatske prema općini stalnog boravka (1961/62 – 1981/82)
- \*481. Studenti 1981/82.
- \*519. Studenti 1982/83.
- \*558. Studenti 1983/84.
- \*595. Studenti 1984/85.
- \*630. Studenti školske godine 1985/86.
- \*667. Studenti iz SR Hrvatske prema općini stalnog boravka 1985/86.
- \*669. Studenti školske godine 1986/87.
- \*715. Visoko školstvo 1987.
- \*716. Studenti školske godine 1987/88.
- \*747. Visoko školstvo 1988.
- \*756. Studenti školske godine 1988/89.
- \*768. Nastavno osoblje visokoškolskih organizacija 1987/88.
- \*790. Visoko školstvo 1989.
- \*798. Studenti školske godine 1989/90.
- \*828. Visoko školstvo 1990.
- \*834. Studenti školske godine 1990/91.
- \*866. Visoko školstvo 1991.
- \*871. Studenti školske godine 1991/92.
- \*914. Visoko školstvo 1992.
- \*920. Studenti školske godine 1992/93.
- \*947. Visoko školstvo 1993.
- \*952. Studenti školske godine 1993/94.
- \*974. Visoko školstvo 1994.
- \*985. Studenti školske godine 1994/95.
- \*1003. Visoko školstvo 1995.
- \*1010. Studenti školske godine 1995/96.
- \*1036. Visoko školstvo u 1996.
- \*1037. Studenti u školskoj godini 1996/97.
- \*1062. Visoko obrazovanje u 1997.
- \*1063. Studenti u školskoj godini 1997/98.
- \*1085. Visoko obrazovanje u 1998.
- \*1086. Studenti u školskoj godini 1998/99.
- \*1111. Visoko obrazovanje u 1999.
- \*1112. Studenti u školskoj godini 1999/2000.

## RELEASED PUBLICATIONS ON HIGHER EDUCATION STATISTICS

### I. STATISTICAL REPORTS

- \*32. *Revenues and Expenditure of 1<sup>st</sup>, 2<sup>nd</sup> and 3<sup>rd</sup> Level Schools in SR Croatia, 1966*
- \*67. *Students, 1969/1970*
- \*71. *Development of Education, 1959 – 1969*
- \*90. *Students, 1970/1971*
- \*111. *Students from SR Croatia by Municipality of Residence*
- \*120. *Students, 1971/1972*
- \*159. *Students, 1972/1973*
- \*182. *Students, 1973/1974*
- \*213. *Students, 1974/1975*
- \*252. *Students, 1975/1976*
- \*253. *Students from SR Croatia by Municipality of Residence*
- \*291. *Students, 1976/1977*
- \*332. *Students, 1977/1978*
- \*367. *Students, 1978/1979*
- \*405. *Students, 1979/1980*
- \*444. *Students, 1980/1981*
- \*455. *Students from SR Croatia by Municipality of Residence, (1961/1962 – 1981/1982)*
- \*481. *Students, 1981/1982*
- \*519. *Students, 1982/1983*
- \*558. *Students, 1983/1984*
- \*595. *Students, 1984/1985*
- \*630. *Students, 1985/1986 School Year*
- \*667. *Students from SR Croatia by Municipality of Residence, 1985/1986*
- \*669. *Students, 1986/1987 School Year*
- \*715. *Higher Education, 1987*
- \*716. *Students, 1987/1988 School Year*
- \*747. *Higher Education, 1988*
- \*756. *Students, 1988/1989 School Year*
- \*768. *Academic Staff in Organisations of Higher Education, 1987/1988*
- \*790. *Higher Education, 1989*
- \*798. *Students, 1989/1990 School Year*
- \*828. *Higher Education, 1990*
- \*834. *Students, 1990/1991 School Year*
- \*866. *Higher Education, 1991*
- \*871. *Students, 1991/1992 School Year*
- \*914. *Higher Education, 1992*
- \*920. *Students, 1992/1993 School Year*
- \*947. *Higher Education, 1993*
- \*952. *Students, 1993/1994 School Year*
- \*974. *Higher Education, 1994*
- \*985. *Students, 1994/1995 School Year*
- \*1003. *Higher Education, 1995*
- \*1010. *Students, 1995/1996 School Year*
- \*1036. *Higher Education, 1996*
- \*1037. *Students, 1996/1997 School Year*
- \*1062. *Higher Education, 1997*
- \*1063. *Students, 1997/1998 School Year*
- \*1085. *Higher Education, 1998*
- \*1086. *Students, 1998/1999 School Year*
- \*1111. *Higher Education, 1999*
- \*1112. *Students, 1999/2000 School Year*

- \*1142. Visoko obrazovanje u 2000.
- 1143. Studenti u školskoj godini 2000./2001.
- 1172. Visoko obrazovanje u 2001.
- \*1173. Studenti u školskoj godini 2001./2002.
- \*1205. Visoko obrazovanje u 2002.
- \*1206. Studenti u školskoj godini 2002./2003.
- \*1239. Visoko obrazovanje u 2003.
- 1240. Studenti u školskoj godini 2003./2004.
- 1271. Visoko obrazovanje u 2004.
- \*1272. Studenti u akademskoj godini 2004./2005.
- \*1303. Visoko obrazovanje u 2005.
- 1304. Studenti u akademskoj godini 2005./2006.
- 1332. Visoko obrazovanje u 2006.
- 1333. Studenti u akademskoj godini 2006./2007.
- 1360. Visoko obrazovanje u 2007.
- 1361. Studenti u akademskoj godini 2007./2008.
- 1387. Visoko obrazovanje u 2008.
- 1388. Studenti u akademskoj godini 2008./2009.
- 1415. Visoko obrazovanje u 2009.
- 1416. Studenti u akademskoj godini 2009./2010.

- \*1142. *Higher Education, 2000*
- 1143. *Students, 2000/2001 School Year*
- 1172. *Higher Education, 2001*
- \*1173. *Students, 2001/2002 School Year*
- \*1205. *Higher Education, 2002*
- \*1206. *Students, 2002/2003 School Year*
- \*1239. *Higher Education, 2003*
- 1240. *Students, 2003/2004 School Year*
- 1271. *Higher Education, 2004*
- \*1272. *Students, 2004/2005 Academic Year*
- \*1303. *Higher Education, 2005*
- 1304. *Students, 2005/2006 Academic Year*
- 1332. *Higher Education, 2006*
- 1333. *Students, 2006/2007 Academic Year*
- 1360. *Higher Education, 2007*
- 1361. *Students, 2007/2008 Academic Year*
- 1387. *Higher Education, 2008*
- 1388. *Students, 2008/2009 Academic Year*
- 1415. *Higher Education, 2009*
- 1416. *Students, 2009/2010 Academic Year*

## II. STUDIJE I ANALIZE

- \*2. Dr. Zora Steinman  
Visoko školstvo u NR Hrvatskoj
- \*3. Dr. Zora Steinman  
Stvarno trajanje studija na fakultetima u NR Hrvatskoj
- \*21. Dr. Zora Steinman  
Razvoj redovnog školovanja u SR Hrvatskoj od šk. god. 1947/48. – 1962/63.
- \*24. Stojanka Ivković  
Stvarno trajanje studija na školama trećeg stupnja u SR Hrvatskoj 1956. – 1963.
- \*25. Dr. Zora Steinman  
Školovanje školskog i mlađeg radnog kontingenta stanovništva u SR Hrvatskoj 1952. – 1966.
- \*29. Dr. Zora Steinman - Stojanka Ivković  
Trajanje studija i tokovi školovanja studenata u školama III. stupnja u SR Hrvatskoj, razdoblje 1960 – 1967. god.
- \*38. Dr. Zora Steinman  
Metode projekcije završavanja školovanja

## II. STUDIES AND ANALYSES

- \*2. *Zora Steinman, DSc  
Higher Education in NR Croatia*
- \*3. *Zora Steinman, DSc  
Actual Duration of Study at Universities in NR Croatia*
- \*21. *Zora Steinman, DSc  
Regular Education Development in SR Croatia,  
School Years 1947/1948 – 1962/1963*
- \*24. *Stojanka Ivković  
Actual Study Duration at Third Level Schools in  
SR Croatia, 1956 – 1963*
- \*25. *Zora Steinman, DSc  
Education of School and Younger Working Population  
in SR Croatia, 1952 – 1966*
- \*29. *Zora Steinman, DSc - Stojanka Ivković  
Study Duration and Education Flows of Third Level  
School Students in SR Croatia, 1960 – 1967*
- \*38. *Zora Steinman, DSc  
Projection Methods of Completing of Education*

## III. METODOLOŠKE UPUTE

- \*40. Nacionalna standardna klasifikacija obrazovanja (NSKO)
- 56. Polja obrazovanja i usavršavanja – Priručnik (prijevod)

## III. METHODOLOGICAL GUIDELINES

- \*40. *National Standard Classification of Education (NSKO)*
- 56. *Eurostat Manual: "Fields of Education and Training" (translation)*

## IV. IZVANREDNA IZDANJA

Međunarodna standardna klasifikacija obrazovanja  
ISCED 1997.

## IV. SPECIAL EDITIONS

*International Standard Classification of Education,  
ISCED 1997*

\* Rasprodano

\* Sold out