



DRŽAVNI ZAVOD ZA STATISTIKU  
REPUBLIKE HRVATSKE  
CROATIAN BUREAU OF STATISTICS



**1522**

**Visoko obrazovanje u 2013.**

***Higher Education, 2013***

Statistička izvješća  
*Statistical Reports*

ISSN 1331 – 7784

Zagreb, 2014.





DRŽAVNI ZAVOD ZA STATISTIKU  
REPUBLIKE HRVATSKE  
CROATIAN BUREAU OF STATISTICS

# 1522 Visoko obrazovanje u 2013.

*Higher Education, 2013*

Statistička izvješća

*Statistical Reports*

ISSN 1331 – 7784

Zagreb, 2014.

Objavljuje i tiska Državni zavod za statistiku Republike Hrvatske, Zagreb, Ilica 3, p. p. 80.  
*Published and printed by the Croatian Bureau of Statistics, Zagreb, Ilica 3, P. O. B. 80*

Telefon/ Phone: +385 (0) 1 4806-111

Telefaks/ Fax: +385 (0) 1 4817-666

Elektronička pošta/ E-mail: ured@dzs.hr

Internetske stranice/ Web site: <http://www.dzs.hr>

Odgovara ravnatelj Marko Krištof.

*Person responsible: Marko Krištof, Director General*

Priredile:  
*Prepared by:* Matija Škegro Vdović, Suzana Stubičan Čelić, Marija Avilov

Redaktorica:  
*Sub-editors:* Dubravka Rogić-Hadžalić

Urednica:  
*Editor-in-Chief:* Ljiljana Ostroški

Lektorica za hrvatski jezik:  
*Language Editor for the Croatian Language:* Brigita Baričević Kolar

Prevoditeljica i lektorica za engleski jezik:  
*Translator and Language Editor for the English Language:* Gordana Štampar

Tehnička urednica:  
*Technical Editor:* Ankica Bajzek

Statistička izvješća  
*Statistical Reports* ISSN 1332-0297

**MOLIMO KORISNIKE DA PRI KORIŠTENJU PODATAKA NAVEDU IZVOR.**  
*USERS ARE KINDLY REQUESTED TO STATE THE SOURCE*

Tiskano u 30 primjeraka.  
*Printed in 30 copies*

Podaci iz ovih statističkih izvješća objavljuju se i na internetu.  
*Statistical Reports data are also published on the Internet.*

Služba za komunikaciju s korisnicima  
*User Communication Department*

- Informacije i korisnički zahtjevi  
*Information and user requests*

Telefon/ Phone:  
+385 (0) 1 4806-138, 4806-154, 4811-212  
Elektronička pošta/ E-mail:  
[stat.info@dzs.hr](mailto:stat.info@dzs.hr)  
Telefaks/ Fax:  
+385 (0) 1 4806-148, 4806-199

- Pretplata publikacija  
*Subscription*

Telefon/ Phone:  
+385 (0) 1 4814-791  
Elektronička pošta/ E-mail:  
[prodaja@dzs.hr](mailto:prodaja@dzs.hr)  
Telefaks/ Fax:  
+385 (0) 1 4806-148, 4806-199

- Novinarski upiti  
*Press corner*

Telefon/ Phone:  
+385 (0) 1 4806-121, 4806-196  
Elektronička pošta/ E-mail:  
[press@dzs.hr](mailto:press@dzs.hr)  
Telefaks/ Fax:  
+385 (0) 1 4806-148, 4806-199

## SADRŽAJ CONTENTS

UVOD INTRODUCTION .....	7
KRATICE I ZNAKOVI ABBREVIATIONS AND SYMBOLS .....	8
METODOLOŠKA OBJAŠNJENJA NOTES ON METHODOLOGY .....	9
KOMENTAR COMMENTARY .....	13
G-1. Studenti koji su diplomirali/završili sveučilišni ili stručni studij na visokim učilištima prema godinama života i spolu u 2013. <i>Students who graduated from university or completed professional study, by age and sex, 2013</i> .....	13
G-2. Magistri znanosti i sveučilišni specijalisti prema godinama života i spolu u 2013. <i>Masters of science and university specialists, by age and sex, 2013</i> .....	14
G-3. Doktori znanosti prema godinama života i spolu u 2013. <i>Doctors of science, by age and sex, 2013</i> .....	15
G-4. Nastavnici i suradnici u nastavi prema zvanju i spolu u akademskoj godini 2013./2014. <i>Academic staff, by university titles and sex, 2013/2014 academic year</i> .....	16
1. STUDENTI KOJI SU DIPLOMIRALI/ZAVRŠILI SVEUČILIŠNI ILI STRUČNI STUDIJ STUDENTS WHO GRADUATED FROM UNIVERSITY OR COMPLETED PROFESSIONAL STUDY.....	17
1.1. Studenti koji su diplomirali/završili sveučilišni ili stručni studij prema nazivu i mjestu visokog učilišta te načinu studiranja od 2009. do 2013. <i>Students who graduated from university or completed professional study, by name and location     of institution of higher education and mode of study, 2009 – 2013</i> .....	17
G-5. Studenti koji su diplomirali/završili sveučilišni ili stručni studij na visokim učilištima prema skupinama visokih učilišta i spolu u 2013. <i>Students who graduated from university or completed professional study,     by groups of institutions of higher education and sex, 2013</i> .....	24
1.2. Studenti koji su diplomirali/završili sveučilišni ili stručni studij prema nazivu i mjestu visokog učilišta te načinu studiranja i spolu u 2013. <i>Students who graduated from university or completed professional study, by name and location     of institution of higher education, mode of study and sex, 2013</i> .....	25
G-6. Studenti koji su diplomirali/završili sveučilišni ili stručni studij na visokim učilištima prema vrsti visokog učilišta u 2013. <i>Students who graduated from university or completed professional study, by type of institution, 2013</i> .....	32
1.3. Studenti koji su diplomirali/završili sveučilišni ili stručni studij prema sveučilištima, vrstama visokih učilišta, nazivu visokog učilišta te načinu studiranja i spolu u 2013. <i>Students who graduated from university or completed professional study, by universities, types of institutions     of higher education, name of institution of higher education mode of study and sex, 2013</i> .....	33
1.4. Studenti koji su diplomirali/završili sveučilišni ili stručni studij prema skupinama visokih učilišta, načinu studiranja, spolu te godinama provedenima na studiju od upisa do diplomiranja u 2013. <i>Students who graduated from university or completed professional study, by groups of institutions     of higher education, mode of study, sex and years of studying from enrolment to graduation, 2013</i> .....	42
1.5. Studenti koji su diplomirali/završili sveučilišni ili stručni studij prema skupinama visokih učilišta, godinama života i spolu u 2013. <i>Students who graduated from university or completed professional study, by groups of institutions     of higher education, age and sex, 2013</i> .....	44
1.6. Studenti koji su diplomirali/završili sveučilišni ili stručni studij prema skupinama visokih učilišta, vrsti studija i spolu u 2013. <i>Students who graduated from university or completed professional study, by groups of institutions     of higher education, type of study and sex, 2013</i> .....	45
1.7. Studenti koji su diplomirali/završili sveučilišni ili stručni studij prema skupinama visokih učilišta, vrsti studija, načinu studiranja i spolu u 2013. <i>Students who graduated from university or completed professional study, by groups of institutions     of higher education, type of study, mode of study and sex, 2013</i> .....	46
1.8. Studenti koji su diplomirali/završili sveučilišni ili stručni studij prema županiji i gradu/općini prebivališta, skupinama visokih učilišta te načinu studiranja i spolu u 2013. <i>Students who graduated from university or completed professional study, by county and town/municipality     of residence, groups of institutions of higher education, mode of study and sex, 2013</i> .....	49

2. MAGISTRI ZNANOSTI, MAGISTRI I SVEUČILIŠNI SPECIJALISTI MASTERS OF SCIENCE, MASTERS AND UNIVERSITY SPECIALISTS .....	62
2.1. Magistri znanosti, magistri i sveučilišni specijalisti prema znanstvenome i umjetničkom području i polju magistarskoga/specijalističkog rada te spolu od 2009. do 2013. <i>Masters of science, masters and university specialists, by scientific and artistic fields of their master's/specialist theses and sex, 2009 – 2013</i> .....	62
2.2. Magistri znanosti, magistri i sveučilišni specijalisti prema nazivu visokog učilišta na kojem su stekli akademski stupanj/naziv i spolu od 2009. do 2013. <i>Masters of science, masters and university specialists, by name of institution of higher education at which they obtained academic degree/title and sex, 2009 – 2013</i> .....	65
2.3. Magistri znanosti i sveučilišni specijalisti prema sveučilištu, nazivu i mjestu visokog učilišta na kojem su stekli akademski stupanj/naziv te prema znanstvenome i umjetničkom području magistarskoga/specijalističkog rada i spolu u 2013. <i>Masters of science and university specialists, by university, name and location of institution of higher education at which they obtained their degrees/titles, scientific and artistic filed of their master's/specialist theses and sex, 2013</i> .....	67
2.4. Magistri znanosti i sveučilišni specijalisti prema sveučilištu na kojem su stekli akademski stupanj/naziv, državi u kojoj su diplomirali te spolu u 2013. <i>Masters of science and university specialists, by university at which they obtained their academic degrees/titles, country in which they graduated and sex, 2013</i> .....	69
2.5. Magistri znanosti i sveučilišni specijalisti prema znanstvenome i umjetničkom području magistarskoga/specijalističkog rada, godinama života i spolu u 2013. <i>Masters of science and university specialists, by scientific and artistic field of their master's/specialist theses, age and sex, 2013</i> .....	69
G-7. Magistri znanosti i sveučilišni specijalisti prema znanstvenome i umjetničkom području magistarskoga/specijalističkog rada te spolu u 2013. <i>Masters of science and university specialists, by scientific and artistic field of master's/specialist theses and sex, 2013</i> .....	70
2.6. Magistri znanosti i sveučilišni specijalisti prema djelatnosti u kojoj obavljaju zanimanje, načinu plaćanja poslijediplomskog studija i spolu u 2013. <i>Masters of science and university specialists, by activity of employment, way of paying for postgraduate study and sex, 2013</i> .....	70
2.7. Magistri znanosti i sveučilišni specijalisti prema županiji, gradu/općini stalnog prebivališta i spolu u 2013. <i>Masters of science and university specialists, by county, town/municipality of usual residence and sex, 2013</i> .....	71
3. DOKTORI ZNANOSTI DOCTORS OF SCIENCE .....	76
3.1. Doktori znanosti prema znanstvenome i umjetničkom području i polju doktorske disertacije te spolu od 2009. do 2013. <i>Doctors of science, by scientific and artistic field of their doctor's dissertation and sex, 2009 – 2013</i> .....	76
3.2. Doktori znanosti prema nazivu i mjestu visokog učilišta na kojem su stekli akademski stupanj i spolu od 2009. do 2013. <i>Doctors of science, name and location of institution of higher education at which they obtained doctor's degree and sex, 2009 – 2013</i> .....	79
3.3. Doktori znanosti prema sveučilištu, nazivu i mjestu visokog učilišta na kojem su stekli akademski stupanj te znanstvenome i umjetničkom području doktorske disertacije i spolu u 2013. <i>Doctors of science, by university, name and location of institution of higher education at which they obtained doctor's degree, by scientific and artistic field of doctoral dissertation and by sex, 2013</i> .....	82
3.4. Doktori znanosti prema sveučilištu, postignutome magisteriju i državi u kojoj su magistrirali te spolu u 2013. <i>Doctors of science, by university, obtained master's degree, country of obtaining master's degree and sex, 2013</i> .....	85
3.5. Doktori znanosti prema znanstvenome i umjetničkom području doktorske disertacije, godinama života i spolu u 2013. <i>Doctors of science, by scientific and artistic field of doctoral dissertation, age and sex, 2013</i> .....	85
3.6. Doktori znanosti prema djelatnosti u kojoj obavljaju zanimanje, načinu plaćanja stjecanja doktorata i spolu u 2013. <i>Doctors of science, by activity of employment, way of paying for postgraduate doctoral study and sex, 2013</i> .....	86
G-8. Doktori znanosti prema znanstvenome i umjetničkom području doktorske disertacije i spolu u 2013. <i>Doctors of science, by scientific and artistic field of doctoral dissertation and sex, 2013</i> .....	86
3.7. Doktori znanosti prema županiji, gradu/općini stalnog prebivališta i spolu u 2013. <i>Doctors of science, by county, town/municipality of usual residence and sex, 2013</i> .....	87

4. NASTAVNICI I SURADNICI ACADEMIC STAFF .....	89
4.1. Nastavnici i suradnici u nastavi prema akademskom i stručnom nazivu i akademskom stupnju, spolu i vrsti ugovora u akademskoj godini 2013./2014. <i>Academic staff, by academic and professional title and academic degree, sex and type of contract, 2013/2014 academic year</i> .....	89
4.2. Nastavnici i suradnici u nastavi prema zvanju, vrsti zaposlenosti/angažiranosti i spolu u akademskoj godini 2013./2014. <i>Academic staff, by university titles, type of employment/engagement and sex, 2013/2014 academic year</i> .....	89
G-9. Nastavnici i suradnici u nastavi prema zvanju, zaposleni na temelju ugovora o radu i angažirani na temelju ugovora o djelu u akademskoj godini 2013./2014. <i>Academic staff, by university titles, working on employment contract and contractual agreement bases, 2013/2014 academic year</i> .....	90
4.3. Nastavnici i suradnici u nastavi zaposleni na temelju ugovora o radu prema vrsti radnog vremena i spolu te prema sveučilištima i vrstama visokih učilišta u akademskoj godini 2013./2014. <i>Academic staff working on employment contract basis, by type of working hours and sex and by universities and types of institutions of higher education, 2013/2014 academic year</i> .....	91
4.4. Nastavnici i suradnici u nastavi angažirani na temelju ugovora o djelu prema vrsti angažiranosti i spolu te prema sveučilištima i vrstama visokih učilišta u akademskoj godini 2013./2014. <i>Academic staff working on contractual agreement basis, by type of engagement and sex and by universities and types of institutions of higher education, 2013/2014 academic year</i> .....	92
4.5. Nastavnici i suradnici u nastavi prema zvanju, akademskom i stručnom nazivu i akademskom stupnju, vrsti radnog vremena i spolu u akademskoj godini 2013./2014. <i>Academic staff, by university titles, academic and professional title and academic degree, type of working hours and sex, 2013/2014 academic year</i> .....	93
4.6. Nastavnici i suradnici u nastavi prema skupinama, nazivu i mjestu visokog učilišta, zvanju i akademskom nazivu i stupnju u akademskoj godini 2013./2014. <i>Academic staff, by groups, name and location of institutions of higher education, university titles and academic title/degree, 2013/2014 academic year</i> .....	95
4.7. Nastavnici i suradnici u nastavi visokih učilišta prema statusu ustanove, vrsti radnog vremena, spolu i zvanju u akademskoj godini 2013./2014. <i>Academic staff, by status of institution of higher education, working hours, sex and university titles, 2013/2014 academic year</i> .....	106
4.8. Nastavnici i suradnici u nastavi visokih učilišta prema spolu i dobnim skupinama u akademskoj godini 2013./2014. <i>Academic staff at institutions of higher education, by sex and age groups, 2013/2014 academic year</i> .....	113
G-10. Nastavnici i suradnici u nastavi prema godinama života i spolu u akademskoj godini 2013./2014. <i>Academic staff, by age and sex, 2013/2014 academic year</i> .....	113
 OBJAVLJENE PUBLIKACIJE IZ PODRUČJA STATISTIKE VISOKOG OBRAZOVANJA RELEASED PUBLICATIONS ON HIGHER EDUCATION STATISTICS .....	 115



## UVOD

Statistička izvješća Državnog zavoda za statistiku publikacije su s opširnim podacima iz različitih područja statističkih istraživanja, a svako sadržava cjelovit pregled podataka jednoga statističkog istraživanja ili više njih.

Serijska publikacija Statistička izvješća nastavak je serije Dokumentacije, koja se do 1965. objavljivala povremeno, i to kao Bilteni, Publikacije i Saopćenja. Od 1965. objavljuje se redovito, a od 1997. nosi sadašnje ime.

Statistička izvješća Visoko obrazovanje redovito se objavljuju svake godine. Podaci iz djelatnosti visokog obrazovanja prikupljaju se od visokih učilišta.

Podaci iz statistike visokog obrazovanja objavljuju se još u Priopćenjima, Statističkim informacijama, i Statističkom ljetopisu.

Statistička izvješća sadržavaju uvod, metodološka objašnjenja, komentar, tablični pregled i grafikone.

Na kraju Statističkih izvješća objavljuje se popis objavljenih publikacija iz obrađenog područja.

## INTRODUCTION

*Statistical reports of the Croatian Bureau of Statistics are publications offering detailed data from various areas of statistical surveys, each of them containing complete data of one or several statistical surveys.*

*The series entitled the Statistical Reports is a continuation of the series under the heading Documentations, which was published periodically as Bulletins, Publications and Releases until 1965. Since 1965, it has been published regularly and, since 1997, it has been published under the present heading.*

*The Statistical Reports entitled Higher Education are published regularly every year. Data on higher education activities are collected from institutions of higher education.*

*Data on higher education statistics are also published in the First Release, the Statistical Information and the Statistical Yearbook.*

*The Statistical Reports contain introduction, notes on methodology, commentary, tables and graphs*

*At the end of the Statistical Reports, the list of issued publications from surveyed area is published.*

## KRATICE

BiH	Bosna i Hercegovina
ECTS	europski sustav prijenosa bodova
FTE	ekvivalent punoga radnog vremena
NN	Narodne novine

## ABBREVIATIONS

<i>ECTS</i>	<i>European Credit Transfer and Accumulation System</i>
<i>FTE</i>	<i>full-time equivalent</i>
<i>ISCED</i>	<i>International Standard Classification of Education</i>
<i>NN</i>	<i>Narodne novine, official gazette of the Republic of Croatia</i>

## ZNAKOVI

-	nema pojave
---	-------------

## SYMBOLS

-	<i>no occurrence</i>
---	----------------------

## METODOLOŠKA OBJAŠNJENJA

### Izvori i metode prikupljanja podataka

Podaci o visokom obrazovanju prikupljaju se od visokih učilišta u Republici Hrvatskoj. Podaci o studentima koji su diplomirali/završili sveučilišni ili stručni studij, magistrima znanosti ili umjetnosti, magistrima, sveučilišnim specijalistima i doktorima znanosti prikupljaju se individualnim upitnicima (Statistički list za studente koji su diplomirali/ završili sveučilišni ili stručni studij (obrazac ŠV-50), Statistički list za sveučilišne specijaliste (obrazac ŠV-80) te Statistički list za doktore znanosti (obrazac ŠV-70), koje ispunjavaju svi studenti pri diplomiranju/završetku studija, magistri znanosti ili umjetnosti, magistri, sveučilišni specijalisti te doktori znanosti pri stjecanju akademskog naziva ili akademskog stupnja. Podaci se odnose na kalendarsku godinu.

Podaci o nastavnicima i suradnicima u nastavi na visokim učilištima prikupljaju se Godišnjim izvještajem o nastavnom osoblju visokih učilišta, na obrascu ŠV-60, koji ispunjavaju visoka učilišta na početku akademske godine. Podaci odgovaraju stanju na dan 31. listopada.

### Obuhvat i usporedivost

Statističkim istraživanjem obuhvaćeni su studenti koji su završili studij na visokim učilištima na teritoriju Republike Hrvatske prema predbolonjskom programu i oni koji su završili studij prema bolonjskom programu. Podaci su usporedivi s podacima iz prethodnih godina.

### Definicije i objašnjenja

**Visoko obrazovanje** provodi se kroz sveučilišne i stručne studije.

**Visoka učilišta** jesu sveučilište te fakultet, umjetnička akademija, odjel i institut u njegovu sastavu, veleučilište i visoka škola.

Visoka učilišta mogu biti javna i privatna.

**Sveučilište** je ustanova koja osniva i provodi sveučilišne studije u najmanje dva znanstvena ili umjetnička područja u većem broju polja te interdisciplinarnu studiju kao autonomni i integrirani proces, neposredno ili putem svojih fakulteta, umjetničkih akademija i odjela.

Sastavnice sveučilišta jesu fakulteti, umjetničke akademije, odjeli i instituti te druge sastavnice u skladu sa zakonom. Sveučilište i njegove sastavnice mogu izvoditi i stručne studije.

**Fakultet** je visoko učilište koje kao sastavnica sveučilišta ustrojava i izvodi sveučilišne studije te razvija znanstveni i stručni rad u jednome ili više znanstvenih i stručnih polja, a može izvoditi i stručne studije.

**Umjetnička akademija** jest visoko učilište koje kao sastavnica sveučilišta ustrojava i izvodi sveučilišne umjetničke studije te razvija vrhunsko stvaralaštvo i znanstvenoistraživačku djelatnost u području umjetnosti, a može izvoditi i stručne studije.

**Sveučilišni odjel** osniva se kao sastavnica sveučilišta koja sudjeluje u izvedbi studijskih programa te razvija znanstveni, umjetnički i stručni rad u jednome znanstvenom polju ili interdisciplinarnome znanstvenom području te sudjeluje u izvedbi studija.

## NOTES ON METHODOLOGY

### Sources and methods of data collection

Data on the higher education are collected from institutions of higher education in the Republic of Croatia. Data on students who graduated from university or completed professional study, masters of science or masters of arts, masters, university specialists and doctors of science are collected through individual questionnaires: the Statistical Sheet for Students Who Graduated from University or Completed Professional Study (ŠV-50 form), the Statistical Sheet for University Specialists (ŠV-80 form) and the Statistical Sheet for Doctors of Science (ŠV-70 form), which are filled in by students who are about to graduate/complete their study and by masters of science or masters of arts, masters, university specialists and doctors of science who are about to achieve their academic title or academic degree. Data relate to the calendar year.

Data on academic staff in institutions of higher education are collected on the Annual Report on Academic Staff in Institutions of Higher Education (ŠV-60 form), filled in by institutions of higher education at the beginning of an academic year. The data refer to the situation as on 31 October.

### Coverage and comparability

The statistical survey covers students who graduated from institutions of higher education on the territory of the Republic of Croatia. It includes both students who graduated according to the pre-Bologna programme and those who graduated according to the Bologna programme. Data are comparable to those from previous years.

### Definitions and explanations

**Higher (tertiary) education** is carried out through university and professional studies.

**Institutions of higher education** are universities as well as faculties, art academies, departments and institutes as their component part, polytechnics and schools of professional higher education.

Institutions of higher education can be public and private.

**University** is an institution of higher education that establishes and conducts university and interdisciplinary studies in at least two areas of scientific or artistic activities in a number of fields as an autonomous and integrated process, indirectly or through its faculties, art academies and departments.

University comprises the following: faculties, art academies, departments and institutes and other units according to law. Professional studies can also be taught at universities and their units.

**Faculty** is an institution of higher education, a component part of a university, where university studies are organised and conducted and where scientific and professional work in one or more scientific or professional fields are developed. Professional studies can also be conducted there.

**Art academies** is an institution of higher education, a component part of a university, where artistic studies are organised and conducted and where top artistic endeavours and scientific and research activity in the field of art are nourished. Professional studies can also be conducted there.

**University department** is a component part of a university, where university courses are taught and where scientific, artistic or professional work in a particular field of science or an interdisciplinary area is developed.

**Veleučilište i visoka škola** jesu ustanove koje ustrojavaju i izvode stručne studije. Veleučilište je visoka škola koja izvodi barem tri različita studija iz barem tri različita polja i visoke škole ne mogu biti njezine sastavnice. Visoke škole koje imaju dopusnicu Ministarstva znanosti, obrazovanja i sporta mogu iznimno provoditi i sveučilišni studij.

**Sveučilišni studij** osposobljava studente za obavljanje poslova u znanosti i visokom obrazovanju, poslovnom svijetu, javnom sektoru i društvu općenito te ih osposobljava za razvoj i primjenu znanstvenih i stručnih dostignuća. Sveučilišni studiji ustrojavaju se i izvode na sveučilištu.

Sveučilišno obrazovanje obuhvaća preddiplomski, diplomski i poslijediplomski studij. U skladu s europskim sustavom prijenosa bodova (ECTS), jednom godinom studija po pravilu se stječe 60 ECTS bodova.

Preddiplomski sveučilišni studij po pravilu traje od tri do četiri godine i njime se stječe od 180 do 240 ECTS bodova. Preddiplomski studij završava polaganjem svih ispita te, ovisno o studijskom programu, izradom završnog rada i/ili polaganjem završnog ispita u skladu sa studijskim programom. Osposobljava studente za diplomski studij te im daje mogućnost zapošljavanja na određenim područjima. Završetkom preddiplomskoga sveučilišnog studija stječe se naziv sveučilišni prvostupnik/prvostupnica (baccalaureus/baccalaurea) uz naznaku struke. Iznimno, završetkom preddiplomskoga sveučilišnog studija u znanstvenom području tehničkih znanosti, osoba stječe akademski naziv sveučilišni prvostupnik/prvostupnica (baccalaureus/baccalaurea) inženjer/inženjerka uz naznaku struke (Zakon o akademskim i stručnim nazivima i akademskom stupnju; NN, br. 107/07. i 118/12.).

Diplomski sveučilišni studij traje po pravilu od jedne do dvije godine. Njime se stječe od 60 do 120 ECTS bodova te ukupan broj bodova koji se stječu na preddiplomskom i diplomskom studiju iznosi najmanje 300 ECTS bodova. Diplomski studij završava polaganjem svih ispita, izradom diplomskog rada i polaganjem diplomskog ispita u skladu sa studijskim programom.

Završetkom preddiplomskoga i diplomskoga sveučilišnog studija ili integriranoga preddiplomskoga i diplomskoga sveučilišnog studija čijim se završetkom stječe najmanje 300 ECTS bodova osoba stječe akademski naziv magistar/magistra uz naznaku struke. Iznimno, završetkom preddiplomskoga i diplomskoga sveučilišnog studija ili integriranoga preddiplomskoga i diplomskoga sveučilišnog studija iz područja tehničkih znanosti osoba stječe akademski naziv magistar inženjer odnosno magistra inženjerka uz naznaku struke i iznimno završetkom diplomskoga sveučilišnog studija medicine, stomatologije ili veterine osoba stječe akademski naziv doktor odnosno doktorica uz naznaku struke (Zakon o akademskim i stručnim nazivima i akademskom stupnju; NN, br. 107/07. i 118/12.).

**Stručni studij** pruža studentima primjerenu razinu znanja i vještina koje omogućuju obavljanje stručnih zanimanja i osposobljava ih za neposredno uključivanje u radni proces. Stručni studiji provode se na visokoj školi ili veleučilištu, a mogu se provoditi i na sveučilištu u skladu sa Zakonom o znanstvenoj djelatnosti i visokom obrazovanju (NN, br. 123/03., 105/04., 174/04., 46/07., 63/11., 94/13. i 139/13.).

Stručni studiji traju od dvije do tri godine. Završetkom tih studija stječe se od 120 do 180 ECTS bodova. Iznimno stručni studij može trajati četiri godine i takvim studijem stječe se 240 ECTS bodova. Stručni studij završava polaganjem svih ispita. Studijskim programom može se predvidjeti i polaganje završnog ispita i/ili izrada završnog rada.

**Polytechnic and school of professional higher education** are institutions that establish and conduct professional studies. Polytechnic is a school of higher education that conducts at least three different studies in at least three different fields and cannot have schools of professional higher education as its component parts. Schools of higher education that hold the accreditation of the Ministry of Science, Education and Sports may exceptionally conduct university studies.

**University studies** prepare students for performing work in science and higher education, in business, public sector and society in general and also prepares them for the development and application of scientific and professional findings. The university studies are organised and conducted at universities.

University education comprises undergraduate, graduate and postgraduate studies. In accordance with the European Credit Transfer and Accumulation System (ECTS), 60 ECTS credits measure the workload of a full-time student during one academic year.

Undergraduate university study normally lasts for three to four years and students earn from 180 to 240 ECTS credits. Undergraduate study is considered completed upon passing all the examinations and, depending on the programme of study, producing the final paper and/or passing the final examination according to the programme of study. It enables students to continue their studies at a graduate university study or to enter the labour market. Upon completion, students are awarded an academic title of baccalaureus or baccalaurea with a reference to a specialisation. Exceptionally, upon completion of the undergraduate university study in engineering, students are awarded an academic title of baccalaureus or baccalaurea in engineering with a reference to specialisation (the Act on Academic and Professional Titles and the Academic Degree, NN, Nos 107/07 and 118/12).

As a rule, the specialist graduate professional study lasts for one or two years. Students earn 60 to 120 ECTS credits, which comes to the total of at least 300 ECTS credits earned on undergraduate and graduate studies. A graduate study is considered completed upon passing all examinations, producing a diploma paper and passing a diploma examination according to the programme of study.

Upon completion of a specialist undergraduate and graduate professional study or an integrated specialist graduate professional and undergraduate university study, earning at least 300 ECTS credits, students are awarded an academic title baccalaureus/baccalaurea with the reference to a specialisation. Exceptionally, upon completion of the specialist undergraduate and graduate university study or the integrated undergraduate and graduate university study in engineering, students are awarded an academic title of master in engineering, with the reference to a specialisation. Also, upon completion of the specialist graduate professional study of medicine, dental medicine or veterinary medicine, students are awarded an academic title of doctor with the reference to a specialisation (the Act on Academic and Professional titles and the Academic Degree, NN, Nos 107/07 and 118/12).

**Professional study** provides students with an adequate level of knowledge and skills that enable performance of professional occupations and prepares them for direct entry into labour market. Professional studies are conducted at schools of professional higher education or at polytechnics according to the Act on Scientific Activity and Higher Education (NN, Nos 123/03, 105/04, 174/04, 46/07, 63/11, 94/13 and 139/13).

Professional study lasts two to three years. Upon completion of these studies students earn 120 to 180 ECTS credits. Exceptionally, professional study may last up to four years and students earn up to 240 ECTS credits. Professional study is considered completed upon passing all the examinations. Passing of the final examination and/or producing the final paper may also be provided by the programme of study.

Završetkom stručnog studija u trajanju kraćem od tri godine čijim se završetkom stječe manje od 180 ECTS bodova osoba stječe stručni naziv stručni pristupnik odnosno stručna pristupnica uz naznaku struke. Završetkom stručnog studija u trajanju od najmanje tri godine čijim se završetkom stječe najmanje 180 ili više ECTS bodova osoba stječe stručni naziv stručni prvostupnik (baccalaureus) odnosno stručna prvostupnica (baccalaurea) uz naznaku struke. Iznimno završetkom stručnog studija u znanstvenom području tehničkih znanosti osoba stječe stručni naziv stručni prvostupnik (baccalaureus) inženjer odnosno stručna prvostupnica (baccalaurea) inženjerka uz naznaku struke (Zakon o akademskim i stručnim nazivima i akademskom stupnju; NN, br. 107/07. i 118/12.).

Veleučilišta ili visoke škole mogu organizirati specijalistički diplomski stručni studij u trajanju od jedne do dvije godine za osobe koje su završile stručni studij ili preddiplomski sveučilišni studij.

Završetkom specijalističkoga diplomskoga stručnog studija koji traje od jedne do dvije godine čijim se završetkom po pravilu stječe od 60 do 120 ECTS bodova te završava polaganjem svih ispita, izradom završnog rada i/ili polaganjem odgovarajućega završnog ispita u skladu sa studijskim programom, osoba stječe stručni naziv stručni specijalist odnosno stručna specijalistica uz naznaku struke ili dijela struke u skladu s nazivom studijskog programa. Iznimno završetkom specijalističkoga diplomskoga stručnog studija iz područja tehničkih znanosti osoba stječe stručni naziv stručni specijalist inženjer odnosno stručna specijalistica inženjerka uz naznaku struke ili dijela struke u skladu s nazivom studijskog programa. Iznimno završetkom specijalističkoga diplomskoga stručnog studija u medicini, stomatologiji i veterini osoba stječe stručni naziv diplomirani odnosno diplomirana uz naznaku struke ili dijela struke u skladu s nazivom studijskog programa (Zakon o akademskim i stručnim nazivima i akademskom stupnju; NN, br. 107/07. i 118/12.).

**Poslijediplomski sveučilišni studij** može upisati osoba koja je završila odgovarajući diplomski studij. Po pravilu traje tri godine i njegovim se završetkom stječe 180 ECTS bodova, a završava se polaganjem svih ispita, izradom i javnom obranom znanstvenoga ili umjetničkoga doktorskoga rada (disertacije) te se stječe akademski stupanj doktora znanosti ili doktora umjetnosti. Sveučilište može propisati i druge uvjete za upis poslijediplomskog studija.

**Poslijediplomski specijalistički studij** može upisati osoba koja je završila odgovarajući diplomski studij. Traje jednu do dvije godine, stječe se po pravilu od 60 do 180 ECTS bodova i završava polaganjem svih ispita, izradom završnog rada i/ili polaganjem odgovarajućega završnog ispita u skladu sa studijskim programom. Stječe se akademski naziv sveučilišni specijalist odnosno sveučilišna specijalistica uz naznaku struke ili dijela struke u skladu s nazivom studijskog programa.

Osobe koje su upisale dodiplomski i poslijediplomski magistarski ili doktorski studij prije ustrojavanja preddiplomskih i poslijediplomskih studija u skladu s odredbama Zakona o znanstvenoj djelatnosti i visokom obrazovanju (NN, br. 123/03., 105/04., 174/04., 46/07., 63/11., 94/13. i 139/13.) imaju pravo dovršiti studij prema nastavnom programu i uvjetima koji su vrijedili pri upisu u prvu godinu studija te steći odgovarajući akademski naziv/stupanj prema propisima koji su vrijedili prije stupanja na snagu Zakona.

**Diplomirani studenti** su studenti koji su diplomirali/završili sveučilišni ili stručni studij, a mogu biti redoviti ili izvanredni.

**Magistar** jest osoba koja je završila poslijediplomski stručni studij i obranila stručni ili umjetnički rad i/ili položila završni ispit.

*Upon completion of professional study lasting shorter than three years and less than 180 ECTS credits, students are awarded a relevant professional title pursuant to a special law. Upon completion of professional study lasting at least three years and with 180 ECTS credits, students are awarded a relevant professional title of professional baccalaureus or baccalaurea (prvostupnik or prvostupnica) with a reference to a specialisation. Exceptionally, upon completion of the professional study in engineering, students are awarded an academic title of baccalaureus or baccalaurea (prvostupnik/prvostupnica) in engineering with a reference to specialisation (The Act on Academic and Professional Titles and the Academic Degree, NN, Nos 107/07 and 118/12).*

*Polytechnics or schools of professional higher education can organise a specialist graduate professional study lasting one or two years for persons who completed a professional study or an undergraduate university study.*

*Upon completion of specialist graduate professional study that lasts one to two years by passing all the examinations, producing the diploma paper and passing the diploma examination according to the programme of study and with 60 to 120 ECTS credits, students are awarded an academic title of professional specialist with a reference to a specialisation or a part of specialisation, depending on the programme. Exceptionally, upon completion of specialist graduate professional study in engineering, students are awarded an academic title of professional specialist in engineering with the reference to a specialisation or part of specialisation, depending on the programme. Exceptionally, upon completion of specialist graduate professional study of medicine, dental medicine or veterinary medicine, students are awarded an academic title of graduated, with the reference to a specialisation or part of specialisation, depending on the programme (the Act on Academic and Professional Titles and the Academic Degree, NN, Nos 107/07 and 118/12).*

*Postgraduate university study may be enrolled upon the completion of graduate university study. It lasts as a rule for three years and by its completion 180 ECTS credits are earned. It is considered completed upon passing all the examinations, producing and defending in public the scientific or artistic doctoral dissertation and the academic degree of Doctor of Science (DSc) or Doctor of Arts (Dr. Art.) is awarded. The university may determine other conditions for the enrolment on the postgraduate study.*

*Postgraduate specialist study may be enrolled upon the completion of graduate university study. It lasts for one to two years and by its completion 60 to 180 ECTS credits are earned. It is considered completed upon passing all the examinations, producing the final paper and passing the final examination according to the programme of study. Upon the completion, a specialist title for a particular area (Spec.) shall be awarded.*

*Persons who enrolled on undergraduate an postgraduate master's or doctoral study before establishing of undergraduate and postgraduate studies according to the Act on Scientific Activity and Higher Education (NN, Nos 123/03, 105/04, 174/04, 46/07, 63/11, 94/13 and 139/13) have the right to complete their studies according to the educational programme and under conditions that were in force at the time of their enrolment and to be awarded by an appropriate academic title/degree, according to the regulations that were in force prior to the entry into force of this Act.*

**Graduated students** are students who graduated from a university or completed a professional study There are full-time and part-time students.

**Master** is a person who completed a postgraduate professional and defended a professional or artistic paper and/or passed an appropriate final exam.

**Magistar znanosti / magistar umjetnosti** jest osoba koja je završila poslijediplomski znanstveni/umjetnički studij i obranila magistarski rad.

**Sveučilišni specijalist** jest osoba koja je završila poslijediplomski specijalistički studij i položila završni rad i/ili ispit.

**Doktor znanosti** jest osoba koja je završila poslijediplomski studij i obranila doktorsku disertaciju.

**Doktorske disertacije, magistarski i specijalistički radovi** klasificiraju se prema Pravilniku o znanstvenim i umjetničkim područjima, poljima i granama (NN, br. 118/09., 82/12. i 32/13).

**Nastavnici i suradnici** koji izvode nastavu na visokim učilištima jesu: redoviti profesor, izvanredni profesor, docent, profesor visoke škole, predavač, viši predavač, viši lektor, lektor, viši umjetnički suradnik, umjetnički suradnik, viši asistent, asistent, viši stručni suradnik, stručni suradnik, stručni savjetnik i gostujući profesor ili nastavnik.

**Znanstveno-nastavna zvanja i umjetničko-nastavna zvanja** jesu: redoviti profesor, izvanredni profesor i docent.

**Nastavna zvanja** jesu: profesor visoke škole, viši predavač, predavač, viši lektor, lektor, viši umjetnički suradnik i umjetnički suradnik.

**Suradnička zvanja** jesu: viši asistent i asistent.

**Stručna zvanja** jesu: viši stručni suradnik, stručni suradnik i stručni savjetnik.

**Gostujući profesori ili nastavnici** jesu osobe (znanstvenici, umjetnici ili stručnjaci) koje mogu provoditi nastavu na visokim učilištima bez obveze sklapanja ugovora o radu, a u skladu s odredbama statuta i bez izbora u znanstveno-nastavno zvanje.

Na visokim učilištima na kojima se studira glazba nastavnici se biraju i u zvanje višega umjetničkog suradnika i umjetničkog suradnika, a na visokim učilištima na kojima se kao glavni predmet studiraju strani jezici, nastavnici se biraju i u zvanje višeg lektora i lektora.

Ukupan broj nastavnika nije stvarni broj osoba; broj nastavnika zaposlenih/angažiranih s punim radnim vremenom odgovara stvarnom broju osoba, a broj osoba zaposlenih/angažiranih s kraćim od punoga radnog vremena manji je od prikazanog broja jer ista osoba može raditi na nekoliko visokih učilišta s kraćim od punoga radnog vremena.

**Ekvivalent punoga radnog vremena (FTE)** iskazuje se u čovjek/godinama, a predstavlja vrijeme koje je zaposleni radio, kao udio punoga radnog vremena.

## Teritorijalni ustroj

Podaci po županijama prikazani su na temelju Zakona o područjima županija, gradova i općina u Republici Hrvatskoj (NN, br. 86/06., 125/06., 16/07., 46/10., 145/10., 37/13., 44/13. i 45/13.), sa stanjem 31. prosinca 2013.

**Master of Science (MSc)/Master of Arts** is a person who completed a postgraduate scientific/artistic study leading to the master's degree and defended a master's thesis.

**University Specialist (Spec.)** is a person who completed a university postgraduate specialist study, prepared a final work and/or passed an appropriate final exam.

**Doctor of Science (DSc)** is a person who completed a postgraduate study and defended a doctoral dissertation.

**Doctor's dissertations as well as master's and specialist theses** are classified according to the Ordinance on Scientific and Artistic Areas, Fields and Branches (NN, Nos 118/09, 82/12 and 32/13).

**Academic staff teaching at institutions of higher education** consists of full professor, associate professor, assistant professor, college professor, senior lecturer, senior language instructor, language instructor, senior artistic associate, artistic associate, senior assistant, assistant, senior professional associate, professional associate, professional adviser, visiting professor or teacher.

**Scientific/educational titles and artistic/educational titles** are full professor, associate professor and assistant professor.

**Educational titles** are college professor, lecturer, senior lecturer, senior language instructor, language instructor, senior artistic associate, and artistic associate.

**Associate titles** are senior assistant and assistant.

**Professional titles** are senior professional associate, professional associate and professional adviser.

**Visiting professors or lecturers** are persons (scientists, artists or specialists) who may teach at higher education institutions without obligation of concluding an employment contract with them, in conformity with the provisions of the statute and without being elected to the scientific/educational title.

At higher education institutions for musical study, teachers are elected to the senior artistic associate and artistic associate title, and at higher education institutions for language studies, teachers are elected to senior language instructor and language instructor title.

The total number of lecturers does not correspond to the actual number of physical persons; the number of teachers presented as full-time equivalent would correspond to the actual number of physical persons, and the number of persons employed/engaged part-time is less than presented because the same physical person can work part-time at several institutions of higher education.

**Full-time equivalent (FTE)** is expressed in person-years and presents time as a share of full working time in which persons in employment are engaged in work.

## Territorial constitution

Data by counties is shown by the Act on Areas of Counties, Towns and Municipalities in the Republic of Croatia (NN, Nos 86/06, 125/06, 16/07, 46/10, 145/10, 37/1, 44/13 and 45/13), with situation as on 31 December 2013.

## KOMENTAR

Tijekom 2013. na visokim učilištima Republike Hrvatske diplomirala su 35 252 studenta. Od ukupnog broja studenata koji su diplomirali 73,8% su redoviti studenti, a 26,2% su izvanredni studenti. Od redovitih studenata, 67,5% studenata studiralo je uz subvenciju troškova školarine, a 32,5% studenata je samo plaćalo školarinu. Udio studentica koje su diplomirale u 2013. jest 58,9%.

Od ukupnog broja studenata koji su diplomirali, na veleučilištima je diplomiralo 13,8% studenata, na visokim školama 7,5%, na fakultetima 76,9% (od toga na stručnom studiju 14,1%, a na sveučilišnom studiju 85,9% studenata), dok je na umjetničkim akademijama diplomiralo 1,8% studenata.

S obzirom na godine života, 18,7% studenata koji su diplomirali u 2013. pripada dobnoj skupini od 21 i manje godina života, 44,6% dobnoj skupini od 22 do 24 godine, 18,5% dobnoj skupini od 25 do 27 godina, 6,4% dobnoj skupini od 28 do 30 godina, 3,9% dobnoj skupini od 31 do 33 godine, 2,6% dobnoj skupini od 34 do 36 godina, 1,9% dobnoj skupini od 37 do 39 godina, a 3,4% dobnoj skupini 40 i više godina.

Od ukupnog broja studenata, njih 6,5% diplomiralo je prema predbolonjskom programu, dok je 93,5% studenata diplomiralo prema bolonjskom programu.

Prema bolonjskom programu, najviše studenata diplomiralo je na sveučilišnome preddiplomskom studiju, njih 31,2%, na sveučilišnome diplomskom studiju 28,3%, na stručnom studiju 26,2%, na integriranome preddiplomskom i diplomskom studiju 7,5% studenata, a na specijalističkome diplomskom stručnom studiju diplomiralo je 6,8%.

## COMMENTARY

During 2013, there were 35 252 students who graduated from institutions of higher education. Out of the total number of graduated students, 73.8% were full-time and 26.2% part-time ones. Out of the full-time students, 67.5% were those whose tuition fees were subsidised, while the rest of 32.5% self-financed tuition fees. The share of female students who graduated in 2013 was 58.9%.

Out of the total number of students who graduated in 2013, 13.8% graduated from polytechnics, 7.5% from schools of professional higher education, 76.9% from faculties (out of which 14.1% from professional studies and 85.9% from university studies) and 1.8% from art academies.

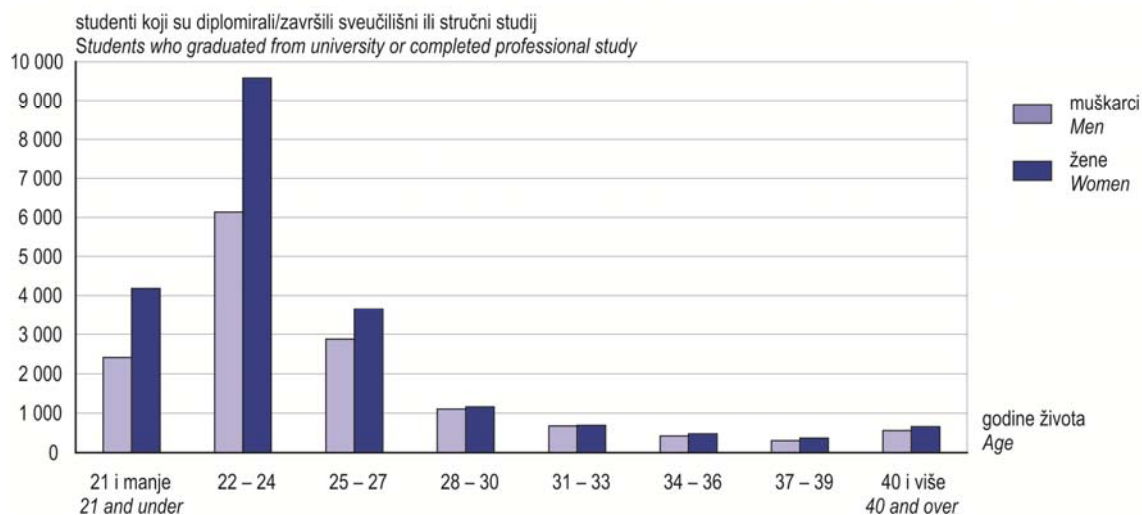
Regarding their age, 18.7% of students who graduated in 2013 were 21 years of age and less, 44.6% were in the 22 to 24 age group, 18.5% were in the 25 to 27 age group, 6.4% were in the 28 to 30 age group, 3.9% were in the 31 to 33 age group, 2.6% were in the 34 to 36 age group, 1.9% were in 37 to 39 age group and 3.4% were in the 40-and-over age group.

Out of the total number of students, 6.5% of them graduated according to the pre-Bologna programme and 93.5% according to the Bologna programme.

According to the Bologna programme, the largest number of students, 31.2% of them, graduated from an undergraduate university study, followed by 28.3% from a graduate university study, 26.2% from a professional study, 7.5% from an integrated undergraduate and graduate study and 6.8% from a specialist professional graduate study.

### G-1. STUDENTI KOJI SU DIPLOMIRALI/ZAVRŠILI SVEUČILIŠNI ILI STRUČNI STUDIJ NA VISOKIM UČILIŠTIMA PREMA GODINAMA ŽIVOTA I SPOLU U 2013.

STUDENTS WHO GRADUATED FROM UNIVERSITY OR COMPLETED PROFESSIONAL STUDY, BY AGE AND SEX, 2013



Završetkom poslijediplomskog studija prema starome ili novome studijskom programu u 2013. godini od ukupno 775 kandidata, akademski naziv sveučilišni specijalist steklo je 90,8% kandidata, a akademski naziv magistar znanosti 9,2% kandidata. Udio žena iznosi 57,9%.

Na Sveučilištu u Zagrebu magistriralo je ili završilo poslijediplomski sveučilišni specijalistički studij 78,1% kandidata, na Sveučilištu u Osijeku 8,9%, na Sveučilištu u Splitu 5,5%, na Sveučilištu u Rijeci 5,2%, na Sveučilištu u Zadru 1,4%, a na Sveučilištu u Puli – Pola 0,9%.

U 2013. najveći broj magistarskih, stručnih ili specijalističkih radova je iz područja Društvene znanosti (61,6%), slijedi područje Biomedicina i zdravstvo (24,5%), područje Tehničke znanosti (7,7%), područje Biotehničke znanosti (3,1%), područje Humanističke znanosti (1,9%) i područje Prirodne znanosti (0,8%). Najmanje magistarskih radova je iz područja Interdisciplinarna područja znanosti (0,4%)

Prosječna starost magistara znanosti, magistara i sveučilišnih specijalista jest 36,9 godina, a modalna je skupina (s najvećom frekvencijom) od 30 do 34 godina. Žene su u prosjeku mlađe (35 godina) od muškaraca (39 godina).

Najveći broj kandidata zaposlen je u djelatnosti Javna uprava i obrana; obvezno socijalno osiguranje (16,0%), zatim u djelatnostima Stručne, znanstvene i tehničke djelatnosti (15,9%), Financijske djelatnosti i djelatnosti osiguranja (11,0%), Prerađivačka industrija (9,3%), Zdravstvena zaštita i socijalna skrb (9,0%), Obrazovanje (7,4%) te Informacije i komunikacije (5,7%). U ostalim djelatnostima zaposleno je 18,1% kandidata, dok ih je 7,6% nezaposleno.

Od ukupnog broja kandidata, 97,7% ih je prethodno diplomiralo u Republici Hrvatskoj, a 2,3% izvan nje.

Udio kandidata koji su sami platili troškove studija jest 59,5%, za 36,9% troškove je platio poslodavac, za 0,6% troškove je platilo Ministarstvo znanosti, obrazovanja i sporta, a 3,0% pripada kategoriji ostalo.

*In 2013, by completing the postgraduate study according to either pre-Bologna or Bologna programme, out of the total of 775 candidates, 90.8% attained the title of university specialist and 9.2% attained the academic title of master of science. The share of women was 57.9%.*

*At the University of Zagreb, 78.1% of all candidates defended a master's thesis or completed a postgraduate specialist study, followed by 8.9% at the University of Osijek, 5.5% at the University of Split, 5.2% at the University of Rijeka, 1.4% at the University of Zadar and 0.9% at the University of Pula – Pola.*

*In 2013, the greatest number of master's and specialist theses was written in the field of Social sciences (61.6%), followed by Biomedicine and health (24.5%), Engineering (7.7%), Biotechnical sciences (3.1%), Humanities (1.9%) and Life sciences (0.8%). The lowest number of master's theses was written in the Interdisciplinary fields (0.4%).*

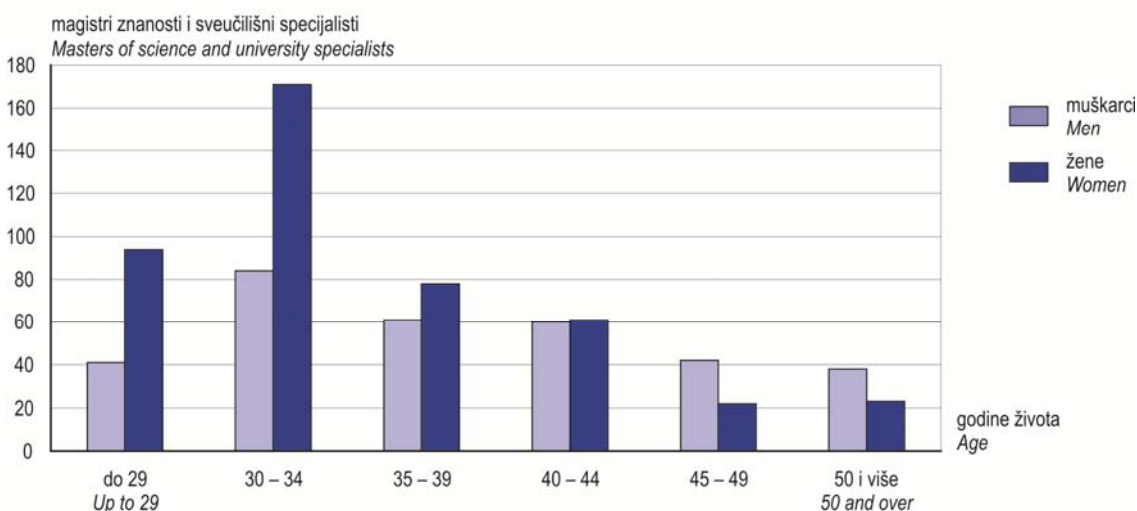
*The average age of masters of science, masters and university specialists was 36.9 years, while the age in the modal group (with the highest frequency) ranged between 30 and 34. At the average, women were younger (35 years) than men (39 years).*

*The greatest number of candidates was employed in Public administration and defence; compulsory social security (16.0%), followed by Professional scientific and technical activities (15.9%), Financial and insurance activities (11.0%), Manufacturing (9.3%), Human health and social welfare (9.0%), Education (7.4%) and Information and communication (5.7%). There were 18.1% of candidates employed in other activities, while 7.6% were unemployed.*

*Out of the total number of candidates, 97.7% of them previously graduated in the Republic of Croatia, while 2.3% of them graduated outside the Republic of Croatia.*

*The share of candidates who paid the costs of the postgraduate study leading to the master's degree themselves was 59.5%, employers paid for 36.9% of them and the Ministry of Science, Education and Sports paid for 0.6% of candidates, while 3.0% belonged to the category Other.*

**G-2. MAGISTRI ZNANOSTI I SVEUČILIŠNI SPECIJALISTI PREMA GODINAMA ŽIVOTA I SPOLU U 2013.**  
**MASTERS OF SCIENCE AND UNIVERSITY SPECIALISTS, BY AGE AND SEX, 2013**



Od ukupno 830 doktora znanosti u 2013., na Sveučilištu u Zagrebu doktoriralo je 70,0% kandidata, na Sveučilištu u Osijeku 13,4%, na Sveučilištu u Splitu 10,0%, na Sveučilištu u Rijeci 4,0%, na Sveučilištu u Zadru 2,5%, a na Sveučilištu u Puli – Pola 0,1% kandidata. Udio žena doktora znanosti jest 54,7%.

*In 2013, out of the total of 830 graduated doctors of science, 70.0% of them obtained their degree at the University of Zagreb, 13.4% at the University of Osijek, 10.0% at the University of Split, 4.0% at the University of Rijeka, 2.5% at the University of Zadar and 0.1% at the University of Pula – Pola. The share of female doctors of science was 54.7%.*

U 2013. najveći je broj doktorskih disertacija iz područja biomedicine i zdravstva s 25,4%, slijedi područje društvenih znanosti i iznosi 21,6%, područje tehničkih znanosti s 18,4%, područje humanističkih znanosti s 14,5%, područje prirodnih znanosti s 11,4%, područje biotehničkih znanosti s 7,2%, interdisciplinarno područje znanosti s 1,0%, a najmanje je doktorskih disertacija iz umjetničkoga područja, tj. 0,5%.

*The largest number of doctoral dissertations in 2013 was defended in biomedicine and health (25.4%), followed by the fields of social sciences (21.6%), engineering (18.4%), humanities (14.5%), life sciences (11.4%), biotechnical sciences (7.2%) and interdisciplinary fields of science (1.0%), while the smallest number was defended in the artistic field (0.5%).*

Prosječna starost doktora znanosti jest 37,0 godina, dok je modalna grupa (s najvećom frekvencijom) od 30 do 34 godine. Žene su u prosjeku nešto mlađe (36,5 godina) od muškaraca (37,6 godine).

*The average age of graduated doctors of science was 37.0 years, while the modal group (with the highest frequency) consisted of persons aged 30 to 34. On the average, women were somewhat younger (36.5 years) than men (37.6 years).*

Akademski stupanj magistra znanosti steklo je 18,6% doktora znanosti. Od ukupnog broja doktora znanosti koji su prije toga stekli akademski stupanj magistra znanosti, 85,7% magistriralo je u Republici Hrvatskoj, a 14,3% izvan nje.

*There were 18.6% of doctors of science that have already obtained a master's degree. Out of the total number of doctors of science who have already obtained a master's degree, 85.7% obtained it in the Republic of Croatia and 14.3% abroad.*

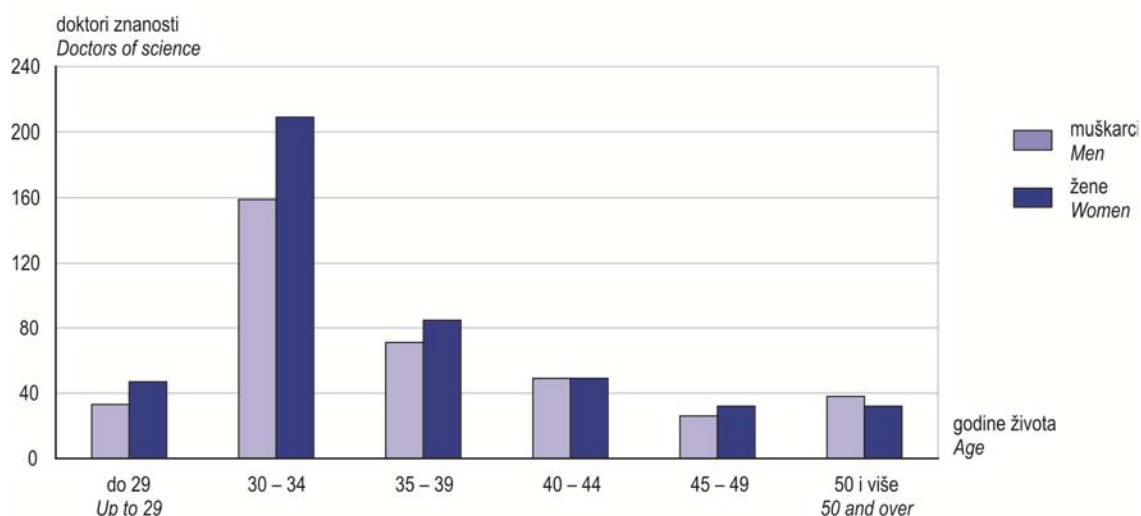
Najveći broj doktora znanosti zaposlen je u djelatnosti obrazovanja (52,4%), u djelatnosti zdravstvene zaštite i socijalne skrbi zaposleno ih je 20,0%, u stručnim, znanstvenim i tehničkim djelatnostima zaposleno ih je 15,7%, u djelatnosti javne uprave i obrane; obveznoga socijalnog osiguranja zaposleno ih je 2,4%. U ostalim djelatnostima zaposleno je 6,7% doktora znanosti, dok je 2,8% doktora znanosti nezaposleno.

*The largest number of graduated doctors of science was employed in the following activities: 52.4% in education, 20.0% in human health and social welfare, 15.7% in professional, scientific and technical activities and 2.4% in public administration and defence; compulsory social security. There were 6.7% of doctors of science employed in other activities, while 2.8% of them were unemployed.*

Troškove doktorskog studija i postupka stjecanja doktorata za 39,6% doktora znanosti platio je poslodavac, za 30,6% platilo je Ministarstvo znanosti, obrazovanja i sporta, 26,9% doktora znanosti sami su platili studij, a 2,9% pripada kategoriji ostalo.

*Costs of the postgraduate university studies leading to a doctoral degree and proceedings for obtaining the doctoral degree were paid by an employer for 39.6% of doctors of science, the Ministry of Science, Education and Sports paid for 30.6% of doctors of science, 26.9% of doctors of science paid on their own and 2.9% belonged to the category Other.*

**G-3. DOKTORI ZNANOSTI PREMA GODINAMA ŽIVOTA I SPOLU U 2013.**  
*DOCTORS OF SCIENCE, BY AGE AND SEX, 2013*



U akademskoj godini 2013./2014. na visokim učilištima zaposleno je na temelju ugovora o radu ili angažirano na temelju ugovora o djelu 16 842 nastavnika i suradnika u nastavi. Iskazan ekvivalentom pune zaposlenosti/angažiranosti, ukupan broj nastavnika i suradnika u nastavi jest 11 987. Od toga je 83,1% udio nastavnika i suradnika u nastavi koji predaju na temelju ugovora o radu, a 16,9% udio nastavnika i suradnika u nastavi koji predaju na temelju ugovora o djelu.

Od ukupnog broja nastavnika i suradnika u nastavi zaposlenih na temelju ugovora o radu, 61,2% jesu doktori znanosti, a 12,7% magistri znanosti i magistri/specijalisti. Udio žena zaposlenih na temelju ugovora o radu jest 48,5% (od toga je udio žena s doktoratom 56,7%, a udio žena magistara znanosti i magistara/specijalista jest 13,2%).

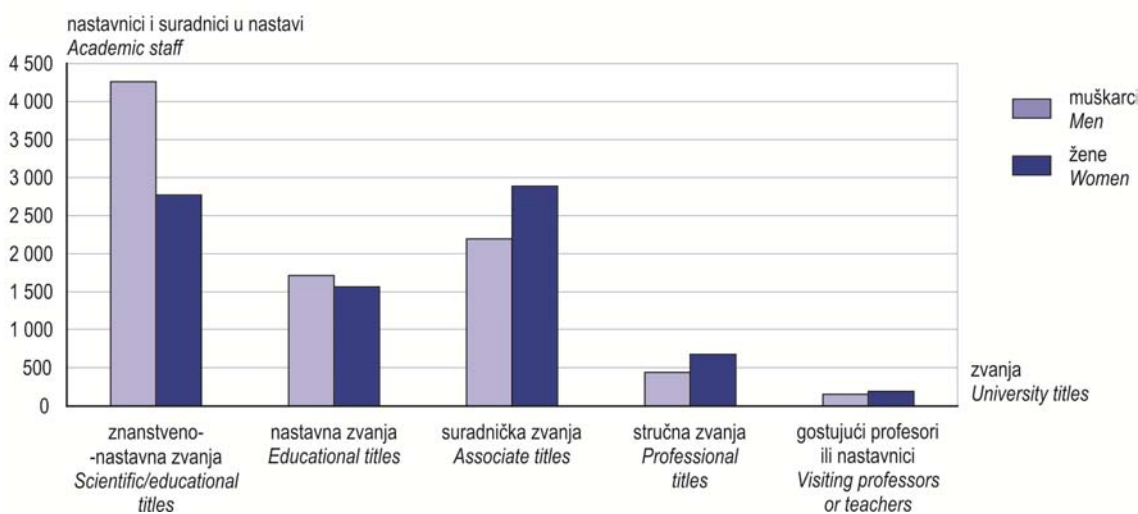
Od ukupnog broja nastavnika i suradnika u nastavi angažiranih na temelju ugovora o djelu 47,3% jesu žene. Među nastavnicima i suradnicima u nastavi angažiranim na temelju ugovora o djelu 39,8% ima doktora znanosti (udio žena s doktoratom jest 31,2%), a udio magistara znanosti i magistara/specijalista jest 22,6% (udio žena jest 22,8%).

*In the 2013/2014 academic year, there were 16 842 members of academic staff working at institutions of higher education on employment contract or contractual agreement basis. Expressed by the full-time equivalent, the total number of members of academic staff amounted to 11 987, out of which the share of those working on the employment contract basis was 83.1% and of those working on the contractual agreement basis was 16.9%.*

*Out of the total number of academic staff working on the employment contract basis, there were 61.2% of doctors of science and 12.7% of masters of science and masters/specialists. The share of women in the total number of academic staff working on the employment contract basis was 48.5% (the share of women holding a degree of doctor of science was 56.7%, while 13.2% of women held a degree of masters of science and masters/specialists).*

*The share of women in the total number of academic staff working on the contractual agreement basis was 47.3%. There were 39.8% of doctors of science among academic staff working on the contractual agreement basis (the share of women holding a degree of doctor of science was 31.2%), and 22.6% of masters of science and masters/specialists (the share of women was 22.8%).*

**G-4. NASTAVNICI I SURADNICI U NASTAVI PREMA ZVANJU I SPOLU U AKADEMSKOJ GODINI 2013./2014.**  
ACADEMIC STAFF, BY UNIVERSITY TITLES AND SEX, 2013/2014 ACADEMIC YEAR



**1. STUDENTI KOJI SU DIPLOMIRALI/ZAVRŠILI SVEUČILIŠNI ILI STRUČNI STUDIJ**  
**STUDENTS WHO GRADUATED FROM UNIVERSITY OR COMPLETED PROFESSIONAL STUDY**

**1.1. STUDENTI KOJI SU DIPLOMIRALI/ZAVRŠILI SVEUČILIŠNI ILI STRUČNI STUDIJ PREMA NAZIVU I MJESTU VISOKOG UČILIŠTA  
 TE NAČINU STUDIRANJA OD 2009. DO 2013.**

*STUDENTS WHO GRADUATED FROM UNIVERSITY OR COMPLETED PROFESSIONAL STUDY, BY NAME AND LOCATION  
 OF INSTITUTION OF HIGHER EDUCATION AND MODE OF STUDY, 2009 – 2013*

	2009.		2010.		2011.		2012.		2013.	
	ukupno Total	redoviti Full-time	ukupno Total	redoviti Full-time	ukupno Total	redoviti Full-time	ukupno Total	redoviti Full-time	ukupno Total	redoviti Full-time
Visoka učilišta <i>Institutions of higher education</i>	30 156	22 280	32 378	24 351	36 488	27 316	36 964	27 791	35 252	26 030
Veleučilišta <i>Polytechnics</i>	3 226	1 989	3 310	1 800	4 558	2 432	4 764	2 633	4 882	2 537
Međimursko veleučilište u Čakovcu <i>Polytechnic of Međimurje in Čakovec</i>	-	-	-	-	19	14	77	40	99	61
Veleučilište Nikola Tesla u Gospiću <i>Polytechnic Nikola Tesla in Gospić</i>	23	10	61	35	72	40	95	55	94	45
Veleučilište u Karlovcu <i>Polytechnic in Karlovac</i>	223	116	265	138	336	159	376	172	319	160
Veleučilište u Kninu <i>Polytechnic in Knin</i>	41	33	27	17	74	46	63	53	42	34
Veleučilište Hrvatsko zagorje u Krapini <i>Polytechnic Hrvatsko Zagorje in Krapina</i>	-	-	-	-	-	-	-	-	34	23
Veleučilište u Požezi <i>Polytechnic in Požega</i>	230	132	226	137	243	91	278	93	241	102
Veleučilište u Rijeci <i>Polytechnic in Rijeka</i>	300	99	447	168	452	198	646	271	697	271
Veleučilište u Slavonskom Brodu <i>Polytechnic in Slavonski Brod</i>	43	28	117	71	150	86	151	85	177	108
Veleučilište u Šibeniku <i>Polytechnic in Šibenik</i>	202	99	203	115	230	116	197	120	175	124
Veleučilište u Varaždinu <i>Polytechnic in Varaždin</i>	59	46	136	97	226	166	326	195	250	85
Veleučilište u Velikoj Gorici <i>Polytechnic in Velika Gorica</i>	120	50	193	73	182	64	129	29	415	148
Veleučilište Lavoslav Ružička u Vukovaru <i>Polytechnic Lavoslav Ružička in Vukovar</i>	63	61	144	106	169	106	194	123	234	128
Društveno veleučilište u Zagrebu <i>Social Polytechnic in Zagreb</i>	272	98	314	80	352	72	67	4	-	-
Tehničko veleučilište u Zagrebu <i>Technical Polytechnic in Zagreb</i>	816	566	429	171	774	501	978	671	903	577
Zdravstveno veleučilište u Zagrebu <i>University of Applied Health Studies in Zagreb</i>	604	444	525	408	900	475	799	423	807	351
Veleučilište Vern, Zagreb <i>Polytechnic Vern, Zagreb</i>	230	207	223	184	379	298	388	299	395	320
Visoke škole <i>Schools of professional higher education</i>	1 937	666	1 768	824	2 146	860	2 354	1 107	2 641	1 280
Visoka tehnička škola, Bjelovar <i>Faculty of Polytechnic, Bjelovar</i>	-	-	-	-	33	14	58	14	77	39
Politehnika Pula, Visoka tehničko-poslovna škola, Pula – Pola <i>Polytechnic Pula – College of Applied Sciences, Pula – Pola</i>	48	17	40	19	37	16	56	24	14	4
Visoka politehnička škola, Zagreb <i>College of Polytechnic, Zagreb</i>	-	-	-	-	1	-	-	-	-	-
Visoka škola za primijenjeno računalstvo, Zagreb <i>University College for Applied Computer Engineering, Zagreb</i>	-	-	-	-	-	-	33	10	15	8

**1.1. STUDENTI KOJI SU DIPLOMIRALI/ZAVRŠILI SVEUČILIŠNI ILI STRUČNI STUDIJ PREMA NAZIVU I MJESTU VISOKOG UČILIŠTA TE NAČINU STUDIRANJA OD 2009. DO 2013.**

*STUDENTS WHO GRADUATED FROM UNIVERSITY OR COMPLETED PROFESSIONAL STUDY, BY NAME AND LOCATION OF INSTITUTION OF HIGHER EDUCATION AND MODE OF STUDY, 2009 – 2013*

(nastavak)  
(continued)

	2009.		2010.		2011.		2012.		2013.	
	ukupno Total	redoviti Full-time	ukupno Total	redoviti Full-time	ukupno Total	redoviti Full-time	ukupno Total	redoviti Full-time	ukupno Total	redoviti Full-time
Visoka škola za sigurnost, Zagreb <i>School of Professional Higher Education in Safety, Zagreb</i>	272	21	278	-	426	-	242	-	249	-
Visoko gospodarsko učilište, Križevci <i>School of Professional Higher Education in Agriculture, Križevci</i>	71	50	87	51	108	46	136	63	110	53
Američka visoka škola za management i tehnologiju, Dubrovnik <i>American College of Management and Technology, Dubrovnik</i>	94	94	119	119	108	108	70	70	81	81
Visoka poslovna škola, Višnjan <i>Business School, Višnjan</i>	-	-	17	12	32	14	34	9	20	3
Zagrebačka škola za menadžment, Zagreb <i>Zagreb School of Management, Zagreb</i>	90	45	91	64	-	-	-	-	-	-
Visoka škola za poslovanje i upravljanje, Zaprešić <i>School of Professional Higher Education for Business and Management, Zaprešić</i>	335	120	386	164	445	176	591	258	689	299
Zagrebačka škola ekonomije i managementa, Zagreb <i>Zagreb School of Economics and Management, Zagreb</i>	193	174	166	147	228	209	317	280	353	296
Visoka škola tržišnih komunikacija Agora, Zagreb <i>College of Market Communications Agora, Zagreb</i>	30	30	32	32	35	35	41	28	60	47
Visoka poslovna škola Minerva, Dugopolje <i>Minerva Business College, Dugopolje</i>	-	-	-	-	5	1	25	19	19	17
Visoka poslovna škola Libertas, Zagreb <i>Libertas Business College, Zagreb</i>	126	63	150	84	170	103	210	118	290	158
Visoka poslovna škola Utilus, Zagreb <i>Business School for Tourism and Hotel Management Utilus, Zagreb</i>	10	8	12	10	17	13	37	31	-	-
RRiF Visoka škola za financijski menadžment, Zagreb <i>RRiF School of Professional Higher Education for Financial Management, Zagreb</i>	6	3	30	8	19	-	9	7	18	6
Međunarodna diplomatska škola za poslovno upravljanje, Zagreb <i>International Graduate Business School, Zagreb</i>	12	10	5	5	8	8	4	-	6	-
Visoka poslovna škola Zagreb, Zagreb <i>Business School of Professional Higher Education Zagreb, Zagreb</i>	70	14	50	19	104	40	112	59	133	58
Visoka poslovna škola Par, Rijeka <i>Business School Par, Rijeka</i>	-	-	-	-	-	-	17	9	6	1
Visoka škola za menadžment u turizmu i informatici, Virovitica <i>School of Professional Higher Education for Management in Tourism and Informatics, Virovitica</i>	-	-	73	46	91	54	91	51	92	51
Visoka škola za informacijske tehnologije, Zagreb <i>School of Professional Higher Education for Information Technologies, Zagreb</i>	-	-	-	-	73	23	28	10	45	11
Visoka škola za odnose s javnošću i studij medija Kairos, Zagreb <i>College for Public Relations and Media Studies Kairos, Zagreb</i>	-	-	-	-	-	-	46	15	34	21
Visoka škola za menadžment i dizajn Aspira, Split <i>College of Management and Design Aspira, Split</i>	-	-	-	-	-	-	13	7	10	10
Visoka policijska škola, Zagreb <i>Police Academy, Zagreb</i>	580	17	209	32	206	-	131	-	136	-
Visoka škola Nikola Šubić Zrinski, Zagreb <i>University College Nikola Zrinski, Zagreb</i>	-	-	-	-	-	-	-	-	31	16

**1.1. STUDENTI KOJI SU DIPLOMIRALI/ZAVRŠILI SVEUČILIŠNI ILI STRUČNI STUDIJ PREMA NAZIVU I MJESTU VISOKOG UČILIŠTA TE NAČINU STUDIRANJA OD 2009. DO 2013.**

*STUDENTS WHO GRADUATED FROM UNIVERSITY OR COMPLETED PROFESSIONAL STUDY, BY NAME AND LOCATION OF INSTITUTION OF HIGHER EDUCATION AND MODE OF STUDY, 2009 – 2013*

(nastavak)  
(continued)

	2009.		2010.		2011.		2012.		2013.	
	ukupno Total	redoviti Full-time	ukupno Total	redoviti Full-time	ukupno Total	redoviti Full-time	ukupno Total	redoviti Full-time	ukupno Total	redoviti Full-time
Visoka škola međunarodnih odnosa i diplomacije Dag Hammarskjöld <sup>1)</sup> , Zagreb <i>Dag Hammarskjöld University College of International Relations and Diplomacy, Zagreb</i>	-	-	-	-	-	-	-	-	82	68
Visoko učilište Effectus – Visoka škola za financije i pravo, Zagreb <i>University College Effectus – College for Law and Finance, Zagreb</i>	-	-	-	-	-	-	-	-	25	6
Adventističko teološko visoko učilište, Maruševec <sup>1)</sup> <i>Faculty of Adventist Theology, Zagreb<sup>1)</sup></i>	-	-	-	-	-	-	-	-	1	-
Visoko evanđeosko teološko učilište, Osijek <i>Evangelical Theological Seminary, Osijek</i>	-	-	23	12	-	-	53	25	22	4
Teološki fakultet Matija Vlačić Ilirik, Zagreb <sup>1)</sup> <i>Theological Faculty Matija Vlačić Ilirik, Zagreb<sup>1)</sup></i>	-	-	-	-	-	-	-	-	23	23
<b>Fakulteti Faculties</b>	<b>24 527</b>	<b>19 159</b>	<b>26 662</b>	<b>21 089</b>	<b>29 089</b>	<b>23 329</b>	<b>29 157</b>	<b>23 362</b>	<b>27 115</b>	<b>21 600</b>
<b>Stručni studij Professional study</b>	<b>4 742</b>	<b>2 203</b>	<b>4 621</b>	<b>2 186</b>	<b>4 449</b>	<b>1 863</b>	<b>4 439</b>	<b>2 055</b>	<b>3 829</b>	<b>1 707</b>
Građevinski fakultet, Osijek <i>Faculty of Civil Engineering, Osijek</i>	33	21	41	23	50	28	75	31	67	27
Građevinski fakultet, Rijeka <i>Faculty of Civil Engineering, Rijeka</i>	58	39	56	19	39	16	60	12	56	4
Građevinski fakultet, Zagreb <i>Faculty of Civil Engineering, Zagreb</i>	-	-	-	-	-	-	-	-	5	5
Fakultet građevinarstva, arhitekture i geodezije, Split <i>Faculty of Civil Engineering, Architecture and Geodesy, Split</i>	48	48	37	37	89	89	74	74	52	52
Strojarski fakultet, Slavonski Brod <i>Faculty of Mechanical Engineering, Slavonski Brod</i>	28	13	9	5	8	3	6	-	1	-
Tehnički fakultet, Rijeka <i>Faculty of Engineering, Rijeka</i>	68	45	79	50	40	22	67	57	55	41
Geotehnički fakultet, Varaždin <i>Faculty of Geotechnical Engineering, Varaždin</i>	-	-	-	-	3	3	3	3	-	-
Fakultet elektrotehnike, strojarstva i brodogradnje, Split <i>Faculty of Electrical Engineering, Mechanical Engineering and Naval Architecture, Split</i>	91	91	89	89	100	100	119	119	72	72
Elektrotehnički fakultet, Osijek <i>Faculty of Electrical Engineering, Osijek</i>	80	70	116	96	113	101	143	121	124	103
Kemijsko-tehnološki fakultet, Split <i>Faculty of Chemistry and Technology, Split</i>	28	28	35	35	22	22	32	32	9	9
Tekstilno-tehnološki fakultet, Zagreb <i>Faculty of Textile Technology, Zagreb</i>	46	46	47	47	53	53	25	25	18	16
Pomorski fakultet, Rijeka <i>Faculty of Maritime Studies, Rijeka</i>	98	64	69	47	15	5	9	4	2	2
Pomorski fakultet, Split <i>Faculty of Maritime Studies, Split</i>	132	66	102	40	107	51	52	16	32	18
Medicinski fakultet, Osijek <i>Faculty of Medicine, Osijek</i>	78	78	69	69	61	61	83	83	39	39
Medicinski fakultet, Rijeka <i>Faculty of Medicine, Rijeka</i>	106	78	154	101	123	72	129	112	183	98

1) Do 2013. prikazuju se u fakultetima.

1) Until 2013, they were presented under Faculties.

**1.1. STUDENTI KOJI SU DIPLOMIRALI/ZAVRŠILI SVEUČILIŠNI ILI STRUČNI STUDIJ PREMA NAZIVU I MJESTU VISOKOG UČILIŠTA TE NAČINU STUDIRANJA OD 2009. DO 2013.**

*STUDENTS WHO GRADUATED FROM UNIVERSITY OR COMPLETED PROFESSIONAL STUDY, BY NAME AND LOCATION OF INSTITUTION OF HIGHER EDUCATION AND MODE OF STUDY, 2009 – 2013*

(nastavak)  
(continued)

	2009.		2010.		2011.		2012.		2013.	
	ukupno Total	redoviti Full-time	ukupno Total	redoviti Full-time	ukupno Total	redoviti Full-time	ukupno Total	redoviti Full-time	ukupno Total	redoviti Full-time
Medicinski fakultet, Split <i>Faculty of Medicine, Split</i>	101	101	102	102	68	68	90	90	90	90
Poljoprivredni fakultet, Osijek <i>Faculty of Agriculture, Osijek</i>	56	35	49	26	49	27	48	30	51	35
Šumarski fakultet, Zagreb <i>Faculty of Forestry, Zagreb</i>	4	4	23	23	-	-	-	-	-	-
Ekonomski fakultet, Osijek <i>Faculty of Economics, Osijek</i>	299	70	303	53	245	47	260	64	172	59
Ekonomski fakultet, Rijeka <i>Faculty of Economics, Rijeka</i>	49	1	49	6	-	-	-	-	-	-
Ekonomski fakultet, Split <i>Faculty of Economics, Split</i>	549	167	548	333	642	285	500	250	398	224
Ekonomski fakultet, Zagreb <i>Faculty of Economics, Zagreb</i>	319	105	320	87	323	94	200	62	172	53
Fakultet za menadžment u turizmu i ugostiteljstvu, Opatija <i>Faculty of Tourism and Hospitality Management, Opatija</i>	243	53	240	60	227	72	244	78	186	77
Fakultet organizacije i informatike, Varaždin <i>Faculty of Organisation and Informatics, Varaždin</i>	89	9	114	3	127	1	50	11	74	11
Pravni fakultet, Osijek <i>Faculty of Law, Osijek</i>	92	31	82	44	88	47	197	34	157	47
Pravni fakultet, Rijeka <i>Faculty of Law, Rijeka</i>	19	11	16	3	32	21	57	34	61	18
Pravni fakultet, Split <i>Faculty of Law, Split</i>	211	43	174	48	360	64	316	66	282	74
Pravni fakultet, Zagreb <i>Faculty of Law, Zagreb</i>	-	-	-	-	-	-	147	80	90	40
Filozofski fakultet, Rijeka <i>Faculty of Philosophy, Rijeka</i>	1	1	-	-	-	-	-	-	-	-
Filozofski fakultet, Split <i>Faculty of Philosophy, Split</i>	78	67	77	64	58	54	47	42	38	37
Učiteljski fakultet, Osijek <i>Faculty of Teacher Education, Osijek</i>	127	127	101	98	-	-	69	69	6	4
Učiteljski fakultet, Rijeka <i>Faculty of Teacher Education, Rijeka</i>	23	23	114	71	101	44	30	9	4	-
Učiteljski fakultet, Zagreb <i>Faculty of Teacher Education, Zagreb</i>	685	426	454	256	414	187	522	189	441	164
Kineziološki fakultet, Split <i>Faculty of Kinesiology, Split</i>	-	-	-	-	-	-	-	-	14	-
Kineziološki fakultet, Zagreb <i>Faculty of Kinesiology, Zagreb</i>	68	3	-	-	-	-	-	-	123	-
Stručni odjel Sveučilišta u Dubrovniku <i>Professional Department of University of Dubrovnik</i>	68	11	132	8	3	-	16	-	42	-
Stručni odjeli Sveučilišta u Puli – Pola <i>Professional Department of University of Pula – Pola</i>	104	52	27	5	108	52	44	24	4	1
Sveučilišni studijski centar za stručne studije, Split <i>University Department for Professional Courses of Study, Split</i>	572	98	571	112	663	97	616	158	576	192
Stručni odjel Sveučilišta u Zadru <i>Professional Department of University of Zadar</i>	73	62	172	97	95	60	108	75	95	70
Katolički bogoslovni fakultet, Zagreb – Institut za teološku kulturu <i>Catholic Theological Faculty, Zagreb – Institute for Theological Culture</i>	18	16	36	29	23	17	-	-	-	-

**1.1. STUDENTI KOJI SU DIPLOMIRALI/ZAVRŠILI SVEUČILIŠNI ILI STRUČNI STUDIJ PREMA NAZIVU I MJESTU VISOKOG UČILIŠTA TE NAČINU STUDIRANJA OD 2009. DO 2013.**

*STUDENTS WHO GRADUATED FROM UNIVERSITY OR COMPLETED PROFESSIONAL STUDY, BY NAME AND LOCATION OF INSTITUTION OF HIGHER EDUCATION AND MODE OF STUDY, 2009 – 2013*

(nastavak)  
(continued)

	2009.		2010.		2011.		2012.		2013.	
	ukupno Total	redoviti Full-time	ukupno Total	redoviti Full-time	ukupno Total	redoviti Full-time	ukupno Total	redoviti Full-time	ukupno Total	redoviti Full-time
Visoka vjeroučiteljska škola, Maruševec – adventistička <i>Catechetical School, Maruševec – Adventist</i>	-	-	14	-	-	-	-	-	-	-
Filozofsko-teološki institut Družbe Isusove, Zagreb <i>Institute of Philosophy of the society of Jesus, Zagreb</i>	-	-	-	-	-	-	1	1	-	-
Katehetski institut Katoličkog bogoslovnog fakulteta, Zagreb <i>Catechetical Institute of the Catholic Theological Faculty, Zagreb</i>	-	-	-	-	-	-	-	-	38	25
Sveučilišni studij <i>University study</i>	19 785	16 956	22 041	18 903	24 640	21 466	24 718	21 307	23 286	19 893
Prirodoslovno-matematički fakultet, Zagreb <i>Faculty of Science, Zagreb</i>	1 039	1 039	981	981	1 016	1 016	907	907	934	934
Prirodoslovno-matematički fakultet, Split <i>Faculty of Science, Split</i>	124	124	139	139	144	144	145	145	123	123
Odjel za biologiju Sveučilišta u Osijeku <i>Department of Biology of University of Osijek</i>	49	49	64	64	-	-	28	28	29	29
Odjel za matematiku Sveučilišta u Osijeku <i>Department of Mathematics of University of Osijek</i>	70	70	83	83	71	71	78	78	72	72
Odjel za fiziku Sveučilišta u Osijeku <i>Department of Physics of University of Osijek</i>	31	31	21	21	36	36	24	24	29	29
Odjel za kemiju Sveučilišta u Osijeku <i>Department of Chemistry of University of Osijek</i>	-	-	4	4	-	-	-	-	-	-
Odjel za biotehnologiju Sveučilišta u Rijeci <i>Department of Biotechnology of University of Rijeka</i>	-	-	-	-	-	-	35	35	36	36
Odjel za matematiku Sveučilišta u Rijeci <i>Department of Mathematics of University of Rijeka</i>	8	8	18	18	12	12	37	37	17	17
Odjel za fiziku Sveučilišta u Rijeci <i>Department of Physics of University of Rijeka</i>	8	8	4	4	4	4	8	8	8	8
Odjel za informatiku Sveučilišta u Rijeci <i>Department of Informatics of University of Rijeka</i>	13	13	25	25	27	27	43	43	38	38
Arhitektonski fakultet, Zagreb <i>Faculty of Architecture, Zagreb</i>	179	179	268	268	383	382	274	274	303	303
Građevinski fakultet, Osijek <i>Faculty of Civil Engineering, Osijek</i>	135	133	122	122	152	152	159	159	192	192
Građevinski fakultet, Rijeka <i>Faculty of Civil Engineering, Rijeka</i>	113	113	148	148	184	184	189	189	133	133
Građevinski fakultet, Zagreb <i>Faculty of Civil Engineering, Zagreb</i>	348	348	436	436	448	448	442	442	416	416
Fakultet građevinarstva, arhitekture i geodezije, Split <i>Faculty of Civil Engineering, Architecture and Geodesy, Split</i>	73	73	40	40	223	223	249	249	184	184
Geodetski fakultet, Zagreb <i>Faculty of Geodesy, Zagreb</i>	177	166	177	171	210	209	225	223	199	199
Geotehnički fakultet, Varaždin <i>Faculty of Geotechnical Engineering, Varaždin</i>	47	47	53	53	74	74	50	50	38	38
Grafički fakultet, Zagreb <i>Faculty of Graphic Arts, Zagreb</i>	204	199	198	196	198	185	228	220	292	277
Strojarski fakultet, Slavonski Brod <i>Faculty of Mechanical Engineering, Slavonski Brod</i>	66	45	89	73	95	76	92	64	179	117
Fakultet strojarstva i brodogradnje, Zagreb <i>Faculty of Mechanical Engineering and Naval Architecture, Zagreb</i>	377	377	302	302	504	503	496	496	373	373

**1.1. STUDENTI KOJI SU DIPLOMIRALI/ZAVRŠILI SVEUČILIŠNI ILI STRUČNI STUDIJ PREMA NAZIVU I MJESTU VISOKOG UČILIŠTA TE NAČINU STUDIRANJA OD 2009. DO 2013.**

STUDENTS WHO GRADUATED FROM UNIVERSITY OR COMPLETED PROFESSIONAL STUDY, BY NAME AND LOCATION OF INSTITUTION OF HIGHER EDUCATION AND MODE OF STUDY, 2009 – 2013

(nastavak)  
(continued)

	2009.		2010.		2011.		2012.		2013.	
	ukupno Total	redoviti Full-time	ukupno Total	redoviti Full-time	ukupno Total	redoviti Full-time	ukupno Total	redoviti Full-time	ukupno Total	redoviti Full-time
Tehnički fakultet, Rijeka <i>Faculty of Engineering, Rijeka</i>	198	197	242	242	266	266	278	278	311	311
Fakultet elektrotehnike, strojarstva i brodogradnje, Split <i>Faculty of Electrical Engineering, Mechanical Engineering and Naval Architecture, Split</i>	362	362	382	382	439	439	525	525	483	483
Elektrotehnički fakultet, Osijek <i>Faculty of Electrical Engineering, Osijek</i>	257	235	264	245	336	290	349	319	333	302
Fakultet elektrotehnike i računarstva, Zagreb <i>Faculty of Electrical Engineering and Computing, Zagreb</i>	1 137	1 137	345	345	1 304	1 304	1 151	1 151	983	983
Fakultet prometnih znanosti, Zagreb <i>Faculty of Transport and Traffic Engineering, Zagreb</i>	663	390	641	362	614	344	546	299	684	284
Rudarsko-geološko-naftni fakultet, Zagreb <i>Faculty of Mining, Geology and Petroleum Engineering, Zagreb</i>	94	94	121	121	158	158	141	141	175	175
Metalurški fakultet, Sisak <i>Faculty of Metallurgy, Sisak</i>	7	7	11	11	16	16	5	5	19	19
Fakultet kemijskog inženjerstva i tehnologije, Zagreb <i>Faculty of Chemical Engineering and Technology, Zagreb</i>	143	143	200	200	162	162	184	184	135	135
Kemijsko-tehnološki fakultet, Split <i>Faculty of Chemistry and Technology, Split</i>	46	46	67	67	74	74	59	59	74	74
Tekstilno-tehnološki fakultet, Zagreb <i>Faculty of Textile Technology, Zagreb</i>	201	201	132	132	157	157	213	210	191	181
Pomorski fakultet, Rijeka <i>Faculty of Maritime Studies, Rijeka</i>	293	218	252	196	299	243	293	233	351	287
Pomorski fakultet, Split <i>Faculty of Maritime Studies, Split</i>	86	75	112	87	180	143	264	210	188	147
Sveučilišni studijski centar za studije mora, Split <i>University Department for Maritime Studies, Split</i>	13	13	45	45	42	42	54	54	65	65
Medicinski fakultet, Osijek <i>Faculty of Medicine, Osijek</i>	56	56	58	58	86	86	82	68	166	100
Medicinski fakultet, Rijeka <i>Faculty of Medicine, Rijeka</i>	187	187	195	195	217	217	192	192	173	173
Medicinski fakultet, Split <i>Faculty of Medicine, Split</i>	45	45	58	58	56	56	80	80	87	87
Medicinski fakultet, Zagreb <i>Faculty of Medicine, Zagreb</i>	219	219	242	242	271	271	298	298	275	275
Stomatološki fakultet, Zagreb <i>Faculty of Dental Medicine, Zagreb</i>	95	95	89	89	91	91	125	125	87	87
Farmaceutsko-biokemijski fakultet, Zagreb <i>Faculty of Pharmacy and Biochemistry, Zagreb</i>	160	160	220	220	167	167	175	175	142	142
Veterinarski fakultet, Zagreb <i>Faculty of Veterinary Medicine, Zagreb</i>	81	81	104	104	100	100	77	77	72	72
Prehrambeno-tehnološki fakultet, Osijek <i>Faculty of Food Technology, Osijek</i>	100	100	103	103	109	109	100	100	92	92
Prehrambeno-biotehnološki fakultet, Zagreb <i>Faculty of Food Technology and Biotechnology, Zagreb</i>	129	129	136	136	186	186	217	217	185	185
Poljoprivredni fakultet, Osijek <i>Faculty of Agriculture, Osijek</i>	115	108	164	125	267	194	245	188	264	210
Međusveučilišni studij mediteranske poljoprivrede, Split <i>Interuniversity Study of Mediterranean Agriculture, Split</i>	15	15	20	20	34	34	21	21	17	17

**1.1. STUDENTI KOJI SU DIPLOMIRALI/ZAVRŠILI SVEUČILIŠNI ILI STRUČNI STUDIJ PREMA NAZIVU I MJESTU VISOKOG UČILIŠTA TE NAČINU STUDIRANJA OD 2009. DO 2013.**

*STUDENTS WHO GRADUATED FROM UNIVERSITY OR COMPLETED PROFESSIONAL STUDY, BY NAME AND LOCATION OF INSTITUTION OF HIGHER EDUCATION AND MODE OF STUDY, 2009 – 2013*

(nastavak)  
(continued)

	2009.		2010.		2011.		2012.		2013.	
	ukupno Total	redoviti Full-time	ukupno Total	redoviti Full-time	ukupno Total	redoviti Full-time	ukupno Total	redoviti Full-time	ukupno Total	redoviti Full-time
Agronomski fakultet, Zagreb <i>Faculty of Agriculture, Zagreb</i>	299	299	417	417	521	521	548	548	558	558
Šumarski fakultet, Zagreb <i>Faculty of Forestry, Zagreb</i>	121	121	233	233	209	209	221	221	143	143
Ekonomski fakultet, Osijek <i>Faculty of Economics, Osijek</i>	663	469	847	624	781	575	923	712	829	571
Ekonomski fakultet, Rijeka <i>Faculty of Economics, Rijeka</i>	945	646	1 232	790	1 031	648	1 243	715	1 015	642
Ekonomski fakultet, Split <i>Faculty of Economics, Split</i>	666	539	688	580	696	585	698	581	524	420
Ekonomski fakultet, Zagreb <i>Faculty of Economics, zagreb</i>	1 875	1 490	2 093	1 803	2 421	2 025	2 232	1 737	2 213	1 707
Fakultet za menadžment u turizmu i ugostiteljstvu, Opatija <i>Faculty of Tourism and Hospitality Management, Opatija</i>	842	469	1 084	624	1 020	545	1 044	516	916	445
Fakultet organizacije i informatike, Varaždin <i>Faculty of Organisation and Informatics, Varaždin</i>	250	199	444	297	250	220	429	382	410	347
Pravni fakultet, Osijek <i>Faculty of Law, Osijek</i>	287	100	376	166	287	151	272	153	211	117
Pravni fakultet, Rijeka <i>Faculty of Law, Rijeka</i>	149	106	146	107	181	127	120	94	181	138
Pravni fakultet, Split <i>Faculty of Law, Split</i>	156	59	215	56	229	95	174	79	176	77
Pravni fakultet, Zagreb <i>Faculty of Law, Zagreb</i>	630	301	582	349	649	396	609	393	690	447
Fakultet političkih znanosti, Zagreb <i>Faculty of Political Sciences, Zagreb</i>	608	468	800	634	795	628	938	713	689	618
Filozofski fakultet, Osijek <i>Faculty of Humanities and Social Sciences, Osijek</i>	495	495	494	494	502	502	435	435	460	460
Filozofski fakultet, Rijeka <i>Faculty of Philosophy, Rijeka</i>	392	390	410	410	404	404	405	405	351	351
Filozofski fakultet, Split <i>Faculty of Philosophy, Split</i>	289	287	352	352	357	357	387	387	339	338
Filozofski fakultet, Zagreb <i>Faculty of Humanities and Social Sciences, Zagreb</i>	1 252	1 217	1 072	1 072	1 533	1 457	1 184	1 155	1 145	1 139
Hrvatski studiji, Zagreb <i>Croatian Studies, Zagreb</i>	427	427	491	491	490	490	486	486	439	439
Učiteljski fakultet, Osijek <i>Faculty of Teacher Education, Osijek</i>	-	-	71	71	-	-	324	276	212	164
Učiteljski fakultet, Rijeka <i>Faculty of Teacher Education, Rijeka</i>	-	-	46	46	64	64	90	61	111	83
Učiteljski fakultet, Zagreb <i>Faculty of Teacher Education, Zagreb</i>	-	-	154	154	278	278	263	263	209	209
Kineziološki fakultet, Split <i>Faculty of Kinesiology, Split</i>	119	118	139	139	111	111	131	131	108	108
Kineziološki fakultet, Zagreb <i>Faculty of Kinesiology, Zagreb</i>	190	185	198	198	243	243	303	303	313	313
Sveučilišni odjeli Sveučilišta u Dubrovniku <i>University Department of University of Dubrovnik</i>	246	203	240	198	336	252	218	164	271	191
Sveučilišni odjeli Sveučilišta u Puli – Pola <i>University Departments of University of Pula – Pola</i>	271	243	282	230	352	305	218	190	297	219
Sveučilišni odjeli Sveučilišta u Zadru <i>University Departments of University of Zadar</i>	348	334	1 046	948	894	804	875	770	788	710
Edukacijsko-rehabilitacijski fakultet, Zagreb <i>Faculty of Education and Rehabilitation Sciences, Zagreb</i>	256	212	221	197	244	238	266	266	249	249
Katolički bogoslovni fakultet, Đakovo <i>Catholic Theological Faculty, Đakovo</i>	25	25	35	35	52	52	45	45	29	29

**1.1. STUDENTI KOJI SU DIPLOMIRALI/ZAVRŠILI SVEUČILIŠNI ILI STRUČNI STUDIJ PREMA NAZIVU I MJESTU VISOKOG UČILIŠTA TE NAČINU STUDIRANJA OD 2009. DO 2013.**

*STUDENTS WHO GRADUATED FROM UNIVERSITY OR COMPLETED PROFESSIONAL STUDY, BY NAME AND LOCATION OF INSTITUTION OF HIGHER EDUCATION AND MODE OF STUDY, 2009 – 2013*

(nastavak)  
(continued)

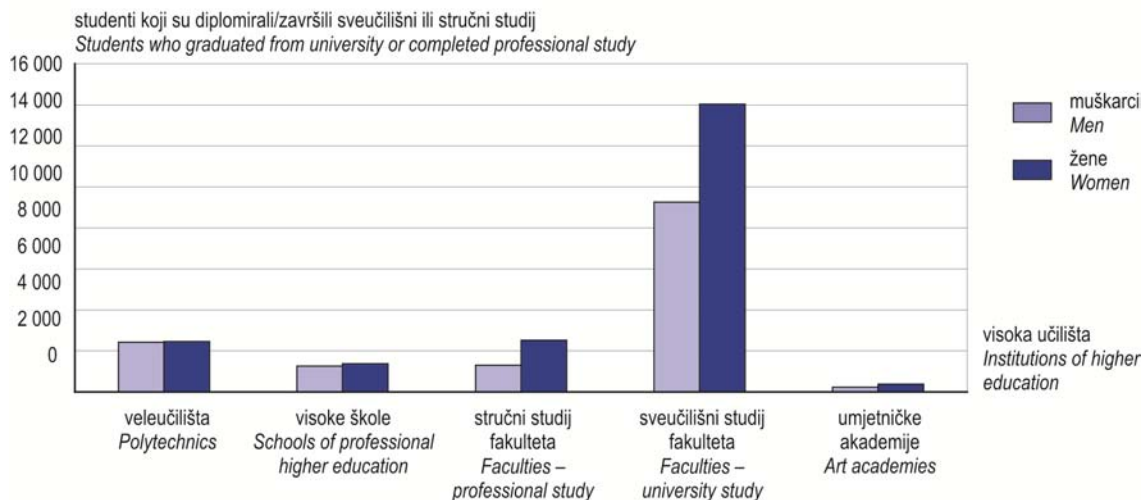
	2009.		2010.		2011.		2012.		2013.	
	ukupno Total	redoviti Full-time	ukupno Total	redoviti Full-time	ukupno Total	redoviti Full-time	ukupno Total	redoviti Full-time	ukupno Total	redoviti Full-time
Katolički bogoslovni fakultet, Split <i>Catholic Theological Faculty, Split</i>	55	55	69	69	45	45	37	37	43	43
Katolički bogoslovni fakultet, Zagreb, i studij <i>Catholic Theological Faculty, Zagreb and Department</i>	72	72	90	90	109	109	102	102	115	115
Instituti Katoličkoga bogoslovnog fakulteta, Zagreb <i>Institutes of Catholic Theological Faculty, Zagreb</i>	46	46	51	51	49	49	46	45	40	40
Filozofsko-teološki institut Družbe Isusove, Zagreb <i>Institute of Philosophy of the society of Jesus, Zagreb</i>	9	9	14	14	10	10	12	12	7	6
Filozofski fakultet Družbe Isusove, Zagreb <i>Faculty of Philosophy of the Society of Jesus, Zagreb</i>	39	37	30	27	82	73	49	42	58	53
Teološki fakultet "Matija Vlačić Ilirik", Zagreb <sup>2)</sup> <i>Faculty of Theology "Matija Vlačić Ilirik", Zagreb<sup>2)</sup></i>	-	-	-	-	3	3	7	7	-	-
Adventistički teološki fakultet, Maruševec <sup>2)</sup> <i>Faculty of Adventist Theology, Maruševec<sup>2)</sup></i>	-	-	4	4	-	-	1	1	-	-
Umjetničke akademije <i>Art academies</i>	466	466	638	638	695	695	689	689	614	613
Umjetnička akademija, Osijek <i>Arts Academy, Osijek</i>	22	22	54	54	72	72	67	67	83	83
Akademija primijenjenih umjetnosti, Rijeka <i>Academy of Applied Arts, Rijeka</i>	88	88	81	81	116	116	115	115	86	86
Umjetnička akademija, Split <i>Arts Academy, Split</i>	99	99	105	105	123	123	82	82	83	83
Akademija dramske umjetnosti, Zagreb <i>Academy of Dramatic Arts, Zagreb</i>	32	32	49	49	70	70	97	97	67	66
Akademija likovnih umjetnosti, Zagreb <i>Academy of Fine Arts, Zagreb</i>	100	100	134	134	125	125	139	139	121	121
Muzička akademija, Zagreb <i>Academy of Music, Zagreb</i>	125	125	215	215	189	189	189	189	174	174

2) Od 2013. prikazuju se u visokim školama.

2) Since 2013, they have been presented under Schools of professional higher education.

**G-5. STUDENTI KOJI SU DIPLOMIRALI/ZAVRŠILI SVEUČILIŠNI ILI STRUČNI STUDIJ NA VISOKIM UČILIŠTIMA PREMA SKUPINAMA VISOKIH UČILIŠTA I SPOLU U 2013.**

*STUDENTS WHO GRADUATED FROM UNIVERSITY OR COMPLETED PROFESSIONAL STUDY, BY GROUPS OF INSTITUTIONS OF HIGHER EDUCATION AND SEX, 2013*



**1.2. STUDENTI KOJI SU DIPLOMIRALI /ZAVRŠILI SVEUČILIŠNI ILI STRUČNI STUDIJ PREMA NAZIVU I MJESTU VISOKOG UČILIŠTA TE NAČINU STUDIRANJA I SPOLU U 2013.**

STUDENTS WHO GRADUATED FROM UNIVERSITY OR COMPLETED PROFESSIONAL STUDY, BY NAME AND LOCATION OF INSTITUTION OF HIGHER EDUCATION, MODE OF STUDY AND SEX, 2013

	Ukupno Total			Način studiranja Mode of study			
	svega All	muškarci Men	žene Women	redoviti Full-time			izvanredni Part-time
				svega All	uz subvenciju troškova školarine Subsidised tuition fees	sami plaćaju punu školarinu Self-financing tuition fees	
Visoka učilišta <i>Institutions of higher education</i>	35 252	14 489	20 763	26 030	17 569	8 461	9 222
Veleučilišta <i>Polytechnics</i>	4 882	2 425	2 457	2 537	1 332	1 205	2 345
Međimursko veleučilište u Čakovcu <i>Polytechnic of Međimurje in Čakovec</i>	99	38	61	61	49	12	38
Veleučilište Nikola Tesla u Gospiću <i>Polytechnic Nikola Tesla in Gospić</i>	94	32	62	45	37	8	49
Veleučilište u Karlovcu <i>Polytechnic in Karlovac</i>	319	194	125	160	94	66	159
Veleučilište u Kninu <i>Polytechnic in Knin</i>	42	12	30	34	26	8	8
Veleučilište u Požezi <i>Polytechnic in Požega</i>	241	61	180	102	76	26	139
Veleučilište u Rijeci <i>Polytechnic in Rijeka</i>	697	371	326	271	157	114	426
Veleučilište u Slavanskom Brodu <i>Polytechnic in Slavonski Brod</i>	177	66	111	108	83	25	69
Veleučilište u Šibeniku <i>Polytechnic in Šibenik</i>	175	73	102	124	98	26	51
Veleučilište u Varaždinu <i>Polytechnic in Varaždin</i>	250	74	176	85	62	23	165
Veleučilište u Velikoj Gorici <i>Polytechnic in Velika Gorica</i>	415	325	90	148	-	148	267
Veleučilište Lavoslav Ružička u Vukovaru <i>Polytechnic Lavoslav Ružička in Vukovar</i>	234	79	155	128	99	29	106
Tehničko veleučilište, Zagreb <i>Technical Polytechnic in Zagreb</i>	903	766	137	577	302	275	326
Zdravstveno veleučilište, Zagreb <i>University of Applied Health Studies in Zagreb</i>	807	140	667	351	248	103	456
Veleučilište Vern, Zagreb <i>Polytechnic Vern, Zagreb</i>	395	169	226	320	1	319	75
Veleučilište Hrvatsko zagorje, Krapina <i>Polytechnic Hrvatsko Zagorje in Krapina</i>	34	25	9	23	-	23	11
Visoke škole <i>Schools of professional higher education</i>	2 641	1 265	1 376	1 280	87	1 193	1 361
Visoka tehnička škola, Bjelovar <i>Faculty of Polytechnic, Bjelovar</i>	77	25	52	39	-	39	38
Politehnika Pula, Visoka tehničko-poslovna škola, Pula – Pola <i>Polytechnic Pula – College of Applied Sciences, Pula – Pola</i>	14	9	5	4	-	4	10
Visoka škola za sigurnost, Zagreb <i>School of Professional Higher Education in Safety, Zagreb</i>	249	179	70	-	-	-	249
Visoko gospodarsko učilište, Križevci <i>School of Professional Higher Education in Agriculture, Križevci</i>	110	50	60	53	41	12	57
Američka visoka škola za management i tehnologiju, Dubrovnik <i>American College of Management and Technology, Dubrovnik</i>	81	39	42	81	5	76	-

**1.2. STUDENTI KOJI SU DIPLOMIRALI /ZAVRŠILI SVEUČILIŠNI ILI STRUČNI STUDIJ PREMA NAZIVU I MJESTU VISOKOG UČILIŠTA TE NAČINU STUDIRANJA I SPOLU U 2013.**

STUDENTS WHO GRADUATED FROM UNIVERSITY OR COMPLETED PROFESSIONAL STUDY, BY NAME AND LOCATION OF INSTITUTION OF HIGHER EDUCATION, MODE OF STUDY AND SEX, 2013

(nastavak)  
(continued)

	Ukupno Total			Način studiranja Mode of study			
	svega All	muškarci Men	žene Women	redoviti Full-time			izvanredni Part-time
				svega All	uz subvenciju troškova školarine Subsidised tuition fees	sami plaćaju punu školarinu Self-financing tuition fees	
Visoka poslovna škola, Višnjan <i>Business School, Višnjan</i>	20	5	15	3	-	3	17
Visoka škola za poslovanje i upravljanje, Zaprešić <i>School of Professional Higher Education for Business and Management, Zaprešić</i>	689	260	429	299	-	299	390
Zagrebačka škola ekonomije i managementa, Zagreb <i>Zagreb School of Economics and Management, Zagreb</i>	353	171	182	296	-	296	57
Visoka škola tržišnih komunikacija Agora, Zagreb <i>College of Market Communications Agora, Zagreb</i>	60	34	26	47	-	47	13
Visoka poslovna škola Minerva, Dugopolje <i>Minerva Business College, Dugopolje</i>	19	15	4	17	-	17	2
Visoka poslovna škola Libertas, Zagreb <i>Libertas Business College, Zagreb</i>	290	122	168	158	-	158	132
Visoka poslovna škola Zagreb, Zagreb <i>Business School of Professional Higher Education Zagreb, Zagreb</i>	133	49	84	58	-	58	75
RRiF Visoka škola za financijski menadžment, Zagreb <i>RRiF School of Professional Higher Education for Financial Management, Zagreb</i>	18	7	11	6	-	6	12
Međunarodna diplomatska škola za poslovno upravljanje, Zagreb <i>International Graduate Business School, Zagreb</i>	6	4	2	-	-	-	6
Visoka škola za menadžment u turizmu i informatici, Virovitica <i>School of Professional Higher Education for Management in Tourism and Informatics, Virovitica</i>	92	29	63	51	38	13	41
Visoka škola za informacijske tehnologije, Zagreb <i>School of Professional Higher Education for Information Technologies, Zagreb</i>	45	41	4	11	-	11	34
Visoka policijska škola, Zagreb <i>Police Academy, Zagreb</i>	136	108	28	-	-	-	136
Visoka škola za primijenjeno računalstvo, Zagreb <i>University College for Applied Computer Engineering, Zagreb</i>	15	13	2	8	-	8	7
Visoka škola za odnose s javnošću i studij medija Kairos, Zagreb <i>College for Public Relations and Media Studies Kairos, Zagreb</i>	34	9	25	21	-	21	13
Visoka škola za menadžment i dizajn Aspira, Split <i>College of Management and Design Aspira, Split</i>	10	10	-	10	-	10	-
Visoka poslovna škola Par, Rijeka <i>Business School Par, Rijeka</i>	6	1	5	1	-	1	5
Visoka škola Nikola Šubić Zrinski, Zagreb <i>University College Nikola Zrinski, Zagreb</i>	31	11	20	16	-	16	15
Visoka škola međunarodnih odnosa i diplomacije Dag Hammarskjöld, Zagreb <i>Dag Hammarskjöld University College of International Relations and Diplomacy, Zagreb</i>	82	40	42	68	-	68	14
Visoko učilište Effectus – Visoka škola za financije i pravo, Zagreb <i>University College Effectus – College for Law and Finance, Zagreb</i>	25	8	17	6	-	6	19
Adventističko teološko visoko učilište, Maruševec <i>Faculty of Adventist Theology, Maruševec</i>	1	-	1	-	-	-	1
Visoko evanđeosko teološko učilište, Osijek <i>Evangelical Theological Seminary, Osijek</i>	22	18	4	4	-	4	18
Teološki fakultet Matija Vlačić Ilirik, Zagreb <i>Theological Faculty Matija Vlačić Ilirik, Zagreb</i>	23	8	15	23	3	20	-

**1.2. STUDENTI KOJI SU DIPLOMIRALI /ZAVRŠILI SVEUČILIŠNI ILI STRUČNI STUDIJ PREMA NAZIVU I MJESTU VISOKOG UČILIŠTA TE NAČINU STUDIRANJA I SPOLU U 2013.**

STUDENTS WHO GRADUATED FROM UNIVERSITY OR COMPLETED PROFESSIONAL STUDY, BY NAME AND LOCATION OF INSTITUTION OF HIGHER EDUCATION, MODE OF STUDY AND SEX, 2013

(nastavak)  
(continued)

	Ukupno Total			Način studiranja Mode of study			
	svega All	muškarci Men	žene Women	redoviti Full-time			izvanredni Part-time
				svega All	uz subvenciju troškova školarine Subsidised tuition fees	sami plaćaju punu školarinu Self-financing tuition fees	
Fakulteti Faculties	27 115	10 564	16 551	21 600	15 641	5 959	5 515
Stručni studij Professional study	3 829	1 310	2 519	1 707	1 054	653	2 122
Građevinski fakultet, Osijek Faculty of Civil Engineering, Osijek	67	46	21	27	13	14	40
Građevinski fakultet, Rijeka Faculty of Civil Engineering, Rijeka	56	52	4	4	1	3	52
Građevinski fakultet, Zagreb Faculty of Civil Engineering, Zagreb	5	2	3	5	3	2	-
Fakultet građevinarstva, arhitekture i geodezije, Split Faculty of Civil Engineering, Architecture and Geodesy, Split	52	39	13	52	32	20	-
Strojarski fakultet, Slavonski Brod Faculty of Mechanical Engineering, Slavonski Brod	1	1	-	-	-	-	1
Tehnički fakultet, Rijeka Faculty of Engineering, Rijeka	55	49	6	41	31	10	14
Fakultet elektrotehnike, strojarstva i brodogradnje, Split Faculty of Electrical Engineering, Mechanical Engineering and Naval Architecture, Split	72	61	11	72	21	51	-
Elektrotehnički fakultet, Osijek Faculty of Electrical Engineering, Osijek	124	115	9	103	73	30	21
Kemijsko-tehnološki fakultet, Split Faculty of Chemistry and Technology, Split	9	1	8	9	7	2	-
Tekstilno-tehnološki fakultet, Zagreb Faculty of Textile Technology, Zagreb	18	4	14	16	10	6	2
Pomorski fakultet, Rijeka Faculty of Maritime Studies, Rijeka	2	2	-	2	-	2	-
Pomorski fakultet, Split Faculty of Maritime Studies, Split	32	26	6	18	13	5	14
Medicinski fakultet, Osijek Faculty of Medicine, Osijek	39	9	30	39	16	23	-
Medicinski fakultet, Rijeka Faculty of Medicine, Rijeka	183	26	157	98	87	11	85
Medicinski fakultet, Split Faculty of Medicine, Split	90	15	75	90	62	28	-
Poljoprivredni fakultet, Osijek Faculty of Agriculture, Osijek	51	36	15	35	27	8	16
Ekonomski fakultet, Osijek Faculty of Economics, Osijek	172	45	127	59	27	32	113
Ekonomski fakultet, Split Faculty of Economics, Split	398	95	303	224	120	104	174
Ekonomski fakultet, Zagreb Faculty of Economics, Zagreb	172	58	114	53	9	44	119
Fakultet za menadžment u turizmu i ugostiteljstvu, Opatija Faculty of Tourism and Hospitality Management, Opatija	186	71	115	77	68	9	109
Fakultet organizacije i informatike, Varaždin Faculty of Organisation and Informatics, Varaždin	74	49	25	11	5	6	63

**1.2. STUDENTI KOJI SU DIPLOMIRALI /ZAVRŠILI SVEUČILIŠNI ILI STRUČNI STUDIJ PREMA NAZIVU I MJESTU VISOKOG UČILIŠTA TE NAČINU STUDIRANJA I SPOLU U 2013.**

STUDENTS WHO GRADUATED FROM UNIVERSITY OR COMPLETED PROFESSIONAL STUDY, BY NAME AND LOCATION OF INSTITUTION OF HIGHER EDUCATION, MODE OF STUDY AND SEX, 2013

(nastavak)  
(continued)

	Ukupno Total			Način studiranja Mode of study			
	svega All	muškarci Men	žene Women	redoviti Full-time			izvanredni Part-time
				svega All	uz subvenciju troškova školarine Subsidised tuition fees	sami plaćaju punu školarinu Self-financing tuition fees	
Pravni fakultet, Osijek <i>Faculty of Law, Osijek</i>	157	32	125	47	25	22	110
Pravni fakultet, Rijeka <i>Faculty of Law, Rijeka</i>	61	16	45	18	7	11	43
Pravni fakultet, Split <i>Faculty of Law, Split</i>	282	83	199	74	50	24	208
Pravni fakultet, Studijski centar za javnu upravu i javne financije, Zagreb <i>Faculty of Law, Public Administration and Public Finances Study Centre, Zagreb</i>	90	12	78	40	13	27	50
Filozofski fakultet, Split <i>Faculty of Philosophy, Split</i>	38	-	38	37	32	5	1
Učiteljski fakultet, Osijek <i>Faculty of Teacher Education, Osijek</i>	6	-	6	4	1	3	2
Učiteljski fakultet, Rijeka <i>Faculty of Teacher Education, Rijeka</i>	4	-	4	-	-	-	4
Učiteljski fakultet, Zagreb <i>Faculty of Teacher Education, Zagreb</i>	441	15	426	164	87	77	277
Stručni odjeli Sveučilišta u Dubrovniku <i>Professional Department of University of Dubrovnik</i>	42	7	35	-	-	-	42
Stručni odjeli Sveučilišta u Puli – Pola <i>Professional Departments of University of Pula – Pola</i>	4	2	2	1	-	1	3
Sveučilišni studijski centar za stručne studije, Split <i>University Department for Professional Courses of Study, Split</i>	576	204	372	192	147	45	384
Stručni odjeli Sveučilišta u Zadru <i>Professional Department of University of Zadar</i>	95	12	83	70	53	17	25
Kineziološki fakultet, Split <i>Faculty of Kinesiology, Split</i>	14	9	5	-	-	-	14
Kineziološki fakultet, Zagreb <i>Faculty of Kinesiology, Zagreb</i>	123	101	22	-	-	-	123
Katehetski institut Katoličkoga bogoslovnog fakulteta, Zagreb <i>Catechetical Institute of the Catholic Theological Faculty, Zagreb</i>	38	15	23	25	14	11	13
Sveučilišni studij <i>University study</i>	23 286	9 254	14 032	19 893	14 587	5 306	3 393
Prirodoslovno-matematički fakultet, Zagreb <i>Faculty of Science, Zagreb</i>	934	323	611	934	855	79	-
Prirodoslovno-matematički fakultet, Split <i>Faculty of Science, Split</i>	123	44	79	123	122	1	-
Odjel za biologiju Sveučilišta u Osijeku <i>Department of Biology of University of Osijek</i>	29	1	28	29	27	2	-
Odjel za matematiku Sveučilišta u Osijeku <i>Department of Mathematics of University of Osijek</i>	72	21	51	72	56	16	-
Odjel za fiziku Sveučilišta u Osijeku <i>Department of Physics of University of Osijek</i>	29	15	14	29	18	11	-
Odjel za biotehnologiju Sveučilišta u Rijeci <i>Department of Biotechnology of University of Rijeka</i>	36	7	29	36	36	-	-

**1.2. STUDENTI KOJI SU DIPLOMIRALI /ZAVRŠILI SVEUČILIŠNI ILI STRUČNI STUDIJ PREMA NAZIVU I MJESTU VISOKOG UČILIŠTA TE NAČINU STUDIRANJA I SPOLU U 2013.**

*STUDENTS WHO GRADUATED FROM UNIVERSITY OR COMPLETED PROFESSIONAL STUDY, BY NAME AND LOCATION OF INSTITUTION OF HIGHER EDUCATION, MODE OF STUDY AND SEX, 2013*

(nastavak)  
(continued)

	Ukupno Total			Način studiranja Mode of study			
	svega All	muškarci Men	žene Women	redoviti Full-time			izvanredni Part-time
				svega All	uz subvenciju troškova školarine Subsidised tuition fees	sami plaćaju punu školarinu Self-financing tuition fees	
Odjel za matematiku Sveučilišta u Rijeci <i>Department of Mathematics of University of Rijeka</i>	17	2	15	17	15	2	-
Odjel za fiziku Sveučilišta u Rijeci <i>Department of Physics of University of Rijeka</i>	8	4	4	8	7	1	-
Odjel za informatiku Sveučilišta u Rijeci <i>Department of Informatics of University of Rijeka</i>	38	19	19	38	37	1	-
Arhitektonski fakultet, Zagreb <i>Faculty of Architecture, Zagreb</i>	303	98	205	303	187	116	-
Građevinski fakultet, Osijek <i>Faculty of Civil Engineering, Osijek</i>	192	127	65	192	155	37	-
Građevinski fakultet, Rijeka <i>Faculty of Civil Engineering, Rijeka</i>	133	76	57	133	112	21	-
Građevinski fakultet, Zagreb <i>Faculty of Civil Engineering, Zagreb</i>	416	268	148	416	256	160	-
Fakultet građevinarstva, arhitekture i geodezije, Split <i>Faculty of Civil Engineering, Architecture and Geodesy, Split</i>	184	102	82	184	166	18	-
Geodetski fakultet, Zagreb <i>Faculty of Geodesy, Zagreb</i>	199	123	76	199	147	52	-
Geotehnički fakultet, Varaždin <i>Faculty of Geotechnical Engineering, Varaždin</i>	38	15	23	38	38	-	-
Grafički fakultet, Zagreb <i>Faculty of Graphic Arts, Zagreb</i>	292	115	177	277	158	119	15
Strojarski fakultet, Slavonski Brod <i>Faculty of Mechanical Engineering, Slavonski Brod</i>	179	146	33	117	115	2	62
Fakultet strojarstva i brodogradnje, Zagreb <i>Faculty of Mechanical Engineering and Naval Architecture, Zagreb</i>	373	329	44	373	294	79	-
Tehnički fakultet, Rijeka <i>Faculty of Engineering, Rijeka</i>	311	272	39	311	272	39	-
Fakultet elektrotehnike, strojarstva i brodogradnje, Split <i>Faculty of Electrical Engineering, Mechanical Engineering and Naval Architecture, Split</i>	483	356	127	483	430	53	-
Elektrotehnički fakultet, Osijek <i>Faculty of Electrical Engineering, Osijek</i>	333	296	37	302	268	34	31
Fakultet elektrotehnike i računarstva, Zagreb <i>Faculty of Electrical Engineering and Computing, Zagreb</i>	983	780	203	983	734	249	-
Fakultet prometnih znanosti, Zagreb <i>Faculty of Transport and Traffic Engineering, Zagreb</i>	684	531	153	284	172	112	400
Rudarsko-geološko-naftni fakultet, Zagreb <i>Faculty of Mining, Geology and Petroleum Engineering, Zagreb</i>	175	128	47	175	149	26	-
Metalurški fakultet, Sisak <i>Faculty of Metallurgy, Sisak</i>	19	12	7	19	18	1	-
Fakultet kemijskog inženjerstva i tehnologije, Zagreb <i>Faculty of Chemical Engineering and Technology, Zagreb</i>	135	45	90	135	101	34	-
Kemijsko-tehnološki fakultet, Split <i>Faculty of Chemistry and Technology, Split</i>	74	8	66	74	63	11	-
Tekstilno-tehnološki fakultet, Zagreb <i>Faculty of Textile Technology, Zagreb</i>	191	8	183	181	139	42	10

**1.2. STUDENTI KOJI SU DIPLOMIRALI /ZAVRŠILI SVEUČILIŠNI ILI STRUČNI STUDIJ PREMA NAZIVU I MJESTU VISOKOG UČILIŠTA TE NAČINU STUDIRANJA I SPOLU U 2013.**

STUDENTS WHO GRADUATED FROM UNIVERSITY OR COMPLETED PROFESSIONAL STUDY, BY NAME AND LOCATION OF INSTITUTION OF HIGHER EDUCATION, MODE OF STUDY AND SEX, 2013

(nastavak)  
(continued)

	Ukupno Total			Način studiranja Mode of study			
	svega All	muškarci Men	žene Women	redoviti Full-time			izvanredni Part-time
				svega All	uz subvenciju troškova školarine Subsidised tuition fees	sami plaćaju punu školarinu Self-financing tuition fees	
Pomorski fakultet, Rijeka <i>Faculty of Maritime Studies, Rijeka</i>	351	223	128	287	238	49	64
Pomorski fakultet, Split <i>Faculty of Maritime Studies, Split</i>	188	147	41	147	101	46	41
Sveučilišni studijski centar za studije mora, Split <i>University Department for Maritime Studies, Split</i>	65	22	43	65	56	9	-
Medicinski fakultet, Osijek <i>Faculty of Medicine, Osijek</i>	166	30	136	100	82	18	66
Medicinski fakultet, Rijeka <i>Faculty of Medicine, Rijeka</i>	173	46	127	173	140	33	-
Medicinski fakultet, Split <i>Faculty of Medicine, Split</i>	87	34	53	87	78	9	-
Medicinski fakultet, Zagreb <i>Faculty of Medicine, Zagreb</i>	275	80	195	275	229	46	-
Stomatološki fakultet, Zagreb <i>Faculty of Dental Medicine, Zagreb</i>	87	29	58	87	58	29	-
Farmaceutsko-biokemijski fakultet, Zagreb <i>Faculty of Pharmacy and Biochemistry, Zagreb</i>	142	18	124	142	90	52	-
Veterinarski fakultet, Zagreb <i>Faculty of Veterinary Medicine, Zagreb</i>	72	24	48	72	51	21	-
Prehrambeno-tehnološki fakultet, Osijek <i>Faculty of Food Technology, Osijek</i>	92	23	69	92	61	31	-
Prehrambeno-biotehnološki fakultet, Zagreb <i>Faculty of Food Technology and Biotechnology, Zagreb</i>	185	29	156	185	137	48	-
Poljoprivredni fakultet, Osijek <i>Faculty of Agriculture, Osijek</i>	264	138	126	210	173	37	54
Međusveučilišni studij mediteranske poljoprivrede, Split <i>Interuniversity Study of Mediterranean Agriculture, Split</i>	17	9	8	17	13	4	-
Agronomski fakultet, Zagreb <i>Faculty of Agriculture, Zagreb</i>	558	204	354	558	415	143	-
Šumarski fakultet, Zagreb <i>Faculty of Forestry, Zagreb</i>	143	95	48	143	106	37	-
Ekonomski fakultet, Osijek <i>Faculty of Economics, Osijek</i>	829	273	556	571	483	88	258
Ekonomski fakultet, Rijeka <i>Faculty of Economics, Rijeka</i>	1015	249	766	642	453	189	373
Ekonomski fakultet, Split <i>Faculty of Economics, Split</i>	524	180	344	420	306	114	104
Ekonomski fakultet, Zagreb <i>Faculty of Economics, Zagreb</i>	2 213	713	1 500	1 707	732	975	506
Fakultet za menadžment u turizmu i ugostiteljstvu, Opatija <i>Faculty of Tourism and Hospitality Management, Opatija</i>	916	260	656	445	268	177	471
Fakultet organizacije i informatike, Varaždin <i>Faculty of Organisation and Informatics, Varaždin</i>	410	236	174	347	222	125	63
Pravni fakultet, Osijek <i>Faculty of Law, Osijek</i>	211	69	142	117	86	31	94
Pravni fakultet, Rijeka <i>Faculty of Law, Rijeka</i>	181	46	135	138	91	47	43

**1.2. STUDENTI KOJI SU DIPLOMIRALI /ZAVRŠILI SVEUČILIŠNI ILI STRUČNI STUDIJ PREMA NAZIVU I MJESTU VISOKOG UČILIŠTA TE NAČINU STUDIRANJA I SPOLU U 2013.**

*STUDENTS WHO GRADUATED FROM UNIVERSITY OR COMPLETED PROFESSIONAL STUDY, BY NAME AND LOCATION OF INSTITUTION OF HIGHER EDUCATION, MODE OF STUDY AND SEX, 2013*

(nastavak)  
(continued)

	Ukupno Total			Način studiranja Mode of study			
	svega All	muškarci Men	žene Women	redoviti Full-time			izvanredni Part-time
				svega All	uz subvenciju troškova školarine Subsidised tuition fees	sami plaćaju punu školarinu Self-financing tuition fees	
Pravni fakultet, Split <i>Faculty of Law, Split</i>	176	61	115	77	61	16	99
Pravni fakultet, Zagreb <i>Faculty of Law, Zagreb</i>	690	120	570	447	335	112	243
Fakultet političkih znanosti, Zagreb <i>Faculty of Political Sciences, Zagreb</i>	689	238	451	618	315	303	71
Filozofski fakultet, Osijek <i>Faculty of Humanities and Social Sciences, Osijek</i>	460	72	388	460	381	79	-
Filozofski fakultet, Rijeka <i>Faculty of Philosophy, Rijeka</i>	351	78	273	351	246	105	-
Filozofski fakultet, Split <i>Faculty of Philosophy, Split</i>	339	44	295	338	268	70	1
Filozofski fakultet, Zagreb <i>Faculty of Humanities and Social Sciences, Zagreb</i>	1 145	252	893	1 139	961	178	6
Hrvatski studiji, Zagreb <i>Croatian Studies, Zagreb</i>	439	105	334	439	380	59	-
Učiteljski fakultet, Osijek <i>Faculty of Teacher Education, Osijek</i>	212	8	204	164	115	49	48
Učiteljski fakultet, Rijeka <i>Faculty of Teacher Education, Rijeka</i>	111	3	108	83	68	15	28
Učiteljski fakultet, Zagreb <i>Faculty of Teacher Education, Zagreb</i>	209	21	188	209	90	119	-
Kineziološki fakultet, Split <i>Faculty of Kinesiology, Split</i>	108	69	39	108	88	20	-
Kineziološki fakultet, Zagreb <i>Faculty of Kinesiology, Zagreb</i>	313	201	112	313	160	153	-
Sveučilišni odjeli Sveučilišta u Dubrovniku <i>University Departments of University of Dubrovnik</i>	271	135	136	191	162	29	80
Sveučilišni odjeli Sveučilišta u Puli – Pola <i>University Departments of University of Pula – Pola</i>	297	78	219	219	169	50	78
Sveučilišni odjeli Sveučilišta u Zadru <i>University Departments of University of Zadar</i>	788	191	597	710	553	157	78
Edukacijsko-rehabilitacijski fakultet, Zagreb <i>Faculty of Education and Rehabilitation Sciences, Zagreb</i>	249	7	242	249	205	44	-
Katolički bogoslovni fakultet, Đakovo <i>Catholic Theological Faculty, Đakovo</i>	29	16	13	29	29	-	-
Katolički bogoslovni fakultet, Split <i>Catholic Theological Faculty, Split</i>	43	12	31	43	38	5	-
Katolički bogoslovni fakultet, Zagreb, i studij <i>Catholic Theological Faculty, Zagreb and Department</i>	115	70	45	115	75	40	-
Institut Katoličkoga bogoslovog fakulteta, Zagreb <i>Institute of Catholic Theological Faculty, Zagreb</i>	40	3	37	40	29	11	-
Filozofsko-teološki institut Družbe Isusove, Zagreb <i>Institute of Philosophy and Theology of the Society of Jesus, Zagreb</i>	7	6	1	6	-	6	1
Filozofski fakultet Družbe Isusove, Zagreb <i>Faculty of Philosophy of the Society of Jesus, Zagreb</i>	58	16	42	53	43	10	5

**1.2. STUDENTI KOJI SU DIPLOMIRALI /ZAVRŠILI SVEUČILIŠNI ILI STRUČNI STUDIJ PREMA NAZIVU I MJESTU VISOKOG UČILIŠTA TE NAČINU STUDIRANJA I SPOLU U 2013.**

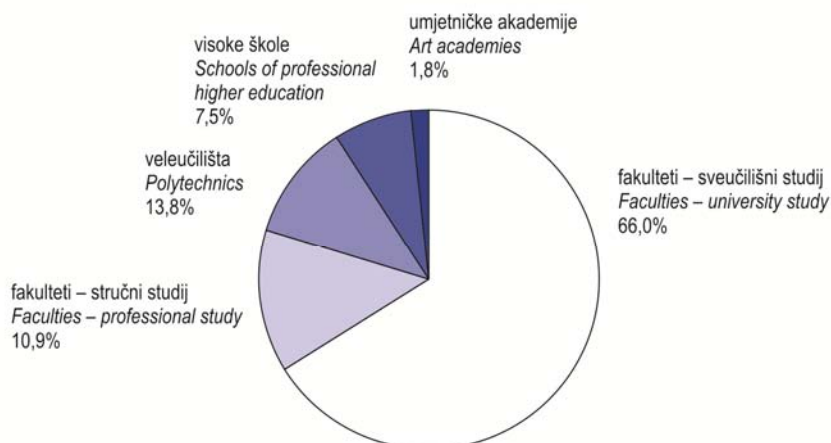
*STUDENTS WHO GRADUATED FROM UNIVERSITY OR COMPLETED PROFESSIONAL STUDY, BY NAME AND LOCATION OF INSTITUTION OF HIGHER EDUCATION, MODE OF STUDY AND SEX, 2013*

(nastavak)  
(continued)

	Ukupno Total			Način studiranja Mode of study			
	svoga All	muškarci Men	žene Women	redoviti Full-time			izvanredni Part-time
				svoga All	uz subvenciju troškova školarine Subsidised tuition fees	sami plaćaju punu školarinu Self-financing tuition fees	
Umjetničke akademije <i>Art academies</i>	614	235	379	613	509	104	1
Umjetnička akademija, Osijek <i>Arts Academy, Osijek</i>	83	41	42	83	69	14	-
Akademija primijenjene umjetnosti, Rijeka <i>Academy of Applied Arts, Rijeka</i>	86	18	68	86	65	21	-
Umjetnička akademija, Split <i>Arts Academy, Split</i>	83	33	50	83	78	5	-
Akademija dramske umjetnosti, Zagreb <i>Academy of Dramatic Arts, Zagreb</i>	67	33	34	66	58	8	1
Akademija likovnih umjetnosti, Zagreb <i>Academy of Fine Arts, Zagreb</i>	121	42	79	121	91	30	-
Muzička akademija, Zagreb <i>Academy of Music, Zagreb</i>	174	68	106	174	148	26	-

**G-6. STUDENTI KOJI SU DIPLOMIRALI/ZAVRŠILI SVEUČILIŠNI ILI STRUČNI STUDIJ NA VISOKIM UČILIŠTIMA PREMA VRSTI VISOKOG UČILIŠTA U 2013.**

*STUDENTS WHO GRADUATED FROM UNIVERSITY OR COMPLETED PROFESSIONAL STUDY, BY TYPE OF INSTITUTION, 2013*



**1.3. STUDENTI KOJI SU DIPLOMIRALI /ZAVRŠILI SVEUČILIŠNI ILI STRUČNI STUDIJ PREMA SVEUČILIŠTIMA, VRSTAMA VISOKIH UČILIŠTA, NAZIVU VISOKOG UČILIŠTA TE NAČINU STUDIRANJA I SPOLU U 2013.**  
**STUDENTS WHO GRADUATED FROM UNIVERSITY OR COMPLETED PROFESSIONAL STUDY, BY UNIVERSITIES, TYPES OF INSTITUTIONS OF HIGHER EDUCATION, NAME OF INSTITUTION OF HIGHER EDUCATION, MODE OF STUDY AND SEX, 2013**

	Ukupno Total			Način studiranja Mode of study			
	svega All	muškarci Men	žene Women	redoviti Full-time			izvanredni Part-time
				svega All	uz subvenciju troškova školarine Subsidised tuition fees	sami plaćaju punu školarinu Self-financing tuition fees	
Visoka učilišta <i>Institutions of higher education</i>	35 252	14 489	20 763	26 030	17 569	8 461	9 222
U sustavu sveučilišta <i>Within university system</i>	27 729	10 799	16 930	22 213	16 150	6 063	5 516
Sveučilište u Dubrovniku <i>University of Dubrovnik</i>	313	142	171	191	162	29	122
Fakulteti <i>Faculties</i>	313	142	171	191	162	29	122
Stručni studij <i>Professional study</i>	42	7	35	-	-	-	42
Stručni odjeli Sveučilišta u Dubrovniku <i>Professional Department of University of Dubrovnik</i>	42	7	35	-	-	-	42
Sveučilišni studij <i>University study</i>	271	135	136	191	162	29	80
Sveučilišni odjeli Sveučilišta u Dubrovniku <i>University Departments of University of Dubrovnik</i>	271	135	136	191	162	29	80
Sveučilište u Osijeku <i>University of Osijek</i>	3 797	1 560	2 237	2 881	2 300	581	916
Fakulteti <i>Faculties</i>	3 714	1 519	2 195	2 798	2 231	567	916
Stručni studij <i>Professional study</i>	617	284	333	314	182	132	303
Građevinski fakultet, Osijek <i>Faculty of Civil Engineering, Osijek</i>	67	46	21	27	13	14	40
Strojarski fakultet, Slavonski Brod <i>Faculty of Mechanical Engineering, Slavonski Brod</i>	1	1	-	-	-	-	1
Elektrotehnički fakultet, Osijek <i>Faculty of Electrical Engineering, Osijek</i>	124	115	9	103	73	30	21
Medicinski fakultet, Osijek <i>Faculty of Medicine, Osijek</i>	39	9	30	39	16	23	-
Poljoprivredni fakultet, Osijek <i>Faculty of Agriculture, Osijek</i>	51	36	15	35	27	8	16
Ekonomski fakultet, Osijek <i>Faculty of Economics, Osijek</i>	172	45	127	59	27	32	113
Pravni fakultet, Osijek <i>Faculty of Law, Osijek</i>	157	32	125	47	25	22	110
Učiteljski fakultet, Osijek <i>Faculty of Teacher Education, Osijek</i>	6	-	6	4	1	3	2
Sveučilišni studij <i>University study</i>	3 097	1 235	1 862	2 484	2 049	435	613
Odjel za matematiku Sveučilišta u Osijeku <i>Department of Mathematics of University of Osijek</i>	72	21	51	72	56	16	-

**1.3. STUDENTI KOJI SU DIPLOMIRALI /ZAVRŠILI SVEUČILIŠNI ILI STRUČNI STUDIJ PREMA SVEUČILIŠTIMA, VRSTAMA VISOKIH UČILIŠTA, NAZIVU VISOKOG UČILIŠTA TE NAČINU STUDIRANJA I SPOLU U 2013.**

*STUDENTS WHO GRADUATED FROM UNIVERSITY OR COMPLETED PROFESSIONAL STUDY, BY UNIVERSITIES, TYPES OF INSTITUTIONS OF HIGHER EDUCATION, NAME OF INSTITUTION OF HIGHER EDUCATION, MODE OF STUDY AND SEX, 2013*

(nastavak)  
(continued)

	Ukupno Total			Način studiranja Mode of study			
	svega All	muškarci Men	žene Women	redoviti Full-time			izvanredni Part-time
				svega All	uz subvenciju troškova školarine Subsidised tuition fees	sami plaćaju punu školarinu Self-financing tuition fees	
Odjel za fiziku Sveučilišta u Osijeku <i>Department of Physics of University of Osijek</i>	29	15	14	29	18	11	-
Odjel za biologiju Sveučilišta u Osijeku <i>Department of Biology of University of Osijek</i>	29	1	28	29	27	2	-
Građevinski fakultet, Osijek <i>Faculty of Civil Engineering, Osijek</i>	192	127	65	192	155	37	-
Strojarski fakultet, Slavonski Brod <i>Faculty of Mechanical Engineering, Slavonski Brod</i>	179	146	33	117	115	2	62
Elektrotehnički fakultet, Osijek <i>Faculty of Electrical Engineering, Osijek</i>	333	296	37	302	268	34	31
Medicinski fakultet, Osijek <i>Faculty of Medicine, Osijek</i>	166	30	136	100	82	18	66
Prehrambeno-tehnološki fakultet, Osijek <i>Faculty of Food Technology, Osijek</i>	92	23	69	92	61	31	-
Poljoprivredni fakultet, Osijek <i>Faculty of Agriculture, Osijek</i>	264	138	126	210	173	37	54
Ekonomski fakultet, Osijek <i>Faculty of Economics, Osijek</i>	829	273	556	571	483	88	258
Pravni fakultet, Osijek <i>Faculty of Law, Osijek</i>	211	69	142	117	86	31	94
Filozofski fakultet, Osijek <i>Faculty of Humanities and Social Sciences, Osijek</i>	460	72	388	460	381	79	-
Učiteljski fakultet, Osijek <i>Faculty of Teacher Education, Osijek</i>	212	8	204	164	115	49	48
Katolički bogoslovni fakultet, Đakovo <i>Catholic Theological Faculty, Đakovo</i>	29	16	13	29	29	-	-
Umjetničke akademije <i>Art academies</i>	83	41	42	83	69	14	-
Umjetnička akademija, Osijek <i>Arts Academy, Osijek</i>	83	41	42	83	69	14	-
Sveučilište u Puli – Pola <i>University of Pula – Pola</i>	301	80	221	220	169	51	81
Fakulteti <i>Faculties</i>	301	80	221	220	169	51	81
Stručni studij <i>Professional study</i>	4	2	2	1	-	1	3
Stručni odjeli Sveučilišta u Puli – Pola <i>Professional Departments of University of Pula – Pola</i>	4	2	2	1	-	1	3
Sveučilišni studij <i>University study</i>	297	78	219	219	169	50	78
Sveučilišni odjeli Sveučilišta u Puli – Pola <i>University Departments of University of Pula – Pola</i>	297	78	219	219	169	50	78

**1.3. STUDENTI KOJI SU DIPLOMIRALI /ZAVRŠILI SVEUČILIŠNI ILI STRUČNI STUDIJ PREMA SVEUČILIŠTIMA, VRSTAMA VISOKIH UČILIŠTA, NAZIVU VISOKOG UČILIŠTA TE NAČINU STUDIRANJA I SPOLU U 2013.**

*STUDENTS WHO GRADUATED FROM UNIVERSITY OR COMPLETED PROFESSIONAL STUDY, BY UNIVERSITIES, TYPES OF INSTITUTIONS OF HIGHER EDUCATION, NAME OF INSTITUTION OF HIGHER EDUCATION, MODE OF STUDY AND SEX, 2013*

(nastavak)  
(continued)

	Ukupno Total			Način studiranja Mode of study			
	svega All	muškarci Men	žene Women	redoviti Full-time			izvanredni Part-time
				svega All	uz subvenciju troškova školarine Subsidised tuition fees	sami plaćaju punu školarinu Self-financing tuition fees	
Sveučilište u Rijeci <i>University of Rijeka</i>	4 274	1 519	2 755	2 988	2 242	746	1 286
Fakulteti <i>Faculties</i>	4 188	1 501	2 687	2 902	2 177	725	1 286
Stručni studij <i>Professional study</i>	547	216	331	240	194	46	307
Građevinski fakultet, Rijeka <i>Faculty of Civil Engineering, Rijeka</i>	56	52	4	4	1	3	52
Tehnički fakultet, Rijeka <i>Faculty of Engineering, Rijeka</i>	55	49	6	41	31	10	14
Pomorski fakultet, Rijeka <i>Faculty of Maritime Studies, Rijeka</i>	2	2	-	2	-	2	-
Medicinski fakultet, Rijeka <i>Faculty of Medicine, Rijeka</i>	183	26	157	98	87	11	85
Fakultet za menadžment u turizmu i ugostiteljstvu, Opatija <i>Faculty of Tourism and Hospitality Management, Opatija</i>	186	71	115	77	68	9	109
Pravni fakultet, Rijeka <i>Faculty of Law, Rijeka</i>	61	16	45	18	7	11	43
Učiteljski fakultet, Rijeka <i>Faculty of Teacher Education, Rijeka</i>	4	-	4	-	-	-	4
Sveučilišni studij <i>University study</i>	3 641	1 285	2 356	2 662	1 983	679	979
Odjel za matematiku Sveučilišta u Rijeci <i>Department of Mathematics of University of Rijeka</i>	17	2	15	17	15	2	-
Odjel za fiziku Sveučilišta u Rijeci <i>Department of Physics of University of Rijeka</i>	8	4	4	8	7	1	-
Odjel za informatiku Sveučilišta u Rijeci <i>Department of Informatics of University of Rijeka</i>	38	19	19	38	37	1	-
Odjel za biotehnologiju Sveučilišta u Rijeci <i>Department of Biotechnology of University of Rijeka</i>	36	7	29	36	36	-	-
Građevinski fakultet, Rijeka <i>Faculty of Civil Engineering, Rijeka</i>	133	76	57	133	112	21	-
Tehnički fakultet, Rijeka <i>Faculty of Engineering, Rijeka</i>	311	272	39	311	272	39	-
Pomorski fakultet, Rijeka <i>Faculty of Maritime Studies, Rijeka</i>	351	223	128	287	238	49	64
Medicinski fakultet, Rijeka <i>Faculty of Medicine, Rijeka</i>	173	46	127	173	140	33	-
Ekonomski fakultet, Rijeka <i>Faculty of Economics, Rijeka</i>	1 015	249	766	642	453	189	373
Fakultet za menadžment u turizmu i ugostiteljstvu, Opatija <i>Faculty of Tourism and Hospitality Management, Opatija</i>	916	260	656	445	268	177	471
Pravni fakultet, Rijeka <i>Faculty of Law, Rijeka</i>	181	46	135	138	91	47	43
Filozofski fakultet, Rijeka <i>Faculty of Philosophy, Rijeka</i>	351	78	273	351	246	105	-
Učiteljski fakultet, Rijeka <i>Faculty of Teacher Education, Rijeka</i>	111	3	108	83	68	15	28

**1.3. STUDENTI KOJI SU DIPLOMIRALI /ZAVRŠILI SVEUČILIŠNI ILI STRUČNI STUDIJ PREMA SVEUČILIŠTIMA, VRSTAMA VISOKIH UČILIŠTA, NAZIVU VISOKOG UČILIŠTA TE NAČINU STUDIRANJA I SPOLU U 2013.**  
**STUDENTS WHO GRADUATED FROM UNIVERSITY OR COMPLETED PROFESSIONAL STUDY, BY UNIVERSITIES, TYPES OF INSTITUTIONS OF HIGHER EDUCATION, NAME OF INSTITUTION OF HIGHER EDUCATION, MODE OF STUDY AND SEX, 2013**

(nastavak)  
(continued)

	Ukupno Total			Način studiranja Mode of study			
	svega All	muškarci Men	žene Women	redoviti Full-time			izvanredni Part-time
				svega All	uz subvenciju troškova školarine Subsidised tuition fees	sami plaćaju punu školarinu Self-financing tuition fees	
Umjetničke akademije Art academies	86	18	68	86	65	21	-
Akademija primijenjene umjetnosti, Rijeka Academy of Applied Arts, Rijeka	86	18	68	86	65	21	-
Sveučilište u Splitu University of Split	4 057	1 654	2 403	3 017	2 352	665	1 040
Fakulteti Faculties	3 974	1 621	2 353	2 934	2 274	660	1 040
Stručni studij Professional study	1 563	533	1 030	768	484	284	795
Fakultet građevinarstva, arhitekture i geodezije, Split Faculty of Civil Engineering, Architecture and Geodesy, Split	52	39	13	52	32	20	-
Fakultet elektrotehnike, strojarstva i brodogradnje, Split Faculty of Electrical Engineering, Mechanical Engineering and Naval Architecture, Split	72	61	11	72	21	51	-
Kemijsko-tehnološki fakultet, Split Faculty of Chemistry and Technology, Split	9	1	8	9	7	2	-
Pomorski fakultet, Split Faculty of Maritime Studies, Split	32	26	6	18	13	5	14
Medicinski fakultet, Split Faculty of Medicine, Split	90	15	75	90	62	28	-
Ekonomski fakultet, Split Faculty of Economics, Split	398	95	303	224	120	104	174
Pravni fakultet, Split Faculty of Law, Split	282	83	199	74	50	24	208
Filozofski fakultet, Split Faculty of Philosophy, Split	38	-	38	37	32	5	1
Sveučilišni studijski centar za stručne studije, Split University Department for Professional Courses of Study, Split	576	204	372	192	147	45	384
Kineziološki fakultet, Split Faculty of Kinesiology, Split	14	9	5	-	-	-	14
Sveučilišni studij University study	2 411	1 088	1 323	2 166	1 790	376	245
Prirodoslovno-matematički fakultet, Split Faculty of Science, Split	123	44	79	123	122	1	-
Fakultet građevinarstva, arhitekture i geodezije, Split Faculty of Civil Engineering, Architecture and Geodesy, Split	184	102	82	184	166	18	-
Fakultet elektrotehnike, strojarstva i brodogradnje, Split Faculty of Electrical Engineering, Mechanical Engineering and Naval Architecture, Split	483	356	127	483	430	53	-
Kemijsko-tehnološki fakultet, Split Faculty of Chemistry and Technology, Split	74	8	66	74	63	11	-
Pomorski fakultet, Split Faculty of Maritime Studies, Split	188	147	41	147	101	46	41
Sveučilišni studijski centar za studije mora, Split University Department for Maritime Studies, Split	65	22	43	65	56	9	-

**1.3. STUDENTI KOJI SU DIPLOMIRALI /ZAVRŠILI SVEUČILIŠNI ILI STRUČNI STUDIJ PREMA SVEUČILIŠTIMA, VRSTAMA VISOKIH UČILIŠTA, NAZIVU VISOKOG UČILIŠTA TE NAČINU STUDIRANJA I SPOLU U 2013.**

*STUDENTS WHO GRADUATED FROM UNIVERSITY OR COMPLETED PROFESSIONAL STUDY, BY UNIVERSITIES, TYPES OF INSTITUTIONS OF HIGHER EDUCATION, NAME OF INSTITUTION OF HIGHER EDUCATION, MODE OF STUDY AND SEX, 2013*

(nastavak)  
(continued)

	Ukupno Total			Način studiranja Mode of study			
	svega All	muškarci Men	žene Women	redoviti Full-time			izvanredni Part-time
				svega All	uz subvenciju troškova školarine Subsidised tuition fees	sami plaćaju punu školarinu Self-financing tuition fees	
Medicinski fakultet, Split <i>Faculty of Medicine, Split</i>	87	34	53	87	78	9	-
Međusveučilišni studij mediteranske poljoprivrede, Split <i>Interuniversity Study of Mediterranean Agriculture, Split</i>	17	9	8	17	13	4	-
Ekonomski fakultet, Split <i>Faculty of Economics, Split</i>	524	180	344	420	306	114	104
Pravni fakultet, Split <i>Faculty of Law, Split</i>	176	61	115	77	61	16	99
Filozofski fakultet, Split <i>Faculty of Philosophy, Split</i>	339	44	295	338	268	70	1
Kineziološki fakultet, Split <i>Faculty of Kinesiology, Split</i>	108	69	39	108	88	20	-
Katolički bogoslovni fakultet, Split <i>Catholic Theological Faculty, Split</i>	43	12	31	43	38	5	-
Umjetničke akademije <i>Art academies</i>	83	33	50	83	78	5	-
Umjetnička akademija, Split <i>Arts Academy, Split</i>	83	33	50	83	78	5	-
Sveučilište u Zadru <i>University of Zadar</i>	883	203	680	780	606	174	103
Fakulteti <i>Faculties</i>	883	203	680	780	606	174	103
Stručni studij <i>Professional study</i>	95	12	83	70	53	17	25
Stručni odjeli Sveučilišta u Zadru <i>Professional Department of University of Zadar</i>	95	12	83	70	53	17	25
Sveučilišni studij <i>University study</i>	788	191	597	710	553	157	78
Sveučilišni odjeli Sveučilišta u Zadru <i>University Departments of University of Zadar</i>	788	191	597	710	553	157	78
Sveučilište u Zagrebu <i>University of Zagreb</i>	14 104	5 641	8 463	12 136	8 319	3 817	1 968
Fakulteti <i>Faculties</i>	13 742	5 498	8 244	11 775	8 022	3 753	1 967
Stručni studij <i>Professional study</i>	961	256	705	314	141	173	647
Građevinski fakultet, Zagreb <i>Faculty of Civil Engineering, Zagreb</i>	5	2	3	5	3	2	-
Tekstilno-tehnološki fakultet, Zagreb <i>Faculty of Textile Technology, Zagreb</i>	18	4	14	16	10	6	2
Ekonomski fakultet, Zagreb <i>Faculty of Economics, Zagreb</i>	172	58	114	53	9	44	119

**1.3. STUDENTI KOJI SU DIPLOMIRALI /ZAVRŠILI SVEUČILIŠNI ILI STRUČNI STUDIJ PREMA SVEUČILIŠTIMA, VRSTAMA VISOKIH UČILIŠTA, NAZIVU VISOKOG UČILIŠTA TE NAČINU STUDIRANJA I SPOLU U 2013.**

*STUDENTS WHO GRADUATED FROM UNIVERSITY OR COMPLETED PROFESSIONAL STUDY, BY UNIVERSITIES, TYPES OF INSTITUTIONS OF HIGHER EDUCATION, NAME OF INSTITUTION OF HIGHER EDUCATION, MODE OF STUDY AND SEX, 2013*

(nastavak)  
(continued)

	Ukupno Total			Način studiranja Mode of study			
	svega All	muškarci Men	žene Women	redoviti Full-time			izvanredni Part-time
				svega All	uz subvenciju troškova školarine Subsidised tuition fees	sami plaćaju punu školarinu Self-financing tuition fees	
Fakultet organizacije i informatike, Varaždin <i>Faculty of Organisation and Informatics, Varaždin</i>	74	49	25	11	5	6	63
Pravni fakultet, Zagreb <i>Faculty of Law, Zagreb</i>	90	12	78	40	13	27	50
Učiteljski fakultet, Zagreb <i>Faculty of Teacher Education, Zagreb</i>	441	15	426	164	87	77	277
Kineziološki fakultet, Zagreb <i>Faculty of Kinesiology, Zagreb</i>	123	101	22	-	-	-	123
Katehetski institut Katoličkoga bogoslovnog fakulteta, Zagreb <i>Catechetical Institute of the Catholic Theological Faculty, Zagreb</i>	38	15	23	25	14	11	13
Sveučilišni studij <i>University study</i>	12 781	5 242	7 539	11 461	7 881	3 580	1 320
Prirodoslovno-matematički fakultet, Zagreb <i>Faculty of Science, Zagreb</i>	934	323	611	934	855	79	-
Arhitektonski fakultet, Zagreb <i>Faculty of Architecture, Zagreb</i>	303	98	205	303	187	116	-
Građevinski fakultet, Zagreb <i>Faculty of Civil Engineering, Zagreb</i>	416	268	148	416	256	160	-
Geodetski fakultet, Zagreb <i>Faculty of Geodesy, Zagreb</i>	199	123	76	199	147	52	-
Geotehnički fakultet, Varaždin <i>Faculty of Geotechnical Engineering, Varaždin</i>	38	15	23	38	38	-	-
Grafički fakultet, Zagreb <i>Faculty of Graphic Arts, Zagreb</i>	292	115	177	277	158	119	15
Fakultet strojarstva i brodogradnje, Zagreb <i>Faculty of Mechanical Engineering and Naval Architecture, Zagreb</i>	373	329	44	373	294	79	-
Fakultet prometnih znanosti, Zagreb <i>Faculty of Transport and Traffic Engineering, Zagreb</i>	684	531	153	284	172	112	400
Fakultet elektrotehnike i računarstva, Zagreb <i>Faculty of Electrical Engineering and Computing, Zagreb</i>	983	780	203	983	734	249	-
Rudarsko-geološko-naftni fakultet, Zagreb <i>Faculty of Mining, Geology and Petroleum Engineering, Zagreb</i>	175	128	47	175	149	26	-
Metalurški fakultet, Sisak <i>Faculty of Metallurgy, Sisak</i>	19	12	7	19	18	1	-
Fakultet kemijskog inženjerstva i tehnologije, Zagreb <i>Faculty of Chemical Engineering and Technology, Zagreb</i>	135	45	90	135	101	34	-
Tekstilno-tehnološki fakultet, Zagreb <i>Faculty of Textile Technology, Zagreb</i>	191	8	183	181	139	42	10
Medicinski fakultet, Zagreb <i>Faculty of Medicine, Zagreb</i>	275	80	195	275	229	46	-
Stomatološki fakultet, Zagreb <i>Faculty of Dental Medicine, Zagreb</i>	87	29	58	87	58	29	-
Farmaceutsko-biokemijski fakultet, Zagreb <i>Faculty of Pharmacy and Biochemistry, Zagreb</i>	142	18	124	142	90	52	-
Veterinarski fakultet, Zagreb <i>Faculty of Veterinary Medicine, Zagreb</i>	72	24	48	72	51	21	-
Prehrambeno-biotehnološki fakultet, Zagreb <i>Faculty of Food Technology and Biotechnology, Zagreb</i>	185	29	156	185	137	48	-

**1.3. STUDENTI KOJI SU DIPLOMIRALI /ZAVRŠILI SVEUČILIŠNI ILI STRUČNI STUDIJ PREMA SVEUČILIŠTIMA, VRSTAMA VISOKIH UČILIŠTA, NAZIVU VISOKOG UČILIŠTA TE NAČINU STUDIRANJA I SPOLU U 2013.**

*STUDENTS WHO GRADUATED FROM UNIVERSITY OR COMPLETED PROFESSIONAL STUDY, BY UNIVERSITIES, TYPES OF INSTITUTIONS OF HIGHER EDUCATION, NAME OF INSTITUTION OF HIGHER EDUCATION, MODE OF STUDY AND SEX, 2013*

(nastavak)  
(continued)

	Ukupno Total			Način studiranja Mode of study			
	svega All	muškarci Men	žene Women	redoviti Full-time			izvanredni Part-time
				svega All	uz subvenciju troškova školarine Subsidised tuition fees	sami plaćaju punu školarinu Self-financing tuition fees	
Agronomski fakultet, Zagreb <i>Faculty of Agriculture, Zagreb</i>	558	204	354	558	415	143	-
Šumarski fakultet, Zagreb <i>Faculty of Forestry, Zagreb</i>	143	95	48	143	106	37	-
Ekonomski fakultet, Zagreb <i>Faculty of Economics, Zagreb</i>	2 213	713	1 500	1 707	732	975	506
Fakultet organizacije i informatike, Varaždin <i>Faculty of Organisation and Informatics, Varaždin</i>	410	236	174	347	222	125	63
Pravni fakultet, Zagreb <i>Faculty of Law, Zagreb</i>	690	120	570	447	335	112	243
Fakultet političkih znanosti, Zagreb <i>Faculty of Political Sciences, Zagreb</i>	689	238	451	618	315	303	71
Filozofski fakultet, Zagreb <i>Faculty of Humanities and Social Sciences, Zagreb</i>	1 145	252	893	1 139	961	178	6
Hrvatski studiji, Zagreb <i>Croatian Studies, Zagreb</i>	439	105	334	439	380	59	-
Učiteljski fakultet, Zagreb <i>Faculty of Teacher Education, Zagreb</i>	209	21	188	209	90	119	-
Edukacijsko-rehabilitacijski fakultet, Zagreb <i>Faculty of Education and Rehabilitation Sciences, Zagreb</i>	249	7	242	249	205	44	-
Kineziološki fakultet, Zagreb <i>Faculty of Kinesiology, Zagreb</i>	313	201	112	313	160	153	-
Katolički bogoslovni fakultet, Zagreb, i studij <i>Catholic Theological Faculty, Zagreb and Department</i>	115	70	45	115	75	40	-
Institut Katoličkoga bogoslovog fakulteta, Zagreb <i>Institute of Catholic Theological Faculty, Zagreb</i>	40	3	37	40	29	11	-
Filozofsko-teološki institut Družbe Isusove, Zagreb <i>Institute of Philosophy and Theology of the Society of Jesus, Zagreb</i>	7	6	1	6	-	6	1
Filozofski fakultet Družbe Isusove, Zagreb <i>Faculty of Philosophy of the Society of Jesus, Zagreb</i>	58	16	42	53	43	10	5
Umjetničke akademije <i>Art academies</i>	362	143	219	361	297	64	1
Akademija dramske umjetnosti, Zagreb <i>Academy of Dramatic Arts, Zagreb</i>	67	33	34	66	58	8	1
Akademija likovnih umjetnosti, Zagreb <i>Academy of Fine Arts, Zagreb</i>	121	42	79	121	91	30	-
Muzička akademija, Zagreb <i>Academy of Music, Zagreb</i>	174	68	106	174	148	26	-
Visoka učilišta izvan sveučilišta <i>Higher education institutions outside university system</i>	7 523	3 690	3 833	3 817	1 419	2 398	706
Veleučilišta <i>Polytechnics</i>	4 882	2 425	2 457	2 537	1 332	1 205	2 345
Međimursko veleučilište u Čakovcu <i>Polytechnic of Međimurje in Čakovec</i>	99	38	61	61	49	12	38

**1.3. STUDENTI KOJI SU DIPLOMIRALI /ZAVRŠILI SVEUČILIŠNI ILI STRUČNI STUDIJ PREMA SVEUČILIŠTIMA, VRSTAMA VISOKIH UČILIŠTA, NAZIVU VISOKOG UČILIŠTA TE NAČINU STUDIRANJA I SPOLU U 2013.**

*STUDENTS WHO GRADUATED FROM UNIVERSITY OR COMPLETED PROFESSIONAL STUDY, BY UNIVERSITIES, TYPES OF INSTITUTIONS OF HIGHER EDUCATION, NAME OF INSTITUTION OF HIGHER EDUCATION, MODE OF STUDY AND SEX, 2013*

(nastavak)  
(continued)

	Ukupno Total			Način studiranja Mode of study			
	svega All	muškarci Men	žene Women	redoviti Full-time			izvanredni Part-time
				svega All	uz subvenciju troškova školarine Subsidised tuition fees	sami plaćaju punu školarinu Self-financing tuition fees	
Veleučilište Nikola Tesla u Gospiću <i>Polytechnic Nikola Tesla in Gospić</i>	94	32	62	45	37	8	49
Veleučilište u Karlovcu <i>Polytechnic in Karlovac</i>	319	194	125	160	94	66	159
Veleučilište u Kninu <i>Polytechnic in Knin</i>	42	12	30	34	26	8	8
Veleučilište u Požezi <i>Polytechnic in Požega</i>	241	61	180	102	76	26	139
Veleučilište u Rijeci <i>Polytechnic in Rijeka</i>	697	371	326	271	157	114	426
Veleučilište u Slavonskom Brodu <i>Polytechnic in Slavonski Brod</i>	177	66	111	108	83	25	69
Veleučilište u Šibeniku <i>Polytechnic in Šibenik</i>	175	73	102	124	98	26	51
Veleučilište u Varaždinu <i>Polytechnic in Varaždin</i>	250	74	176	85	62	23	165
Veleučilište u Velikoj Gorici <i>Polytechnic in Velika Gorica</i>	415	325	90	148	-	148	267
Veleučilište Lavoslav Ružička u Vukovaru <i>Polytechnic Lavoslav Ružička in Vukovar</i>	234	79	155	128	99	29	106
Tehničko veleučilište, Zagreb <i>Technical Polytechnic in Zagreb</i>	903	766	137	577	302	275	326
Zdravstveno veleučilište, Zagreb <i>University of Applied Health Studies in Zagreb</i>	807	140	667	351	248	103	456
Veleučilište Vern, Zagreb <i>Polytechnic Vern, Zagreb</i>	395	169	226	320	1	319	75
Veleučilište Hrvatsko Zagorje, Krapina <i>Polytechnic Hrvatsko Zagorje in Krapina</i>	34	25	9	23	-	23	11
Visoke škole <i>Schools of professional higher education</i>	2 595	1 239	1 356	1 253	84	1 169	1 342
Visoka tehnička škola, Bjelovar <i>Faculty of Polytechnic, Bjelovar</i>	77	25	52	39	-	39	38
Politehnika Pula, Visoka tehničko-poslovna škola, Pula – Pola <i>Polytechnic Pula – College of Applied Sciences, Pula – Pola</i>	14	9	5	4	-	4	10
Visoka škola za sigurnost, Zagreb <i>School of Professional Higher Education in Safety, Zagreb</i>	249	179	70	-	-	-	249
Visoko gospodarsko učilište, Križevci <i>School of Professional Higher Education in Agriculture, Križevci</i>	110	50	60	53	41	12	57
Američka visoka škola za management i tehnologiju, Dubrovnik <i>American College of Management and Technology, Dubrovnik</i>	81	39	42	81	5	76	-
Visoka poslovna škola, Višnjan <i>Business School, Višnjan</i>	20	5	15	3	-	3	17
Visoka škola za poslovanje i upravljanje, Zaprešić <i>School of Professional Higher Education for Business and Management, Zaprešić</i>	689	260	429	299	-	299	390
Zagrebačka škola ekonomije i managementa, Zagreb <i>Zagreb School of Economics and Management, Zagreb</i>	353	171	182	296	-	296	57
Visoka škola tržišnih komunikacija Agora, Zagreb <i>College of Market Communications Agora, Zagreb</i>	60	34	26	47	-	47	13

**1.3. STUDENTI KOJI SU DIPLOMIRALI /ZAVRŠILI SVEUČILIŠNI ILI STRUČNI STUDIJ PREMA SVEUČILIŠTIMA, VRSTAMA VISOKIH UČILIŠTA, NAZIVU VISOKOG UČILIŠTA TE NAČINU STUDIRANJA I SPOLU U 2013.**

STUDENTS WHO GRADUATED FROM UNIVERSITY OR COMPLETED PROFESSIONAL STUDY, BY UNIVERSITIES, TYPES OF INSTITUTIONS OF HIGHER EDUCATION, NAME OF INSTITUTION OF HIGHER EDUCATION, MODE OF STUDY AND SEX, 2013

(nastavak)  
(continued)

	Ukupno Total			Način studiranja Mode of study			
	svega All	muškarci Men	žene Women	redoviti Full-time			izvanredni Part-time
				svega All	uz subvenciju troškova školarine Subsidised tuition fees	sami plaćaju punu školarinu Self-financing tuition fees	
Visoka poslovna škola Minerva, Dugopolje <i>Minerva Business College, Dugopolje</i>	19	15	4	17	-	17	2
Visoka poslovna škola Libertas, Zagreb <i>Libertas Business College, Zagreb</i>	290	122	168	158	-	158	132
Visoka poslovna škola Zagreb, Zagreb <i>Business School of Professional Higher Education Zagreb, Zagreb</i>	133	49	84	58	-	58	75
RRiF Visoka škola za financijski menadžment, Zagreb <i>RRiF School of Professional Higher Education for Financial Management, Zagreb</i>	18	7	11	6	-	6	12
Međunarodna diplomatska škola za poslovno upravljanje, Zagreb <i>International Graduate Business School, Zagreb</i>	6	4	2	-	-	-	6
Visoka škola za menadžment u turizmu i informatici, Virovitica <i>School of Professional Higher Education for Management in Tourism and Informatics, Virovitica</i>	92	29	63	51	38	13	41
Visoka škola za informacijske tehnologije, Zagreb <i>School of Professional Higher Education for Information Technologies, Zagreb</i>	45	41	4	11	-	11	34
Visoka policijska škola, Zagreb <i>Police Academy, Zagreb</i>	136	108	28	-	-	-	136
Visoka škola za primijenjeno računalstvo, Zagreb <i>University College for Applied Computer Engineering, Zagreb</i>	15	13	2	8	-	8	7
Visoka škola za odnose s javnošću i studij medija Kairos, Zagreb <i>College for Public Relations and Media Studies Kairos, Zagreb</i>	34	9	25	21	-	21	13
Visoka škola za menadžment i dizajn Aspira, Split <i>College of Management and Design Aspira, Split</i>	10	10	-	10	-	10	-
Visoka poslovna škola Par, Rijeka <i>Business School Par, Rijeka</i>	6	1	5	1	-	1	5
Visoka škola Nikola Šubić Zrinski, Zagreb <i>University College Nikola Zrinski, Zagreb</i>	31	11	20	16	-	16	15
Visoka škola međunarodnih odnosa i diplomacije Dag Hammarskjöld, Zagreb <i>Dag Hammarskjöld University College of International Relations and Diplomacy, Zagreb</i>	82	40	42	68	-	68	14
Visoko učilište Effectus - Visoka škola za financije i pravo, Zagreb <i>University College Effectus – College for Law and Finance, Zagreb</i>	25	8	17	6	-	6	19
Visoka vjerska učilišta <i>Religious schools of higher education</i>	46	26	20	27	3	24	19
Adventističko teološko visoko učilište, Maruševec <i>Faculty of Adventist Theology, Maruševec</i>	1	-	1	-	-	-	1
Visoko evanđeosko teološko učilište, Osijek <i>Evangelical Theological Seminary, Osijek</i>	22	18	4	4	-	4	18
Teološki fakultet "Matija Vlačić Ilirik", Zagreb <i>Theological Faculty "Matija Vlačić Ilirik", Zagreb</i>	23	8	15	23	3	20	-

**1.4. STUDENTI KOJI SU DIPLOMIRALI /ZAVRŠILI SVEUČILIŠNI ILI STRUČNI STUDIJ PREMA SKUPINAMA VISOKIH UČILIŠTA, NAČINU STUDIRANJA, SPOLU TE GODINAMA PROVEDENIMA NA STUDIJU OD UPISA DO DIPLOMIERANJA U 2013.**  
**STUDENTS WHO GRADUATED FROM UNIVERSITY OR COMPLETED PROFESSIONAL STUDY, BY GROUPS OF INSTITUTIONS OF HIGHER EDUCATION, MODE OF STUDY, SEX AND YEARS OF STUDYING FROM ENROLMENT TO GRADUATION, 2013**

	Ukupno Total			Godine provedene na studiju Years of studying							
	svega All	muškarci Men	žene Women	1		2		3		4	
				svega All	žene Women	svega All	žene Women	svega All	žene Women	svega All	žene Women
Visoka učilišta Institutions of higher education	35 252	14 489	20 763	1 575	1 034	5 716	3 268	10 391	6 536	7 077	4 102
Redoviti (uz subvenciju troškova školarine) Full-time (subsidised tuition fees)	17 569	6 968	10 601	729	495	3 762	2 133	6 756	4 254	2 829	1 620
Redoviti (sami plaćaju punu školarinu) Full-time (self-financed tuition fees)	8 461	3 593	4 868	238	161	921	545	1 646	1 004	2 551	1 491
Izvanredni Part-time	9 222	3 928	5 294	608	378	1 033	590	1 989	1 278	1 697	991
Veleučilišta Polytechnics	4 882	2 425	2 457	48	16	285	144	1 727	1 024	1 448	735
Redoviti (uz subvenciju troškova školarine) Full-time (subsidised tuition fees)	1 332	607	725	-	-	52	29	746	439	357	195
Redoviti (sami plaćaju punu školarinu) Full-time (self-financed tuition fees)	1 205	706	499	5	3	46	17	216	106	525	234
Izvanredni Part-time	2 345	1 112	1 233	43	13	187	98	765	479	566	306
Visoke škole Schools of professional higher education	2 641	1 265	1 376	123	60	332	170	927	569	597	293
Redoviti (uz subvenciju troškova školarine) Full-time (subsidised tuition fees)	87	30	57	-	-	-	-	46	36	29	16
Redoviti (sami plaćaju punu školarinu) Full-time (self-financed tuition fees)	1 193	533	660	13	5	107	59	466	300	323	156
Izvanredni Part-time	1 361	702	659	110	55	225	111	415	233	245	121
Fakulteti Faculties	27 115	10 564	16 551	1 297	883	4 986	2 887	7 601	4 858	4 856	2 966
Redoviti (uz subvenciju troškova školarine) Full-time (subsidised tuition fees)	15 641	6 147	9 494	635	426	3 622	2 052	5 839	3 698	2 286	1 312
Redoviti (sami plaćaju punu školarinu) Full-time (self-financed tuition fees)	5 959	2 303	3 656	207	147	744	455	953	594	1 684	1 090
Izvanredni Part-time	5 515	2 114	3 401	455	310	620	380	809	566	886	564
Stručni studij Professional study	3 829	1 310	2 519	285	179	249	135	1 119	819	956	639
Redoviti (uz subvenciju troškova školarine) Full-time (subsidised tuition fees)	1 054	335	719	52	28	39	22	602	440	202	140
Redoviti (sami plaćaju punu školarinu) Full-time (self-financed tuition fees)	653	224	429	5	3	31	22	152	103	274	189
Izvanredni Part-time	2 122	751	1 371	228	148	179	91	365	276	480	310
Sveučilišni studij University study	23 286	9 254	14 032	1 012	704	4 737	2 752	6 482	4 039	3 900	2 327
Redoviti (uz subvenciju troškova školarine) Full-time (subsidised tuition fees)	14 587	5 812	8 775	583	398	3 583	2 030	5 237	3 258	2 084	1 172
Redoviti (sami plaćaju punu školarinu) Full-time (self-financed tuition fees)	5 306	2 079	3 227	202	144	713	433	801	491	1 410	901
Izvanredni Part-time	3 393	1 363	2 030	227	162	441	289	444	290	406	254
Umjetničke akademije Art academies	614	235	379	107	75	113	67	136	85	176	108
Redoviti (uz subvenciju troškova školarine) Full-time (subsidised tuition fees)	509	184	325	94	69	88	52	125	81	157	97
Redoviti (sami plaćaju punu školarinu) Full-time (self-financed tuition fees)	104	51	53	13	6	24	14	11	4	19	11
Izvanredni Part-time	1	-	1	-	-	1	1	-	-	-	-

**1.4. STUDENTI KOJI SU DIPLOMIRALI /ZAVRŠILI SVEUČILIŠNI ILI STRUČNI STUDIJ PREMA SKUPINAMA VISOKIH UČILIŠTA, NAČINU STUDIRANJA, SPOLU TE GODINAMA PROVEDENIMA NA STUDIJU OD UPISA DO DIPLOMIERANJA U 2013.**  
**STUDENTS WHO GRADUATED FROM UNIVERSITY OR COMPLETED PROFESSIONAL STUDY, BY GROUPS OF INSTITUTIONS OF HIGHER EDUCATION, MODE OF STUDY, SEX AND YEARS OF STUDYING FROM ENROLMENT TO GRADUATION, 2013**

(nastavak)  
(continued)

	Godine provedene na studiju Years of studying									
	5		6		7		8		9 i više 9 and more	
	svega All	žene Women	svega All	žene Women	svega All	žene Women	svega All	žene Women	svega All	žene Women
Visoka učilišta Institutions of higher education	3 622	2 106	2 418	1 346	1 295	725	785	435	2 373	1 211
Redoviti (uz subvenciju troškova školarine) Full-time (subsidised tuition fees)	1 244	777	911	556	453	275	200	119	685	372
Redoviti (sami plaćaju punu školarinu) Full-time (self-financed tuition fees)	1 292	729	740	387	307	170	204	111	562	270
Izvanredni Part-time	1 086	600	767	403	535	280	381	205	1 126	569
Veleučilišta Polytechnics	518	212	338	123	170	73	91	34	257	96
Redoviti (uz subvenciju troškova školarine) Full-time (subsidised tuition fees)	74	28	49	10	24	13	8	4	22	7
Redoviti (sami plaćaju punu školarinu) Full-time (self-financed tuition fees)	195	71	124	37	34	10	23	3	37	18
Izvanredni Part-time	249	113	165	76	112	50	60	27	198	71
Visoke škole Schools of professional higher education	328	155	146	60	75	30	58	24	55	15
Redoviti (uz subvenciju troškova školarine) Full-time (subsidised tuition fees)	5	2	1	1	4	2	1	-	1	-
Redoviti (sami plaćaju punu školarinu) Full-time (self-financed tuition fees)	174	93	57	23	24	10	21	14	8	-
Izvanredni Part-time	149	60	88	36	47	18	36	10	46	15
Fakulteti Faculties	2 733	1 719	1 918	1 150	1 044	621	633	375	2 047	1 092
Redoviti (uz subvenciju troškova školarine) Full-time (subsidised tuition fees)	1 139	734	853	538	424	260	189	114	654	360
Redoviti (sami plaćaju punu školarinu) Full-time (self-financed tuition fees)	906	558	551	321	244	149	159	93	511	249
Izvanredni Part-time	688	427	514	291	376	212	285	168	882	483
Stručni studij Professional study	473	307	226	135	164	105	116	69	241	131
Redoviti (uz subvenciju troškova školarine) Full-time (subsidised tuition fees)	72	42	12	3	12	6	9	5	54	33
Redoviti (sami plaćaju punu školarinu) Full-time (self-financed tuition fees)	100	62	38	24	13	9	1	-	39	17
Izvanredni Part-time	301	203	176	108	139	90	106	64	148	81
Sveučilišni studij University study	2 260	1 412	1 692	1 015	880	516	517	306	1 806	961
Redoviti (uz subvenciju troškova školarine) Full-time (subsidised tuition fees)	1 067	692	841	535	412	254	180	109	600	327
Redoviti (sami plaćaju punu školarinu) Full-time (self-financed tuition fees)	806	496	513	297	231	140	158	93	472	232
Izvanredni Part-time	387	224	338	183	237	122	179	104	734	402
Umjetničke akademije Art academies	43	20	16	13	6	1	3	2	14	8
Redoviti (uz subvenciju troškova školarine) Full-time (subsidised tuition fees)	26	13	8	7	1	-	2	1	8	5
Redoviti (sami plaćaju školarinu) Full-time (self-financed tuition fees)	17	7	8	6	5	1	1	1	6	3
Izvanredni Part-time	-	-	-	-	-	-	-	-	-	-

**1.5. STUDENTI KOJI SU DIPLOMIRALI /ZAVRŠILI SVEUČILIŠNI ILI STRUČNI STUDIJ PREMA SKUPINAMA VISOKIH UČILIŠTA, GODINAMA ŽIVOTA I SPOLU U 2013.**  
**STUDENTS WHO GRADUATED FROM UNIVERSITY OR COMPLETED PROFESSIONAL STUDY, BY GROUPS OF INSTITUTIONS OF HIGHER EDUCATION, AGE AND SEX, 2013**

		Ukupno Total	Godine života Age							40 i više 40 and over
			21 i manje 21 and under	22 – 24	25 – 27	28 – 30	31 – 33	34 – 36	37 – 39	
Visoka učilišta <i>Institutions of higher education</i>	ukupno <i>Total</i>	35 252	6 593	15 718	6 529	2 260	1 369	899	665	1 219
	studenti <i>Male students</i>	14 489	2 413	6 136	2 878	1 103	677	422	300	560
	studentice <i>Female students</i>	20 763	4 180	9 582	3 651	1 157	692	477	365	659
Veleučilišta <i>Polytechnics</i>	ukupno <i>Total</i>	4 882	1 026	1 537	776	440	297	249	210	347
	studenti <i>Male students</i>	2 425	407	806	432	241	168	118	99	154
	studentice <i>Female students</i>	2 457	619	731	344	199	129	131	111	193
Visoke škole <i>Schools of professional higher education</i>	ukupno <i>Total</i>	2 641	346	772	497	257	255	147	117	250
	studenti <i>Male students</i>	1 265	104	365	248	141	149	75	56	127
	studentice <i>Female students</i>	1 376	242	407	249	116	106	72	61	123
Fakulteti <i>Faculties</i>	ukupno <i>Total</i>	27 115	5 128	13 098	5 132	1 525	796	491	334	611
	studenti <i>Male students</i>	10 564	1 871	4 853	2 149	705	347	222	144	273
	studentice <i>Female students</i>	16 551	3 257	8 245	2 983	820	449	269	190	338
Stručni studij <i>Professional study</i>	ukupno <i>Total</i>	3 829	869	1 311	548	295	236	214	135	221
	studenti <i>Male students</i>	1 310	230	443	213	118	86	86	53	81
	studentice <i>Female students</i>	2 519	639	868	335	177	150	128	82	140
Sveučilišni studij <i>University study</i>	ukupno <i>Total</i>	23 286	4 259	11 787	4 584	1 230	560	277	199	390
	studenti <i>Male students</i>	9 254	1 641	4 410	1 936	587	261	136	91	192
	studentice <i>Female students</i>	14 032	2 618	7 377	2 648	643	299	141	108	198
Umjetničke akademije <i>Art academies</i>	ukupno <i>Total</i>	614	93	311	124	38	21	12	4	11
	studenti <i>Male students</i>	235	31	112	49	16	13	7	1	6
	studentice <i>Female students</i>	379	62	199	75	22	8	5	3	5

**1.6. STUDENTI KOJI SU DIPLOMIRALI /ZAVRŠILI SVEUČILIŠNI ILI STRUČNI STUDIJ PREMA SKUPINAMA VISOKIH UČILIŠTA, VRSTI STUDIJA I SPOLU U 2013.**  
**STUDENTS WHO GRADUATED FROM UNIVERSITY OR COMPLETED PROFESSIONAL STUDY, BY GROUPS OF INSTITUTIONS OF HIGHER EDUCATION, TYPE OF STUDY AND SEX, 2013**

	Ukupno Total	Veleučilišta Polytechnics	Visoke škole Schools of professional higher education	Fakulteti Faculties			Umjetničke akademije Art academies
				svega All	stručni studij Professional study	sveučilišni studij University study	
Visoka učilišta – ukupno <i>Institutions of higher education – total</i>	35 252	4 882	2 641	27 115	3 829	23 286	614
žene/ Women	20 763	2 457	1 376	16 551	2 519	14 032	379
Prema predbolonjskom programu <i>According to pre-Bologna programme</i>	2 276	218	54	1 991	170	1 821	13
žene/ Women	1 111	76	13	1 014	86	928	8
Stručni dodiplomski studij <i>Undergraduate professional study</i>	432	218	44	170	170	-	-
žene/ Women	168	76	6	86	86	-	-
Sveučilišni dodiplomski studij <i>Undergraduate university study</i>	1 844	-	10 <sup>1)</sup>	1 821	-	1 821	13
žene/ Women	943	-	7 <sup>1)</sup>	928	-	928	8
Prema bolonjskom programu <i>According to Bologna programme</i>	32 976	4 664	2 587	25 124	3 659	21 465	601
žene/ Women	19 652	2 381	1 363	15 537	2 433	13 104	371
Stručni studij <i>Professional study</i>	8 640	3 718	1 781	3 141	3 141	-	-
žene/ Women	5 063	1 951	979	2 133	2 133	-	-
Specijalistički diplomski stručni studij <i>Specialist professional graduate study</i>	2 257	946	793	518	518	-	-
žene/ Women	1 106	430	376	300	300	-	-
Preddiplomski sveučilišni studij <i>Undergraduate university study</i>	10 291	-	13 <sup>1)</sup>	9 969	-	9 969	309
žene/ Women	5 971	-	8 <sup>1)</sup>	5 781	-	5 781	182
Diplomski sveučilišni studij <i>Graduate university study</i>	9 327	-	-	9 052	-	9 052	275
žene/ Women	5 730	-	-	5 556	-	5 556	174
Integrirani preddiplomski i diplomski studij <i>Integrated undergraduate and graduate study</i>	2 461	-	-	2 444	-	2 444	17
žene/ Women	1 782	-	-	1 767	-	1 767	15

1) Visoke škole koje imaju dopusnicu Ministarstva znanosti, obrazovanja i sporta mogu iznimno provoditi i sveučilišni studij.

1) Schools of higher education that hold the accreditation of the Ministry of Science, Education and Sports may exceptionally perform university studies.

**1.7. STUDENTI KOJI SU DIPLOMIRALI /ZAVRŠILI SVEUČILIŠNI ILI STRUČNI STUDIJ PREMA SKUPINAMA VISOKIH UČILIŠTA, VRSTI STUDIJA, NAČINU STUDIRANJA I SPOLU U 2013.**  
**STUDENTS WHO GRADUATED FROM UNIVERSITY OR COMPLETED PROFESSIONAL STUDY, BY GROUPS OF INSTITUTIONS OF HIGHER EDUCATION, TYPE OF STUDY, MODE OF STUDY AND SEX, 2013**

	Ukupno <i>Total</i>			Način studiranja <i>Mode of study</i>			
	svega <i>All</i>	muškarci <i>Men</i>	žene <i>Women</i>	redoviti <i>Full-time</i>			izvanredni <i>Part-time</i>
				svega <i>All</i>	uz subvenciju troškova školarine <i>Subsidised tuition fees</i>	sami plaćaju školarinu <i>Self-financed tuition fees</i>	
Visoka učilišta <i>Institutions of higher education</i>	35 252	14 489	20 763	26 030	17 569	8 461	9 222
Prema predbolonjskom programu <i>According to pre-Bologna programme</i>	2 276	1 165	1 111	1 197	663	534	1 079
Stručni dodiplomski studij <i>Undergraduate professional study</i>	432	264	168	140	66	74	292
Sveučilišni dodiplomski studij <i>Undergraduate university study</i>	1 844	901	943	1 057	597	460	787
Prema bolonjskom programu <i>According to Bologna programme</i>	32 976	13 324	19 652	24 833	16 906	7 927	8 143
Stručni studij <i>Professional study</i>	8 640	3 577	5 063	4 725	2 224	2 501	3 915
Specijalistički diplomski stručni studij <i>Specialist professional graduate study</i>	2 257	1 151	1 106	636	180	456	1 621
Preddiplomski sveučilišni studij <i>Undergraduate university study</i>	10 291	4 320	5 971	8 834	6 026	2 808	1 457
Diplomski sveučilišni studij <i>Graduate university study</i>	9 327	3 597	5 730	8 365	6 894	1 471	962
Integrirani preddiplomski i diplomski studij <i>Integrated undergraduate and graduate study</i>	2 461	679	1 782	2 273	1 582	691	188
Veleučilišta <i>Polytechnics</i>	4 882	2 425	2 457	2 537	1 332	1 205	2 345
Prema predbolonjskom programu <i>According to pre-Bologna programme</i>	218	142	76	43	16	27	175
Stručni dodiplomski studij <i>Undergraduate professional study</i>	218	142	76	43	16	27	175
Prema bolonjskom programu <i>According to Bologna programme</i>	4 664	2 283	2 381	2 494	1 316	1 178	2 170
Stručni studij <i>Professional study</i>	3 718	1 767	1 951	2 248	1 236	1 012	1 470
Specijalistički diplomski stručni studij <i>Specialist professional graduate study</i>	946	516	430	246	80	166	700
Visoke škole <i>Schools of professional higher education</i>	2 641	1 265	1 376	1 280	87	1 193	1 361
Prema predbolonjskom programu <i>According to pre-Bologna programme</i>	54	41	13	17	1	16	37
Stručni dodiplomski studij <i>Undergraduate professional study</i>	44	38	6	7	-	7	37
Sveučilišni dodiplomski studij <i>Undergraduate university study</i>	10	3	7	10	1	9	-

**1.7. STUDENTI KOJI SU DIPLOMIRALI /ZAVRŠILI SVEUČILIŠNI ILI STRUČNI STUDIJ PREMA SKUPINAMA VISOKIH UČILIŠTA, VRSTI STUDIJA, NAČINU STUDIRANJA I SPOLU U 2013.**  
**STUDENTS WHO GRADUATED FROM UNIVERSITY OR COMPLETED PROFESSIONAL STUDY, BY GROUPS OF INSTITUTIONS OF HIGHER EDUCATION, TYPE OF STUDY, MODE OF STUDY AND SEX, 2013**

(nastavak)  
(continued)

	Ukupno Total			Način studiranja Mode of study			
	svoga All	muškarci Men	žene Women	redoviti Full-time			izvanredni Part-time
				svoga All	uz subvenciju troškova školarine Subsidised tuition fees	sami plaćaju školarinu Self-financed tuition fees	
Prema bolonjskom programu <i>According to Bologna programme</i>	2 587	1 224	1 363	1 263	86	1 177	1 324
Stručni studij <i>Professional study</i>	1 781	802	979	995	84	911	786
Specijalistički diplomski stručni studij <i>Specialist professional graduate study</i>	793	417	376	255	-	255	538
Preddiplomski sveučilišni studij <i>Undergraduate university study</i>	13	5	8	13	2	11	-
Fakulteti <i>Faculties</i>	27 115	10 564	16 551	21 600	15 641	5 959	5 515
Prema predbolonjskom programu <i>According to pre-Bologna programme</i>	1 991	977	1 014	1 124	639	485	867
Stručni dodiplomski studij <i>Undergraduate professional study</i>	170	84	86	90	50	40	80
Sveučilišni dodiplomski studij <i>Undergraduate university study</i>	1 821	893	928	1 034	589	445	787
Prema bolonjskom programu <i>According to Bologna programme</i>	25 124	9 587	15 537	20 476	15 002	5 474	4 648
Stručni studij <i>Professional study</i>	3 141	1 008	2 133	1 482	904	578	1 659
Specijalistički diplomski stručni studij <i>Specialist professional graduate study</i>	518	218	300	135	100	35	383
Preddiplomski sveučilišni studij <i>Undergraduate university study</i>	9 969	4 188	5 781	8 512	5 755	2 757	1 457
Diplomski sveučilišni studij <i>Graduate university study</i>	9 052	3 496	5 556	8 091	6 672	1 419	961
Integrirani preddiplomski i diplomski studij <i>Integrated undergraduate and graduate study</i>	2 444	677	1 767	2 256	1 571	685	188
Stručni studij <i>Professional study</i>	3 829	1 310	2 519	1 707	1 054	653	2 122
Prema predbolonjskom programu <i>According to pre-Bologna programme</i>	170	84	86	90	50	40	80
Stručni dodiplomski studij <i>Undergraduate professional study</i>	170	84	86	90	50	40	80
Prema bolonjskom programu <i>According to Bologna programme</i>	3 659	1 226	2 433	1 617	1 004	613	2 042
Stručni studij <i>Professional study</i>	3 141	1 008	2 133	1 482	904	578	1 659
Specijalistički diplomski stručni studij <i>Specialist professional graduate study</i>	518	218	300	135	100	35	383

**1.7. STUDENTI KOJI SU DIPLOMIRALI /ZAVRŠILI SVEUČILIŠNI ILI STRUČNI STUDIJ PREMA SKUPINAMA VISOKIH UČILIŠTA, VRSTI STUDIJA, NAČINU STUDIRANJA I SPOLU U 2013.**  
**STUDENTS WHO GRADUATED FROM UNIVERSITY OR COMPLETED PROFESSIONAL STUDY, BY GROUPS OF INSTITUTIONS OF HIGHER EDUCATION, TYPE OF STUDY, MODE OF STUDY AND SEX, 2013**

(nastavak)  
(continued)

	Ukupno <i>Total</i>			Način studiranja <i>Mode of study</i>			
	svega <i>All</i>	muškarci <i>Men</i>	žene <i>Women</i>	redoviti <i>Full-time</i>			izvanredni <i>Part-time</i>
				svega <i>All</i>	uz subvenciju troškova školarine <i>Subsidised tuition fees</i>	sami plaćaju školarinu <i>Self-financed tuition fees</i>	
Sveučilišni studij <i>University study</i>	23 286	9 254	14 032	19 893	14 587	5 306	3 393
Prema predbolonjskom programu <i>According to pre-Bologna programme</i>	1 821	893	928	1 034	589	445	787
Sveučilišni dodiplomski studij <i>Undergraduate university study</i>	1 821	893	928	1 034	589	445	787
Prema bolonjskom programu <i>According to Bologna programme</i>	21 465	8 361	13 104	18 859	13 998	4 861	2 606
Preddiplomski sveučilišni studij <i>Undergraduate university study</i>	9 969	4 188	5 781	8 512	5 755	2 757	1 457
Diplomski sveučilišni studij <i>Graduate university study</i>	9 052	3 496	5 556	8 091	6 672	1 419	961
Integrirani preddiplomski i diplomski studij <i>Integrated undergraduate and graduate study</i>	2 444	677	1 767	2 256	1 571	685	188
Umjetničke akademije <i>Art academies</i>	614	235	379	613	509	104	1
Prema predbolonjskom programu <i>According to pre-Bologna programme</i>	13	5	8	13	7	6	-
Sveučilišni dodiplomski studij <i>Undergraduate university study</i>	13	5	8	13	7	6	-
Prema bolonjskom programu <i>According to Bologna programme</i>	601	230	371	600	502	98	1
Preddiplomski sveučilišni studij <i>Undergraduate university study</i>	309	127	182	309	269	40	-
Diplomski sveučilišni studij <i>Graduate university study</i>	275	101	174	274	222	52	1
Integrirani preddiplomski i diplomski studij <i>Integrated undergraduate and graduate study</i>	17	2	15	17	11	6	-

**1.8. STUDENTI KOJI SU DIPLOMIRALI/ZAVRŠILI SVEUČILIŠNI ILI STRUČNI STUDIJ PREMA ŽUPANIJI I GRADU/OPĆINI PREBIVALIŠTA, SKUPINAMA VISOKIH UČILIŠTA TE NAČINU STUDIRANJA I SPOLU U 2013.**

STUDENTS WHO GRADUATED FROM UNIVERSITY OR COMPLETED PROFESSIONAL STUDY, BY COUNTY AND TOWN/  
MUNICIPALITY OF RESIDENCE, GROUPS OF INSTITUTIONS OF HIGHER EDUCATION, MODE OF STUDY AND SEX, 2013

	Ukupno Total				Veleučilišta Polytechnics		Visoke škole Schools of professional higher education		Fakulteti Faculties				Umjetničke akademije Art academies	
	svega All	muškarci Men	žene Women	redoviti Full-time	svega All	redoviti Full-time	svega All	redoviti Full-time	stručni studij Professional study		sveučilišni studij University study		svega All	redoviti Full-time
									svega All	redoviti Full-time	svega All	redoviti Full-time		
Ukupno Total	35 252	14 489	20 763	26 030	4 882	2 537	2 641	1 280	3 829	1 707	23 286	19 893	614	613
Republika Hrvatska Republic of Croatia	34 098	14 029	20 069	25 074	4 836	2 503	2 536	1 206	3 689	1 631	22 440	19 138	597	596
Zagrebačka županija County of Zagreb	2 324	895	1 429	1 569	416	222	327	143	213	59	1 338	1 115	30	30
Gradovi/ Towns														
Dugo Selo	140	58	82	84	27	11	22	6	15	7	76	60	-	-
Ivanić-Grad	104	37	67	69	23	15	13	4	10	2	58	48	-	-
Jastrebarsko	112	51	61	84	25	15	10	6	8	3	67	58	2	2
Samobor	299	111	188	218	40	26	54	26	28	14	175	150	2	2
Sveta Nedelja	147	54	93	99	28	13	25	13	10	1	82	70	2	2
Sveti Ivan Zelina	88	33	55	63	9	5	3	1	12	2	63	54	1	1
Velika Gorica	531	226	305	353	118	58	44	21	48	8	312	257	9	9
Vrbovec	85	26	59	63	11	5	12	4	7	2	54	51	1	1
Zaprešić	275	110	165	170	42	26	78	29	13	5	137	105	5	5
Općine/ Municipalities														
Bedenica	12	3	9	6	3	1	-	-	3	1	6	4	-	-
Bistra	49	18	31	35	9	4	6	4	2	-	32	27	-	-
Brckovljani	43	12	31	25	7	4	4	1	8	2	23	17	1	1
Brdovec	90	35	55	57	8	4	16	6	7	1	58	45	1	1
Dubrava	26	8	18	20	3	2	4	3	2	-	16	14	1	1
Dubravica	5	3	2	3	1	-	1	1	1	-	1	1	1	1
Farkaševac	7	6	1	6	3	3	-	-	1	-	3	3	-	-
Gradec	15	4	11	11	4	4	4	2	2	1	5	4	-	-
Jakovlje	24	11	13	17	3	1	1	-	-	-	20	16	-	-
Klinča Sela	30	13	17	18	9	3	4	1	1	-	16	14	-	-
Kloštar Ivanić	37	8	29	26	2	1	6	6	8	3	20	15	1	1
Krašić	14	5	9	10	2	2	-	-	-	-	11	7	1	1
Kravarско	14	5	9	8	5	1	-	-	2	-	7	7	-	-
Križ	47	18	29	37	11	5	3	3	5	2	28	27	-	-
Luka	7	1	6	3	1	1	3	-	-	-	3	2	-	-
Marija Gorica	11	2	9	7	1	1	5	3	2	-	3	3	-	-
Orle	7	3	4	4	2	1	-	-	2	-	3	3	-	-
Pisarovina	14	2	12	10	3	1	1	1	2	1	8	7	-	-
Pokupsko	7	4	3	5	3	2	-	-	-	-	4	3	-	-
Preseka	3	1	2	2	2	1	-	-	-	-	1	1	-	-
Pušća	12	4	8	9	-	-	3	1	3	2	4	4	2	2
Rakovec	10	3	7	7	3	3	-	-	2	-	5	4	-	-
Rugvica	32	10	22	22	4	1	2	-	5	2	21	19	-	-
Stupnik	24	9	15	17	3	1	2	1	3	-	16	15	-	-
Žumberak	3	1	2	1	1	1	1	-	1	-	-	-	-	-
Krapinsko-zagorska županija County of Krapina-Zagorje	966	361	605	637	217	131	44	19	104	26	585	445	16	16
Gradovi/ Towns														
Donja Stubica	41	14	27	31	8	7	3	2	4	-	23	19	3	3
Klanjec	9	4	5	6	3	2	-	-	1	-	5	4	-	-
Krapina	114	47	67	71	32	18	7	2	9	3	66	48	-	-
Oroslavje	36	18	18	23	5	3	3	1	3	-	23	17	2	2

**1.8. STUDENTI KOJI SU DIPLOMIRALI/ZAVRŠILI SVEUČILIŠNI ILI STRUČNI STUDIJ PREMA ŽUPANIJI I GRADU/OPĆINI PREBIVALIŠTA, SKUPINAMA VISOKIH UČILIŠTA TE NAČINU STUDIRANJA I SPOLU U 2013.**

STUDENTS WHO GRADUATED FROM UNIVERSITY OR COMPLETED PROFESSIONAL STUDY, BY COUNTY AND TOWN/  
MUNICIPALITY OF RESIDENCE, GROUPS OF INSTITUTIONS OF HIGHER EDUCATION, MODE OF STUDY AND SEX, 2013

(nastavak)  
(continued)

	Ukupno Total				Veleučilišta Polytechnics		Visoke škole Schools of professional higher education		Fakulteti Faculties				Umjetničke akademije Art academies	
	svega All	muškarci Men	žene Women	redoviti Full-time	svega All	redoviti Full-time	svega All	redoviti Full-time	stručni studij Professional study		sveučilišni studij University study		svega All	redoviti Full-time
									All	Full-time	All	Full-time		
Pregrada	51	16	35	37	8	7	1	-	7	1	34	28	1	1
Zabok	102	35	67	58	21	11	4	4	8	1	67	40	2	2
Zlatar	36	18	18	30	5	5	1	-	3	1	27	24	-	-
<i>Općine/ Municipalities</i>														
Bedekovčina	45	26	19	31	13	11	2	1	10	3	20	16	-	-
Budinščina	15	5	10	13	1	-	-	-	1	-	11	11	2	2
Desinić	12	4	8	7	3	2	1	-	-	-	8	5	-	-
Đurmanec	30	11	19	21	5	2	-	-	3	1	22	18	-	-
Gornja Stubica	46	22	24	32	9	3	1	-	2	2	34	27	-	-
Hrašćina	8	2	6	4	1	-	-	-	2	1	5	3	-	-
Hum na Sutli	34	12	22	24	8	4	2	2	4	1	20	17	-	-
Jesenje	18	6	12	15	4	3	-	-	3	1	11	11	-	-
Konjščina	34	12	22	24	11	5	2	-	2	1	19	18	-	-
Kraljevec na Sutli	7	3	4	3	3	1	2	1	2	1	-	-	-	-
Krapinske Toplice	37	14	23	18	14	7	1	-	2	1	19	9	1	1
Kumrovec	15	7	8	6	2	1	2	1	2	-	8	3	1	1
Lobor	22	9	13	18	8	6	-	-	1	-	12	11	1	1
Mače	18	5	13	15	6	5	-	-	2	-	10	10	-	-
Marija Bistrica	51	14	37	38	9	7	4	2	7	2	31	27	-	-
Mihovljan	6	2	4	4	-	-	-	-	2	-	4	4	-	-
Novi Golubovec	11	1	10	8	3	2	-	-	1	-	7	6	-	-
Petrovsko	12	6	6	7	3	2	-	-	1	-	7	4	1	1
Radoboj	27	10	17	18	8	4	2	-	6	3	11	11	-	-
Stubičke Toplice	14	7	7	9	1	1	1	-	1	-	11	8	-	-
Sveti Križ Začretje	44	11	33	26	8	5	1	-	5	1	30	20	-	-
Tuhelj	14	6	8	6	-	-	1	-	4	-	9	6	-	-
Veliko Trgovišće	31	8	23	18	8	5	1	1	3	1	17	9	2	2
Zagorska Sela	5	1	4	4	-	-	1	1	1	-	3	3	-	-
Zlatar-Bistrica	21	5	16	12	7	2	1	1	2	1	11	8	-	-
<b>Sisačko-moslavačka županija County of Sisak-Moslavina</b>	<b>1 019</b>	<b>408</b>	<b>611</b>	<b>741</b>	<b>222</b>	<b>113</b>	<b>111</b>	<b>57</b>	<b>92</b>	<b>44</b>	<b>585</b>	<b>518</b>	<b>9</b>	<b>9</b>
<i>Gradovi/ Towns</i>														
Glina	29	7	22	23	5	5	3	2	4	-	16	15	1	1
Hrvatska Kostajnica	11	7	4	8	3	1	-	-	-	-	8	7	-	-
Kutina	206	78	128	145	47	23	40	24	23	13	95	84	1	1
Novska	92	37	55	73	19	11	12	8	7	5	52	47	2	2
Petrijna	146	66	80	105	33	14	4	1	14	8	95	82	-	-
Popovača	86	29	57	58	25	8	17	8	3	3	39	37	2	2
Sisak	323	129	194	236	62	34	25	12	27	10	206	177	3	3
<i>Općine/ Municipalities</i>														
Donji Kukuruzari	4	3	1	4	2	2	-	-	-	-	2	2	-	-
Dvor	10	4	6	8	3	1	-	-	-	-	7	7	-	-
Gvozd	2	-	2	2	1	1	-	-	-	-	1	1	-	-
Hrvatska Dubica	5	-	5	4	2	1	-	-	-	-	3	3	-	-
Jasenovac	3	1	2	2	-	-	2	1	1	1	-	-	-	-
Lekenik	26	10	16	15	5	3	4	-	4	-	13	12	-	-
Lipovljani	15	7	8	12	4	2	1	-	2	2	8	8	-	-
Majur	1	-	1	1	-	-	-	-	-	-	1	1	-	-
Martinska Ves	15	7	8	14	4	4	-	-	1	1	10	9	-	-
Sunja	14	7	7	9	-	-	2	-	4	1	8	8	-	-
Topusko	19	11	8	15	4	2	-	-	2	-	13	13	-	-
Velika Ludina	12	5	7	7	3	1	1	1	-	-	8	5	-	-

**1.8. STUDENTI KOJI SU DIPLOMIRALI/ZAVRŠILI SVEUČILIŠNI ILI STRUČNI STUDIJ PREMA ŽUPANIJI I GRADU/OPĆINI PREBIVALIŠTA, SKUPINAMA VISOKIH UČILIŠTA TE NAČINU STUDIRANJA I SPOLU U 2013.**

STUDENTS WHO GRADUATED FROM UNIVERSITY OR COMPLETED PROFESSIONAL STUDY, BY COUNTY AND TOWN/  
MUNICIPALITY OF RESIDENCE, GROUPS OF INSTITUTIONS OF HIGHER EDUCATION, MODE OF STUDY AND SEX, 2013

(nastavak)  
(continued)

	Ukupno Total				Veleučilišta Polytechnics		Visoke škole Schools of professional higher education		Fakulteti Faculties				Umjetničke akademije Art academies	
	svega All	muškarci Men	žene Women	redoviti Full-time	svega All	redoviti Full-time	svega All	redoviti Full-time	stručni studij Professional study		sveučilišni studij University study		svega All	redoviti Full-time
									svega All	redoviti Full-time	svega All	redoviti Full-time		
Karlovačka županija County of Karlovac	940	356	584	656	298	159	23	8	52	24	560	458	7	7
Gradovi/ Towns														
Duga Resa	101	36	65	72	45	25	1	1	4	1	50	44	1	1
Karlovac	493	196	297	320	157	73	15	7	27	11	288	223	6	6
Ogulin	105	48	57	77	27	14	1	-	10	4	67	59	-	-
Ozalj	54	21	33	37	13	11	3	-	4	1	34	25	-	-
Slunj	36	11	25	32	11	10	-	-	-	-	25	22	-	-
Općine/ Municipalities														
Barilović	14	5	9	8	8	3	-	-	-	-	6	5	-	-
Bosiljevo	3	1	2	2	1	-	-	-	1	1	1	1	-	-
Cetingrad	7	1	6	6	1	1	-	-	1	1	5	4	-	-
Draganić	6	1	5	3	3	1	-	-	-	-	3	2	-	-
Generalski Stol	13	1	12	9	4	3	-	-	-	-	9	6	-	-
Josipdol	18	5	13	16	6	4	-	-	3	3	9	9	-	-
Kamanje	5	1	4	5	1	1	-	-	-	-	4	4	-	-
Krnjak	4	3	1	4	1	1	-	-	-	-	3	3	-	-
Lasinja	7	2	5	6	1	1	1	-	-	-	5	5	-	-
Netretić	12	6	6	7	3	-	1	-	-	-	8	7	-	-
Plaški	11	4	7	9	3	1	-	-	-	-	8	8	-	-
Rakovica	19	2	17	15	6	4	-	-	-	-	13	11	-	-
Ribnik	1	-	1	1	-	-	-	-	-	-	1	1	-	-
Saborsko	3	1	2	3	-	-	-	-	-	-	3	3	-	-
Vojnić	12	2	10	11	4	4	-	-	2	2	6	5	-	-
Žakanje	16	9	7	13	3	2	1	-	-	-	12	11	-	-
Varaždinska županija County of Varaždin	1 238	465	773	911	257	126	49	14	110	33	799	715	23	23
Gradovi/ Towns														
Ivanec	81	29	52	62	12	6	7	2	5	3	56	50	1	1
Lepoglava	58	19	39	48	12	9	2	-	2	1	41	37	1	1
Ludbreg	69	27	42	49	16	7	5	2	7	4	40	35	1	1
Novi Marof	106	31	75	83	25	13	3	2	9	4	63	58	6	6
Varaždin	463	205	258	325	92	36	13	3	53	14	298	265	7	7
Varaždinske Toplice	47	16	31	44	10	9	2	1	2	1	32	32	1	1
Općine/ Municipalities														
Bednja	24	10	14	16	11	9	2	1	3	-	8	6	-	-
Beretince	13	9	4	8	2	1	1	-	3	1	7	6	-	-
Breznica	5	-	5	4	-	-	-	-	-	-	5	4	-	-
Breznički Hum	4	1	3	2	-	-	-	-	2	-	2	2	-	-
Cestica	22	6	16	15	5	2	1	-	-	-	16	13	-	-
Donja Voća	12	6	6	8	3	2	3	-	1	1	5	5	-	-
Gornji Knežinec	33	11	22	22	3	-	1	-	5	1	23	20	1	1
Jalžabet	18	8	10	15	1	-	1	-	-	-	16	15	-	-
Klenovnik	11	2	9	8	-	-	-	-	3	-	8	8	-	-
Ljubešćica	10	2	8	10	-	-	-	-	-	-	10	10	-	-
Mali Bukovec	11	3	8	9	1	1	-	-	1	-	9	8	-	-
Martijanec	22	5	17	16	6	4	2	-	3	1	11	11	-	-
Maruševec	30	11	19	21	7	2	2	1	-	-	21	18	-	-
Petrijanec	23	6	17	15	8	4	1	-	-	-	13	10	1	1
Sračinec	19	7	12	12	5	1	-	-	1	-	13	11	-	-
Sveti Đurđ	9	4	5	8	2	2	-	-	-	-	7	6	-	-

**1.8. STUDENTI KOJI SU DIPLOMIRALI/ZAVRŠILI SVEUČILIŠNI ILI STRUČNI STUDIJ PREMA ŽUPANIJI I GRADU/OPĆINI PREBIVALIŠTA, SKUPINAMA VISOKIH UČILIŠTA TE NAČINU STUDIRANJA I SPOLU U 2013.**

STUDENTS WHO GRADUATED FROM UNIVERSITY OR COMPLETED PROFESSIONAL STUDY, BY COUNTY AND TOWN/  
MUNICIPALITY OF RESIDENCE, GROUPS OF INSTITUTIONS OF HIGHER EDUCATION, MODE OF STUDY AND SEX, 2013

(nastavak)  
(continued)

	Ukupno Total				Veleučilišta Polytechnics		Visoke škole Schools of professional higher education		Fakulteti Faculties				Umjetničke akademije Art academies	
	svega All	muškarci Men	žene Women	redoviti Full-time	svega All	redoviti Full-time	svega All	redoviti Full-time	stručni studij Professional study		sveučilišni studij University study		svega All	redoviti Full-time
									svega All	redoviti Full-time	svega All	redoviti Full-time		
Sveti Ilija	33	8	25	22	6	1	2	1	2	-	21	18	2	2
Trnovec Bartolovečki	56	18	38	47	12	7	-	-	5	2	38	37	1	1
Veliki Bukovec	7	3	4	4	3	2	-	-	1	-	3	2	-	-
Vidovec	29	13	16	21	7	3	-	-	-	-	21	17	1	1
Vinica	15	3	12	11	6	4	-	-	1	-	8	7	-	-
Visoko	8	2	6	6	2	1	1	1	1	-	4	4	-	-
<b>Koprivničko-križevačka županija County of Koprivnica-Križevci</b>	<b>734</b>	<b>284</b>	<b>450</b>	<b>551</b>	<b>73</b>	<b>42</b>	<b>79</b>	<b>36</b>	<b>58</b>	<b>10</b>	<b>513</b>	<b>452</b>	<b>11</b>	<b>11</b>
<b>Gradovi/ Towns</b>														
Đurđevac	49	16	33	38	4	1	5	4	2	-	38	33	-	-
Koprivnica	262	108	154	190	30	16	19	6	21	2	189	163	3	3
Križevci	160	74	86	124	8	4	24	11	11	2	113	103	4	4
<b>Općine/ Municipalities</b>														
Drnje	7	3	4	6	-	-	1	-	1	1	5	5	-	-
Đelekovec	11	2	9	7	1	1	2	-	1	-	7	6	-	-
Ferdinandovac	10	4	6	10	2	2	2	2	-	-	6	6	-	-
Gola	8	-	8	6	1	-	-	-	1	-	6	6	-	-
Gornja Rijeka	7	-	7	5	1	1	-	-	1	-	5	4	-	-
Hlebine	6	-	6	5	-	-	1	1	1	-	4	4	-	-
Kalinovac	9	6	3	9	2	2	1	1	-	-	6	6	-	-
Kalnik	12	4	8	8	1	1	4	3	1	-	6	4	-	-
Kloštar Podravski	10	4	6	9	-	-	1	1	1	1	7	6	1	1
Koprivnički Bregi	6	1	5	5	-	-	-	-	1	-	5	5	-	-
Koprivnički Ivanec	18	10	8	14	1	-	3	2	-	-	12	10	2	2
Legrad	12	5	7	8	2	1	-	-	1	-	9	7	-	-
Molve	11	3	8	9	-	-	-	-	2	1	9	8	-	-
Novigrad Podravski	21	3	18	14	3	2	2	-	1	-	15	12	-	-
Novo Virje	5	2	3	4	-	-	1	1	1	1	3	2	-	-
Peteranec	8	2	6	5	-	-	1	-	2	-	5	5	-	-
Podravske Sesvete	10	3	7	7	2	1	1	-	1	-	5	5	1	1
Rasinja	8	1	7	7	-	-	-	-	-	-	8	7	-	-
Sokolovac	8	1	7	5	1	1	1	-	1	-	5	4	-	-
Sveti Ivan Žabno	20	7	13	17	4	4	1	1	2	-	13	12	-	-
Sveti Petar Orehovec	32	13	19	22	6	2	7	3	4	2	15	15	-	-
Virje	24	12	12	17	4	3	2	-	1	-	17	14	-	-
<b>Bjelovarsko-bilogorska županija County of Bjelovar-Bilogora</b>	<b>775</b>	<b>320</b>	<b>455</b>	<b>536</b>	<b>110</b>	<b>58</b>	<b>78</b>	<b>49</b>	<b>45</b>	<b>17</b>	<b>537</b>	<b>407</b>	<b>5</b>	<b>5</b>
<b>Gradovi/ Towns</b>														
Bjelovar	318	141	177	194	36	20	36	19	15	7	229	146	2	2
Čazma	49	17	32	34	10	5	2	-	4	-	32	28	1	1
Daruvar	115	44	71	89	21	8	10	8	5	2	78	70	1	1
Garešnica	75	29	46	60	9	6	10	8	4	1	52	45	-	-
Grubišno Polje	36	13	23	28	2	-	1	1	4	2	29	25	-	-
<b>Općine/ Municipalities</b>														
Berek	3	1	2	1	1	-	1	-	-	-	1	1	-	-
Dežanovac	11	6	5	7	3	-	-	-	-	-	8	7	-	-
Đulovac	3	1	2	3	-	-	-	-	-	-	3	3	-	-
Hercegovac	13	7	6	12	2	2	3	3	2	1	5	5	1	1
Ivanska	11	3	8	9	1	1	2	2	-	-	8	6	-	-

**1.8. STUDENTI KOJI SU DIPLOMIRALI/ZAVRŠILI SVEUČILIŠNI ILI STRUČNI STUDIJ PREMA ŽUPANIJI I GRADU/OPĆINI PREBIVALIŠTA, SKUPINAMA VISOKIH UČILIŠTA TE NAČINU STUDIRANJA I SPOLU U 2013.**

STUDENTS WHO GRADUATED FROM UNIVERSITY OR COMPLETED PROFESSIONAL STUDY, BY COUNTY AND TOWN/  
MUNICIPALITY OF RESIDENCE, GROUPS OF INSTITUTIONS OF HIGHER EDUCATION, MODE OF STUDY AND SEX, 2013

(nastavak)  
(continued)

	Ukupno Total				Veleučilišta Polytechnics		Visoke škole Schools of professional higher education		Fakulteti Faculties				Umjetničke akademije Art academies	
	svega All	muškarci Men	žene Women	redoviti Full-time	svega All	redoviti Full-time	svega All	redoviti Full-time	stručni studij Professional study		sveučilišni studij University study		svega All	redoviti Full-time
									All	Full-time	All	Full-time		
Kapela	13	4	9	8	2	1	1	-	2	1	8	6	-	-
Končanica	16	6	10	12	3	1	1	-	1	-	11	11	-	-
Nova Rača	21	10	11	13	5	4	-	-	3	1	13	8	-	-
Rovišće	23	10	13	17	5	2	3	3	1	-	14	12	-	-
Severin	1	1	-	1	1	1	-	-	-	-	-	-	-	-
Sirač	7	2	5	5	2	1	-	-	-	-	5	4	-	-
Šandrovac	4	1	3	1	1	1	-	-	-	-	3	-	-	-
Štefanje	13	5	8	12	2	2	1	1	1	-	9	9	-	-
Velika Pisanica	6	3	3	2	-	-	1	-	-	-	5	2	-	-
Velika Trnovitica	5	3	2	5	-	-	-	-	-	-	5	5	-	-
Veliki Grđevac	16	5	11	12	3	2	2	1	2	2	9	7	-	-
Veliko Trojstvo	15	7	8	10	1	1	4	3	1	-	9	6	-	-
Zrinski Topolovac	1	1	-	1	-	-	-	-	-	-	1	1	-	-
Primorsko-goranska županija County of Primorje-Gorski kotar	2 786	1 163	1 623	1 982	420	144	48	14	248	96	2 006	1 664	64	64
Gradovi/ Towns														
Bakar	71	26	45	48	14	4	1	-	10	3	44	39	2	2
Cres	27	13	14	21	3	2	1	-	1	1	22	18	-	-
Crikvenica	93	38	55	71	21	13	1	1	9	3	61	53	1	1
Čabar	34	10	24	29	2	2	1	-	4	2	26	24	1	1
Delnice	46	17	29	32	6	2	1	-	3	-	36	30	-	-
Kastav	95	30	65	73	9	3	2	-	11	5	72	64	1	1
Kraljevica	35	9	26	23	6	2	-	-	2	-	26	20	1	1
Krk	53	20	33	43	5	2	1	-	4	2	42	38	1	1
Mali Lošinj	84	29	55	57	10	5	2	1	3	-	69	51	-	-
Novi Vinodolski	44	20	24	29	10	5	-	-	5	1	27	21	2	2
Opatija	128	56	72	86	17	8	8	3	13	7	88	66	2	2
Rab	65	32	33	45	7	3	1	1	11	6	45	34	1	1
Rijeka	1 300	582	718	903	205	51	23	8	106	37	935	776	31	31
Vrbovsko	54	25	29	39	11	7	1	-	4	2	37	29	1	1
Općine/ Municipalities														
Baška	10	6	4	7	1	-	1	-	-	-	8	7	-	-
Brod Moravice	4	1	3	3	2	2	-	-	-	-	2	1	-	-
Čavle	57	24	33	42	9	3	-	-	7	3	38	33	3	3
Dobrinj	19	8	11	17	1	-	-	-	-	-	18	17	-	-
Fužine	7	1	6	6	1	1	-	-	-	-	6	5	-	-
Jelenje	35	12	23	24	3	1	1	-	4	1	25	20	2	2
Klana	17	8	9	10	4	1	-	-	2	-	10	8	1	1
Kostrena	43	18	25	27	5	1	-	-	2	-	34	24	2	2
Lokve	6	2	4	5	1	-	-	-	-	-	4	4	1	1
Lopar	10	4	6	9	-	-	-	-	-	-	10	9	-	-
Lovran	32	10	22	25	2	1	-	-	7	5	22	18	1	1
Malinska-Dubašnica	32	15	17	26	3	1	-	-	1	1	27	23	1	1
Matulji	110	49	61	79	12	4	-	-	12	5	84	68	2	2
Mošćenička Draga	11	5	6	9	-	-	-	-	-	-	11	9	-	-
Mrkopalj	13	1	12	11	3	1	-	-	1	1	9	9	-	-
Omišalj	37	16	21	28	7	3	-	-	2	-	28	25	-	-
Punat	18	8	10	13	3	1	-	-	1	-	14	12	-	-
Ravna Gora	17	7	10	14	5	3	-	-	-	-	12	11	-	-
Skrad	9	5	4	6	1	-	1	-	-	-	7	6	-	-
Vinodolska općina	14	8	6	7	5	1	1	-	2	-	6	6	-	-
Viškovo	146	45	101	109	25	11	1	-	20	11	93	80	7	7
Vrbnik	10	3	7	6	1	-	-	-	1	-	8	6	-	-

**1.8. STUDENTI KOJI SU DIPLOMIRALI/ZAVRŠILI SVEUČILIŠNI ILI STRUČNI STUDIJ PREMA ŽUPANIJI I GRADU/OPĆINI PREBIVALIŠTA, SKUPINAMA VISOKIH UČILIŠTA TE NAČINU STUDIRANJA I SPOLU U 2013.**

STUDENTS WHO GRADUATED FROM UNIVERSITY OR COMPLETED PROFESSIONAL STUDY, BY COUNTY AND TOWN/  
MUNICIPALITY OF RESIDENCE, GROUPS OF INSTITUTIONS OF HIGHER EDUCATION, MODE OF STUDY AND SEX, 2013

(nastavak)  
(continued)

	Ukupno Total				Veleučilišta Polytechnics		Visoke škole Schools of professional higher education		Fakulteti Faculties				Umjetničke akademije Art academies	
	svega All	muškarci Men	žene Women	redoviti Full-time	svega All	redoviti Full-time	svega All	redoviti Full-time	stručni studij Professional study		sveučilišni studij University study		svega All	redoviti Full-time
									svega All	redoviti Full-time	svega All	redoviti Full-time		
Ličko-senjska županija County of Lika-Senj	332	128	204	229	138	60	3	-	16	10	173	157	2	2
Gradovi/ Towns														
Gospić	112	42	70	70	66	27	1	-	3	3	42	40	-	-
Novalja	35	13	22	27	7	2	-	-	3	3	24	21	1	1
Otočac	67	24	43	48	26	11	-	-	2	1	39	36	-	-
Senj	44	16	28	29	17	9	1	-	3	1	23	19	-	-
Općine/ Municipalities														
Brinje	10	4	6	5	5	1	-	-	1	1	4	3	-	-
Donji Lapac	3	2	1	3	1	1	-	-	-	-	2	2	-	-
Karlobag	3	1	2	1	-	-	-	-	1	-	2	1	-	-
Lovinac	3	-	3	2	2	1	-	-	-	-	-	-	1	1
Perušić	11	5	6	9	4	3	-	-	1	-	6	6	-	-
Plitvička Jezera	37	17	20	30	9	5	1	-	2	1	25	24	-	-
Udbina	5	3	2	4	1	-	-	-	-	-	4	4	-	-
Vrhovine	2	1	1	1	-	-	-	-	-	-	2	1	-	-
Virovitičko-podravska županija County of Virovitica-Podravina	499	210	289	371	57	26	85	38	47	23	304	278	6	6
Gradovi/ Towns														
Orahovica	46	20	26	39	4	1	3	2	6	6	32	29	1	1
Slatina	96	47	49	82	8	6	6	3	7	4	75	69	-	-
Virovitica	176	73	103	114	28	8	36	12	13	3	97	89	2	2
Općine/ Municipalities														
Crnac	4	2	2	3	-	-	-	-	-	-	4	3	-	-
Čačinci	15	7	8	12	1	-	1	1	3	2	10	9	-	-
Čadavica	6	3	3	5	1	1	1	-	-	-	4	4	-	-
Gradina	13	3	10	8	1	1	2	-	2	1	8	6	-	-
Lukač	15	9	6	11	2	-	1	-	3	2	8	8	1	1
Mikleuš	7	2	5	4	1	-	1	-	-	-	4	3	1	1
Nova Bukovica	9	4	5	6	1	-	3	2	1	-	4	4	-	-
Pitomača	46	18	28	35	2	2	15	9	6	3	22	20	1	1
Sopje	6	1	5	5	-	-	3	3	1	-	2	2	-	-
Suhopolje	31	12	19	22	4	3	9	4	3	-	15	15	-	-
Špišić Bukovica	16	4	12	13	3	3	3	2	-	-	10	8	-	-
Voćin	7	3	4	6	1	1	1	-	1	1	4	4	-	-
Zdenci	6	2	4	6	-	-	-	-	1	1	5	5	-	-
Požeško-slavonska županija County of Požega-Slavonia	617	247	370	487	135	72	19	12	38	21	410	367	15	15
Gradovi/ Towns														
Kutjevo	61	27	34	45	17	10	1	1	4	4	39	30	-	-
Lipik	32	11	21	27	9	5	8	7	1	1	14	14	-	-
Pakrac	46	16	30	38	15	9	3	2	2	1	25	25	1	1
Pleternica	84	29	55	64	22	14	1	-	1	-	56	46	4	4
Požega	258	117	141	199	44	18	5	2	21	10	180	161	8	8
Općine/ Municipalities														
Brestovac	14	5	9	11	2	-	1	-	2	2	9	9	-	-
Čaglin	7	-	7	7	-	-	-	-	1	1	5	5	1	1

**1.8. STUDENTI KOJI SU DIPLOMIRALI/ZAVRŠILI SVEUČILIŠNI ILI STRUČNI STUDIJ PREMA ŽUPANIJI I GRADU/OPĆINI PREBIVALIŠTA, SKUPINAMA VISOKIH UČILIŠTA TE NAČINU STUDIRANJA I SPOLU U 2013.**

STUDENTS WHO GRADUATED FROM UNIVERSITY OR COMPLETED PROFESSIONAL STUDY, BY COUNTY AND TOWN/  
MUNICIPALITY OF RESIDENCE, GROUPS OF INSTITUTIONS OF HIGHER EDUCATION, MODE OF STUDY AND SEX, 2013

(nastavak)  
(continued)

	Ukupno Total				Veleučilišta Polytechnics		Visoke škole Schools of professional higher education		Fakulteti Faculties				Umjetničke akademije Art academies	
	svega All	muškarci Men	žene Women	redoviti Full-time	svega All	redoviti Full-time	svega All	redoviti Full-time	stručni studij Professional study		sveučilišni studij University study		svega All	redoviti Full-time
									All	Full-time	All	Full-time		
Jakšić	38	10	28	34	7	5	-	-	3	1	28	28	-	-
Kaptol	34	13	21	27	7	4	-	-	1	-	26	23	-	-
Velika	43	19	24	35	12	7	-	-	2	1	28	26	1	1
<b>Brodsko-posavska županija County of Slavonki Brod-Posavina</b>	<b>1 140</b>	<b>445</b>	<b>695</b>	<b>840</b>	<b>271</b>	<b>142</b>	<b>40</b>	<b>16</b>	<b>69</b>	<b>31</b>	<b>750</b>	<b>641</b>	<b>10</b>	<b>10</b>
<i>Gradovi/ Towns</i>														
Nova Gradiška	101	36	65	80	19	11	4	1	7	3	70	64	1	1
Slavonski Brod	547	212	335	373	127	55	24	8	25	5	366	300	5	5
<i>Općine/ Municipalities</i>														
Bebrina	12	4	8	6	7	4	1	-	-	-	4	2	-	-
Brodski Stupnik	28	11	17	22	3	2	1	-	1	-	23	20	-	-
Bukovlje	18	6	12	13	4	1	-	-	2	1	12	11	-	-
Cernik	19	9	10	16	7	5	-	-	1	1	10	9	1	1
Davor	16	5	11	12	3	-	1	1	-	-	12	11	-	-
Donji Andrijevići	23	9	14	15	7	5	-	-	1	1	15	9	-	-
Dragalić	11	8	3	5	7	2	-	-	1	1	3	2	-	-
Garčin	36	12	24	29	10	6	-	-	4	2	22	21	-	-
Gornja Vrba	15	9	6	9	7	2	-	-	-	-	8	7	-	-
Gornji Bogičevci	5	2	3	4	1	-	-	-	-	-	4	4	-	-
Gundinci	10	4	6	8	3	1	-	-	1	1	6	6	-	-
Klakar	16	5	11	14	2	1	1	1	2	1	11	11	-	-
Nova Kapela	33	18	15	31	8	7	2	2	-	-	23	22	-	-
Okučani	14	6	8	12	6	5	-	-	-	-	8	7	-	-
Oprisavci	18	12	6	13	7	5	1	-	2	-	7	7	1	1
Oriovac	34	13	21	27	6	5	-	-	3	2	25	20	-	-
Podcrkavlje	15	4	11	8	4	2	1	1	3	1	7	4	-	-
Rešetari	26	11	15	19	4	1	1	-	3	2	18	16	-	-
Sibinj	40	13	27	32	12	9	2	1	4	3	22	19	-	-
Sikirevci	21	6	15	19	4	3	-	-	1	1	16	15	-	-
Slavonski Šamac	10	4	6	9	3	2	1	1	3	3	3	3	-	-
Stara Gradiška	3	2	1	2	-	-	-	-	1	-	1	1	1	1
Staro Petrovo Selo	25	12	13	22	3	2	-	-	1	1	21	19	-	-
Velika Kopanica	20	7	13	17	4	3	-	-	2	1	14	13	-	-
Vrbje	10	2	8	10	2	2	-	-	-	-	7	7	1	1
Vrpolje	14	3	11	13	1	1	-	-	1	1	12	11	-	-
<b>Zadarska županija County of Zadar</b>	<b>1 138</b>	<b>472</b>	<b>666</b>	<b>883</b>	<b>94</b>	<b>48</b>	<b>29</b>	<b>17</b>	<b>145</b>	<b>79</b>	<b>856</b>	<b>725</b>	<b>14</b>	<b>14</b>
<i>Gradovi/ Towns</i>														
Benkovac	35	12	23	29	4	2	1	-	2	1	28	26	-	-
Biograd na Moru	40	18	22	34	3	2	1	1	5	3	30	27	1	1
Nin	13	7	6	13	1	1	-	-	2	2	10	10	-	-
Obrovac	18	8	10	15	2	2	1	-	3	2	12	11	-	-
Pag	23	7	16	19	1	-	2	1	2	1	17	16	1	1
Zadar	640	272	368	492	52	28	15	10	88	48	475	396	10	10
<i>Općine/ Municipalities</i>														
Bibinje	24	10	14	17	1	-	-	-	3	1	20	16	-	-
Galovac	7	3	4	3	-	-	-	-	2	-	5	3	-	-
Gračac	11	3	8	8	4	3	-	-	-	-	7	5	-	-
Jasenice	8	4	4	6	2	1	-	-	-	-	6	5	-	-

**1.8. STUDENTI KOJI SU DIPLOMIRALI/ZAVRŠILI SVEUČILIŠNI ILI STRUČNI STUDIJ PREMA ŽUPANIJI I GRADU/OPĆINI PREBIVALIŠTA, SKUPINAMA VISOKIH UČILIŠTA TE NAČINU STUDIRANJA I SPOLU U 2013.**

STUDENTS WHO GRADUATED FROM UNIVERSITY OR COMPLETED PROFESSIONAL STUDY, BY COUNTY AND TOWN/  
MUNICIPALITY OF RESIDENCE, GROUPS OF INSTITUTIONS OF HIGHER EDUCATION, MODE OF STUDY AND SEX, 2013

(nastavak)  
(continued)

	Ukupno Total				Veleučilišta Polytechnics		Visoke škole Schools of professional higher education		Fakulteti Faculties				Umjetničke akademije Art academies	
	svoga All	muškarci Men	žene Women	redoviti Full-time	svoga All	redoviti Full-time	svoga All	redoviti Full-time	stručni studij Professional study		sveučilišni studij University study		svoga All	redoviti Full-time
									All	Full-time	All	Full-time		
Kali	5	4	1	4	-	-	-	-	-	-	5	4	-	-
Kolan	8	3	5	7	3	2	-	-	-	-	5	5	-	-
Kukljica	6	3	3	2	1	-	1	-	1	-	3	2	-	-
Novigrad	10	5	5	6	2	-	-	-	2	-	6	6	-	-
Pakoštane	29	16	13	22	-	-	3	2	6	4	20	16	-	-
Pašman	10	4	6	8	-	-	-	-	-	-	10	8	-	-
Polača	11	5	6	9	1	-	1	1	1	1	8	7	-	-
Poličnik	30	9	21	21	2	1	-	-	6	3	22	17	-	-
Posedarje	19	7	12	15	2	-	-	-	3	2	14	13	-	-
Povljana	5	4	1	5	-	-	1	1	-	-	3	3	1	1
Preko	18	7	11	16	1	1	-	-	1	1	16	14	-	-
Privlaka	22	13	9	17	2	1	-	-	-	-	19	15	1	1
Ražanac	14	7	7	13	2	1	-	-	1	1	11	11	-	-
Sali	10	6	4	7	1	-	1	-	-	-	8	7	-	-
Stankovci	11	2	9	10	2	1	-	-	1	1	8	8	-	-
Starigrad	12	3	9	7	1	-	-	-	1	-	10	7	-	-
Sukošan	28	7	21	20	2	1	-	-	4	1	22	18	-	-
Sveti Filip i Jakov	23	8	15	19	1	1	-	-	3	2	19	16	-	-
Škabrnja	10	2	8	8	-	-	1	-	1	1	8	7	-	-
Tkon	2	1	1	2	-	-	-	-	1	1	1	1	-	-
Vir	13	6	7	9	1	-	1	1	3	1	8	7	-	-
Vrsi	10	1	9	9	-	-	-	-	1	1	9	8	-	-
Zemunik Donji	13	5	8	11	-	-	-	-	2	1	11	10	-	-
<b>Osječko-baranjska županija County of Osijek-Baranja</b>	<b>2 210</b>	<b>862</b>	<b>1 348</b>	<b>1 727</b>	<b>152</b>	<b>84</b>	<b>37</b>	<b>14</b>	<b>245</b>	<b>133</b>	<b>1 711</b>	<b>1 431</b>	<b>65</b>	<b>65</b>
<b>Gradovi/ Towns</b>														
Beli Manastir	51	17	34	46	2	2	1	-	10	7	38	37	-	-
Belišće	71	32	39	59	2	2	1	1	5	3	60	50	3	3
Donji Miholjac	82	35	47	72	5	3	-	-	8	5	68	63	1	1
Đakovo	236	90	146	191	27	16	5	4	25	14	175	153	4	4
Našice	143	54	89	115	16	8	7	1	12	7	104	95	4	4
Osijek	1 035	391	644	763	50	18	8	3	103	49	829	648	45	45
Valpovo	81	34	47	63	4	2	1	1	12	6	63	53	1	1
<b>Općine/ Municipalities</b>														
Antunovac	19	6	13	15	-	-	1	-	1	-	17	15	-	-
Bilje	20	9	11	12	1	-	-	-	5	1	13	10	1	1
Bizovac	15	6	9	12	-	-	-	-	1	1	14	11	-	-
Čeminac	18	6	12	12	5	-	-	-	2	2	11	10	-	-
Čepin	76	31	45	61	4	3	2	-	9	6	60	51	1	1
Darda	28	18	10	21	1	1	1	-	4	2	20	16	2	2
Donja Motičina	8	3	5	8	2	2	-	-	-	-	6	6	-	-
Draž	13	7	6	10	-	-	-	-	2	-	11	10	-	-
Drenje	16	8	8	15	2	2	-	-	2	1	12	12	-	-
Đurđenovac	21	7	14	15	4	2	2	-	3	2	12	11	-	-
Erdut	27	8	19	23	2	2	-	-	5	4	20	17	-	-
Ernestinovo	9	4	5	9	-	-	-	-	-	-	9	9	-	-
Feričanci	11	5	6	8	2	2	1	-	1	-	7	6	-	-
Gorjani	8	3	5	7	1	-	-	-	-	-	7	7	-	-
Jagodnjak	5	-	5	5	-	-	-	-	2	2	3	3	-	-
Kneževi Vinogradi	22	12	10	18	2	-	-	-	3	2	17	16	-	-
Koška	19	7	12	17	2	2	1	1	4	4	12	10	-	-
Levanjska Varoš	2	1	1	2	-	-	-	-	-	-	2	2	-	-
Magadenovac	12	5	7	12	1	1	-	-	2	2	9	9	-	-

**1.8. STUDENTI KOJI SU DIPLOMIRALI/ZAVRŠILI SVEUČILIŠNI ILI STRUČNI STUDIJ PREMA ŽUPANIJI I GRADU/OPĆINI PREBIVALIŠTA, SKUPINAMA VISOKIH UČILIŠTA TE NAČINU STUDIRANJA I SPOLU U 2013.**

STUDENTS WHO GRADUATED FROM UNIVERSITY OR COMPLETED PROFESSIONAL STUDY, BY COUNTY AND TOWN/  
MUNICIPALITY OF RESIDENCE, GROUPS OF INSTITUTIONS OF HIGHER EDUCATION, MODE OF STUDY AND SEX, 2013

(nastavak)  
(continued)

	Ukupno Total				Veleučilišta Polytechnics		Visoke škole Schools of professional higher education		Fakulteti Faculties				Umjetničke akademije Art academies	
	svoga All	muškarci Men	žene Women	redoviti Full-time	svoga All	redoviti Full-time	svoga All	redoviti Full-time	stručni studij Professional study		sveučilišni studij University study		svoga All	redoviti Full-time
									All	Full-time	All	Full-time		
Marijanci	9	2	7	6	-	-	-	-	4	3	5	3	-	-
Petlovac	11	3	8	11	-	-	1	1	1	1	8	8	1	1
Petrijevci	20	6	14	17	-	-	-	-	1	-	19	17	-	-
Podgorač	16	7	9	11	1	1	-	-	3	1	12	9	-	-
Podravska Moslavina	7	2	5	4	-	-	-	-	3	1	4	3	-	-
Popovac	2	1	1	2	-	-	-	-	-	-	2	2	-	-
Punitovci	9	6	3	8	1	1	-	-	1	1	6	5	1	1
Satnica Đakovačka	14	9	5	12	2	2	2	1	1	-	8	8	1	1
Semeljci	23	9	14	20	3	3	-	-	3	1	17	16	-	-
Strizivojna	17	9	8	16	4	3	-	-	2	2	11	11	-	-
Šodolovci	1	-	1	1	-	-	-	-	-	-	1	1	-	-
Trnava	8	2	6	6	2	2	1	-	1	-	4	4	-	-
Viljevo	5	3	2	4	2	2	1	-	-	-	2	2	-	-
Viškovci	5	1	4	4	-	-	-	-	2	1	3	3	-	-
Vladislavci	7	3	4	7	-	-	-	-	2	2	5	5	-	-
Vuka	8	-	8	7	2	2	1	1	-	-	5	4	-	-
Šibensko-kninska županija County of Šibenik-Knin	754	313	441	611	207	155	26	12	98	54	422	389	1	1
Gradovi/ Towns														
Drniš	60	21	39	51	9	7	1	-	13	8	36	35	1	1
Knin	107	42	65	88	37	27	3	-	12	7	55	54	-	-
Skradin	20	5	15	19	7	6	1	1	4	4	8	8	-	-
Šibenik	378	162	216	303	113	86	13	6	44	21	208	190	-	-
Vodice	61	23	38	47	21	13	4	3	2	1	34	30	-	-
Općine/ Municipalities														
Bilice	16	7	9	13	-	-	-	-	1	1	15	12	-	-
Biskupija	1	1	-	1	-	-	-	-	1	1	-	-	-	-
Kistanje	2	-	2	1	1	-	-	-	-	-	1	1	-	-
Murter-Kornati	8	5	3	8	1	1	-	-	-	-	7	7	-	-
Pirovac	13	8	5	10	2	1	-	-	5	3	6	6	-	-
Primošten	27	11	16	23	7	6	-	-	4	2	16	15	-	-
Promina	8	3	5	5	2	2	1	-	2	1	3	2	-	-
Rogoznica	12	5	7	11	2	2	1	1	2	2	7	6	-	-
Ružić	5	3	2	3	-	-	-	-	2	-	3	3	-	-
Tisno	18	9	9	13	3	3	1	-	3	1	11	9	-	-
Tribunj	12	5	7	9	2	1	1	1	2	1	7	6	-	-
Unešić	6	3	3	6	-	-	-	-	1	1	5	5	-	-
Vukovarsko-srijemska županija County of Vukovar-Sirmium	1 134	462	672	856	181	80	24	10	148	93	765	657	16	16
Gradovi/ Towns														
Ilok	43	19	24	36	4	1	1	-	4	2	34	33	-	-
Otok	35	18	17	25	4	2	-	-	9	5	22	18	-	-
Vinkovci	320	144	176	231	38	10	13	6	38	21	225	188	6	6
Vukovar	170	68	102	115	47	18	2	1	11	4	108	90	2	2
Županja	105	40	65	83	9	6	4	1	10	9	80	65	2	2
Općine/ Municipalities														
Andrijaševci	26	9	17	21	4	1	-	-	2	2	20	18	-	-
Babina Greda	9	4	5	9	4	4	-	-	2	2	3	3	-	-
Bogdanovci	13	2	11	11	3	1	-	-	1	1	8	8	1	1

**1.8. STUDENTI KOJI SU DIPLOMIRALI/ZAVRŠILI SVEUČILIŠNI ILI STRUČNI STUDIJ PREMA ŽUPANIJI I GRADU/OPĆINI PREBIVALIŠTA, SKUPINAMA VISOKIH UČILIŠTA TE NAČINU STUDIRANJA I SPOLU U 2013.**

STUDENTS WHO GRADUATED FROM UNIVERSITY OR COMPLETED PROFESSIONAL STUDY, BY COUNTY AND TOWN/  
MUNICIPALITY OF RESIDENCE, GROUPS OF INSTITUTIONS OF HIGHER EDUCATION, MODE OF STUDY AND SEX, 2013

(nastavak)  
(continued)

	Ukupno Total				Veleučilišta Polytechnics		Visoke škole Schools of professional higher education		Fakulteti Faculties				Umjetničke akademije Art academies	
	svoga All	muškarci Men	žene Women	redoviti Full-time	svoga All	redoviti Full-time	svoga All	redoviti Full-time	stručni studij Professional study		sveučilišni studij University study		svoga All	redoviti Full-time
									All	Full-time	All	Full-time		
Borovo	5	3	2	4	2	1	-	-	-	-	3	3	-	-
Bošnjaci	28	12	16	24	4	2	1	1	4	4	19	17	-	-
Cerna	19	9	10	16	1	1	-	-	5	3	13	12	-	-
Drenovci	20	6	14	15	3	-	1	1	1	1	15	13	-	-
Gradište	22	14	8	17	-	-	-	-	8	4	14	13	-	-
Gunja	13	10	3	8	1	-	-	-	1	-	11	8	-	-
Ivankovo	40	15	25	33	6	3	-	-	4	3	30	27	-	-
Jarmina	13	5	8	9	4	2	1	-	3	2	5	5	-	-
Lovas	14	6	8	11	3	2	1	-	1	1	9	8	-	-
Markušica	3	1	2	3	-	-	-	-	-	-	3	3	-	-
Negoslavci	5	1	4	3	2	-	-	-	1	1	2	2	-	-
Nijemci	23	7	16	19	5	5	-	-	6	5	11	8	1	1
Nuštar	50	12	38	34	11	4	-	-	5	-	33	29	1	1
Privlaka	28	11	17	26	5	3	-	-	8	8	15	15	-	-
Stari Jankovci	23	11	12	19	3	3	-	-	5	4	13	10	2	2
Stari Mikanovci	18	7	11	13	1	1	-	-	4	2	13	10	-	-
Štitar	13	4	9	11	-	-	-	-	2	1	11	10	-	-
Tompojevci	13	5	8	9	1	1	-	-	5	1	7	7	-	-
Tordinci	6	1	5	4	3	1	-	-	-	-	3	3	-	-
Tovarnik	26	6	20	24	6	5	-	-	5	4	14	14	1	1
Trpinja	10	4	6	7	1	-	-	-	1	1	8	6	-	-
Vodinci	6	3	3	5	1	1	-	-	1	1	4	3	-	-
Vrbanja	15	5	10	11	5	2	-	-	1	1	9	8	-	-
<b>Splitsko-dalmatinska županija County of Split-Dalmatia</b>	<b>3 984</b>	<b>1 693</b>	<b>2 291</b>	<b>3 229</b>	<b>92</b>	<b>54</b>	<b>146</b>	<b>63</b>	<b>1 048</b>	<b>614</b>	<b>2 626</b>	<b>2 426</b>	<b>72</b>	<b>72</b>
<b>Gradovi/ Towns</b>														
Hvar	38	13	25	34	1	1	3	2	5	3	29	28	-	-
Imotski	91	46	45	68	2	1	8	4	17	6	63	56	1	1
Kaštela	322	130	192	258	2	2	14	3	83	49	218	199	5	5
Komiža	11	1	10	11	-	-	-	-	2	2	8	8	1	1
Makarska	124	60	64	112	10	8	6	6	18	10	90	88	-	-
Omiš	127	53	74	112	4	2	3	1	20	12	94	91	6	6
Sinj	215	88	127	174	9	6	6	1	54	32	145	134	1	1
Solin	230	95	135	171	4	2	6	1	86	51	133	116	1	1
Split	1 853	807	1 046	1 500	28	17	64	27	498	284	1 213	1 122	50	50
Stari Grad	15	5	10	13	1	1	1	-	5	4	8	8	-	-
Supetar	25	6	19	19	-	-	2	1	10	6	13	12	-	-
Trilj	51	17	34	41	1	-	1	1	19	13	30	27	-	-
Trogir	85	38	47	60	5	3	6	3	18	9	55	44	1	1
Vis	11	6	5	8	-	-	-	-	3	-	7	7	1	1
Vrgorac	37	14	23	33	1	1	-	-	12	10	24	22	-	-
Vrlika	10	5	5	9	1	1	-	-	1	-	8	8	-	-
<b>Općine/ Municipalities</b>														
Baška Voda	20	10	10	15	-	-	1	-	4	2	15	13	-	-
Bol	17	7	10	14	-	-	-	-	5	2	12	12	-	-
Brela	8	5	3	6	-	-	1	1	2	-	5	5	-	-
Cista Provo	12	7	5	7	-	-	-	-	4	1	8	6	-	-
Dicmo	12	5	7	7	-	-	-	-	7	2	5	5	-	-
Dugi Rat	67	25	42	53	1	-	2	2	19	10	44	40	1	1
Dugopolje	30	9	21	28	-	-	-	-	7	6	23	22	-	-
Gradac	29	11	18	26	-	-	1	1	6	4	22	21	-	-
Hrvace	27	10	17	21	1	-	-	-	9	6	17	15	-	-
Jelsa	34	19	15	26	1	-	4	1	8	6	21	19	-	-

**1.8. STUDENTI KOJI SU DIPLOMIRALI/ZAVRŠILI SVEUČILIŠNI ILI STRUČNI STUDIJ PREMA ŽUPANIJI I GRADU/OPĆINI PREBIVALIŠTA, SKUPINAMA VISOKIH UČILIŠTA TE NAČINU STUDIRANJA I SPOLU U 2013.**

STUDENTS WHO GRADUATED FROM UNIVERSITY OR COMPLETED PROFESSIONAL STUDY, BY COUNTY AND TOWN/  
MUNICIPALITY OF RESIDENCE, GROUPS OF INSTITUTIONS OF HIGHER EDUCATION, MODE OF STUDY AND SEX, 2013

(nastavak)  
(continued)

	Ukupno Total				Veleučilišta Polytechnics		Visoke škole Schools of professional higher education		Fakulteti Faculties				Umjetničke akademije Art academies	
	svoga All	muškarci Men	žene Women	redoviti Full-time	svoga All	redoviti Full-time	svoga All	redoviti Full-time	stručni studij Professional study		sveučilišni studij University study		svoga All	redoviti Full-time
									All	Full-time	All	Full-time		
Klis	43	19	24	40	1	-	-	-	12	10	28	28	2	2
Lokvičići	2	1	1	2	-	-	-	-	-	-	2	2	-	-
Lovreć	13	5	8	11	1	1	2	1	4	3	6	6	-	-
Marina	16	3	13	14	2	2	-	-	5	4	9	8	-	-
Milna	5	3	2	3	1	1	-	-	2	1	2	1	-	-
Muč	10	5	5	10	-	-	-	-	3	3	7	7	-	-
Nerežišća	8	1	7	7	-	-	-	-	2	1	6	6	-	-
Okrug	28	10	18	23	1	-	3	2	6	4	18	17	-	-
Otok	43	14	29	34	1	-	4	1	11	7	27	26	-	-
Podbablje	40	21	19	32	1	1	2	2	18	12	19	17	-	-
Podgora	15	6	9	13	1	-	1	1	-	-	13	12	-	-
Podstrana	72	35	37	54	1	-	4	-	19	10	46	42	2	2
Postira	12	4	8	12	-	-	-	-	2	2	10	10	-	-
Prgomet	2	0	2	2	-	-	-	-	-	-	2	2	-	-
Primorski Dolac	2	0	2	2	-	-	-	-	1	1	1	1	-	-
Proložac	29	14	15	22	1	1	-	-	8	4	20	17	-	-
Pučišća	21	9	12	21	1	1	-	-	1	1	19	19	-	-
Runovići	16	7	9	11	2	1	-	-	5	4	9	6	-	-
Seget	38	15	23	28	4	-	-	-	12	6	22	22	-	-
Selca	8	4	4	7	1	-	-	-	-	-	7	7	-	-
Sutivan	7	5	2	7	1	1	1	1	1	1	4	4	-	-
Šestanovac	7	3	4	6	-	-	-	-	2	1	5	5	-	-
Šolta	10	6	4	10	-	-	-	-	4	4	6	6	-	-
Tučepi	15	4	11	14	-	-	-	-	2	1	13	13	-	-
Zadvarje	1	1	-	1	-	-	-	-	-	-	1	1	-	-
Zagvozd	4	0	4	4	-	-	-	-	1	1	3	3	-	-
Zmijavci	16	6	10	13	-	-	-	-	5	3	11	10	-	-
Istarska županija County of Istria	1 380	587	793	1 082	160	77	43	16	87	44	1 071	926	19	19
Gradovi/ Towns														
Buje – Buie	19	11	8	16	3	2	1	-	-	-	15	14	-	-
Buzet	49	21	28	41	6	5	-	-	1	1	42	35	-	-
Labin	82	37	45	64	9	3	2	-	4	2	67	59	-	-
Novigrad – Cittanova	23	10	13	20	1	1	1	-	1	1	20	18	-	-
Pazin	99	38	61	69	16	3	3	1	8	3	72	62	-	-
Poreč – Parenzo	117	45	72	89	12	5	5	3	5	3	93	76	2	2
Pula – Pola	383	169	214	298	33	17	14	5	37	12	292	257	7	7
Rovinj – Rovigno	102	43	59	81	9	4	4	2	2	1	85	72	2	2
Umag – Umago	73	33	40	51	11	5	5	2	5	3	52	41	-	-
Vodnjan – Dignano	32	12	20	27	1	-	3	2	2	2	25	22	1	1
Općine/ Municipalities														
Bale – Valle	3	2	1	3	-	-	-	-	1	1	2	2	-	-
Barban	16	5	11	12	3	-	-	-	-	-	13	12	-	-
Brtonigla – Verteneglio	7	5	2	5	-	-	-	-	-	-	7	5	-	-
Cerovlje	11	4	7	10	1	-	-	-	-	-	10	10	-	-
Fažana – Fasana	32	10	22	24	5	2	2	1	-	-	24	20	1	1
Funtana – Fontane	5	4	1	4	1	1	-	-	-	-	4	3	-	-
Gračišće	7	5	2	5	2	-	-	-	-	-	5	5	-	-
Grožnjan – Grisignana	4	2	2	2	-	-	-	-	2	1	2	1	-	-
Kanfancar	14	4	10	10	4	1	-	-	1	1	9	8	-	-
Karolja	10	4	6	9	1	-	-	-	1	1	8	8	-	-
Kaštelir-Labinci – Castelliere-S. Domenica	13	7	6	11	1	1	1	-	-	-	11	10	-	-

**1.8. STUDENTI KOJI SU DIPLOMIRALI/ZAVRŠILI SVEUČILIŠNI ILI STRUČNI STUDIJ PREMA ŽUPANIJI I GRADU/OPĆINI PREBIVALIŠTA, SKUPINAMA VISOKIH UČILIŠTA TE NAČINU STUDIRANJA I SPOLU U 2013.**

STUDENTS WHO GRADUATED FROM UNIVERSITY OR COMPLETED PROFESSIONAL STUDY, BY COUNTY AND TOWN/  
MUNICIPALITY OF RESIDENCE, GROUPS OF INSTITUTIONS OF HIGHER EDUCATION, MODE OF STUDY AND SEX, 2013

(nastavak)  
(continued)

	Ukupno Total				Veleučilišta Polytechnics		Visoke škole Schools of professional higher education		Fakulteti Faculties				Umjetničke akademije Art academies	
	svega All	muškarci Men	žene Women	redoviti Full-time	svega All	redoviti Full-time	svega All	redoviti Full-time	stručni studij Professional study		sveučilišni studij University study		svega All	redoviti Full-time
									svega All	redoviti Full-time	svega All	redoviti Full-time		
Kršan	25	13	12	17	9	4	-	-	1	-	15	13	-	-
Lanišće	3	1	2	1	-	-	-	-	-	-	3	1	-	-
Ližnjan – Lisignano	20	7	13	17	-	-	-	-	-	-	19	16	1	1
Lupoglav	7	2	5	6	1	1	-	-	-	-	4	3	2	2
Marčana	18	9	9	14	-	-	-	-	1	-	16	13	1	1
Medulin	37	12	25	33	4	2	-	-	3	2	30	29	-	-
Motovun – Montona	9	5	4	8	-	-	-	-	-	-	8	7	1	1
Oprtalj – Portole	5	3	2	5	-	-	-	-	2	2	3	3	-	-
Piće	12	5	7	11	3	2	-	-	1	1	8	8	-	-
Raša	16	5	11	12	5	3	-	-	2	1	9	8	-	-
Sveta Nedelja	19	10	9	16	2	2	-	-	-	-	16	13	1	1
Sveti Lovreč	8	0	8	8	-	-	-	-	2	2	6	6	-	-
Sveti Petar u Šumi	9	5	4	8	1	1	-	-	1	1	7	6	-	-
Svetvinčenat	9	2	7	7	1	-	-	-	-	-	8	7	-	-
Tar-Vabriga – Torre-Abrega	6	3	3	6	-	-	-	-	-	-	6	6	-	-
Tinjan	14	9	5	13	6	5	-	-	2	2	6	6	-	-
Višnjan – Visignano	19	8	11	14	3	2	-	-	-	-	16	12	-	-
Vižinada – Visinada	9	5	4	7	3	2	1	-	-	-	5	5	-	-
Vrsar – Orsera	11	5	6	9	-	-	-	-	-	-	11	9	-	-
Žminj	23	7	16	19	3	3	1	-	2	1	17	15	-	-
Dubrovačko-neretvanska županija County of Dubrovnik-Neretva	998	440	558	767	39	30	82	67	133	51	730	605	14	14
Gradovi/ Towns														
Dubrovnik	400	191	209	292	16	13	49	47	45	8	281	215	9	9
Korčula	56	24	32	43	1	1	1	1	13	6	39	33	2	2
Metković	148	67	81	121	7	6	8	4	18	9	114	101	1	1
Opuzen	19	9	10	16	1	1	1	-	2	1	15	14	-	-
Ploče	93	41	52	75	4	3	6	2	16	11	67	59	-	-
Općine/ Municipalities														
Blato	28	12	16	26	-	-	-	-	4	3	24	23	-	-
Dubrovačko primorje	11	4	7	10	-	-	1	1	3	2	7	7	-	-
Janjina	3	1	2	1	-	-	-	-	2	-	1	1	-	-
Konavle	66	27	39	53	3	1	8	7	1	-	54	45	-	-
Kula Norinska	15	5	10	14	-	-	-	-	2	2	13	12	-	-
Lastovo	4	2	2	3	-	-	-	-	1	1	3	2	-	-
Lumbarda	7	5	2	6	-	-	-	-	1	1	6	5	-	-
Mljet	8	1	7	5	1	1	-	-	1	-	6	4	-	-
Orebić	26	10	16	20	2	1	-	-	5	2	18	16	1	1
Pojezerje	2	1	1	2	-	-	-	-	2	2	-	-	-	-
Slivno	6	2	4	6	-	-	1	1	-	-	5	5	-	-
Smokvica	3	1	2	-	-	-	-	-	2	-	1	-	-	-
Ston	18	8	10	12	-	-	1	1	3	1	14	10	-	-
Trpanj	6	1	5	4	-	-	-	-	1	-	5	4	-	-
Vela Luka	25	8	17	18	1	-	-	-	5	1	19	17	-	-
Zažablje	1	1	-	1	-	-	-	-	-	-	1	1	-	-
Župa dubrovačka	53	19	34	39	3	3	6	3	6	1	37	31	1	1
Međimurska županija County of Međimurje	801	307	494	590	152	70	26	15	85	21	524	470	14	14
Gradovi/ Towns														
Čakovec	243	108	135	183	45	18	5	3	18	4	170	153	5	5

**1.8. STUDENTI KOJI SU DIPLOMIRALI/ZAVRŠILI SVEUČILIŠNI ILI STRUČNI STUDIJ PREMA ŽUPANIJI I GRADU/OPĆINI PREBIVALIŠTA, SKUPINAMA VISOKIH UČILIŠTA TE NAČINU STUDIRANJA I SPOLU U 2013.**

*STUDENTS WHO GRADUATED FROM UNIVERSITY OR COMPLETED PROFESSIONAL STUDY, BY COUNTY AND TOWN/ MUNICIPALITY OF RESIDENCE, GROUPS OF INSTITUTIONS OF HIGHER EDUCATION, MODE OF STUDY AND SEX, 2013*

(nastavak)  
(continued)

	Ukupno Total				Veleučilišta Polytechnics		Visoke škole Schools of professional higher education		Fakulteti Faculties				Umjetničke akademije Art academies	
	stručni studij Professional study		sveučilišni studij University study		svega All	redoviti Full-time	svega All	redoviti Full-time	svega All	redoviti Full-time	svega All	redoviti Full-time	svega All	redoviti Full-time
	svega All	muškarci Men	žene Women	redoviti Full-time										
Mursko Središće	42	15	27	32	8	4	3	2	6	1	23	23	2	2
Prelog	60	16	44	46	9	2	3	3	7	2	40	38	1	1
<i>Općine/ Municipalities</i>														
Belica	16	4	12	13	1	1	-	-	4	1	11	11	-	-
Dekanovec	5	2	3	2	-	-	-	-	3	-	1	1	1	1
Domašinec	14	4	10	9	7	3	-	-	1	-	6	6	-	-
Donja Dubrava	18	8	10	15	6	3	-	-	-	-	12	12	-	-
Donji Kraljevec	30	13	17	22	6	4	2	1	4	1	18	16	-	-
Donji Vidovec	6	4	2	4	-	-	-	-	1	1	5	3	-	-
Goričan	13	3	10	9	1	1	1	1	6	2	5	5	-	-
Gornji Mihaljevec	10	2	8	7	3	2	1	-	2	1	4	4	-	-
Kotoriba	21	13	8	14	5	1	-	-	2	1	14	12	-	-
Mala Subotica	28	9	19	17	7	4	2	2	5	1	13	9	1	1
Nedelišće	75	24	51	57	14	6	1	1	6	1	52	47	2	2
Orehovica	8	5	3	7	2	2	-	-	-	-	6	5	-	-
Podturen	26	8	18	21	3	3	1	-	6	2	15	15	1	1
Pribislavec	18	8	10	12	6	3	-	-	1	-	11	9	-	-
Selnica	13	3	10	7	8	2	-	-	1	1	4	4	-	-
Strahoninec	21	7	14	16	2	2	-	-	3	1	15	12	1	1
Sveta Marija	20	5	15	14	5	3	-	-	1	-	14	11	-	-
Sveti Juraj na Bregu	36	16	20	27	3	1	2	-	4	1	27	25	-	-
Sveti Martin na Muri	23	9	14	15	4	1	1	-	2	-	16	14	-	-
Šenkovec	27	9	18	20	2	-	2	1	1	-	22	19	-	-
Štrigova	15	4	11	11	3	3	1	-	1	-	10	8	-	-
Vratišinec	13	8	5	10	2	1	1	1	-	-	10	8	-	-
Grad Zagreb City of Zagreb	8 329	3 611	4 718	5 819	1 145	610	1 217	586	608	148	5 175	4 292	184	183
Prebivalište izvan Republike Hrvatske Residence outside Republic of Croatia	799	311	488	695	26	23	58	40	88	56	615	564	12	12
Nepoznato prebivalište Unknown residence	355	149	206	261	20	11	47	34	52	20	231	191	5	5

**2. MAGISTRI ZNANOSTI, MAGISTRI I SVEUČILIŠNI SPECIJALISTI**  
**MASTERS OF SCIENCE, MASTERS AND UNIVERSITY SPECIALISTS**

**2.1. MAGISTRI ZNANOSTI, MAGISTRI I SVEUČILIŠNI SPECIJALISTI PREMA ZNANSTVENOME I UMJETNIČKOM PODRUČJU I POLJU<sup>1)</sup>**  
**MAGISTARSKOGA/SPECIJALISTIČKOG RADA TE SPOLU OD 2009. DO 2013.**

*MASTERS OF SCIENCE, MASTERS AND UNIVERSITY SPECIALISTS, BY SCIENTIFIC AND ARTISTIC FIELDS<sup>1)</sup>*  
*OF THEIR MASTER'S/SPECIALIST THESES AND SEX, 2009 – 2013*

	2009.		2010.		2011.		2012.		2013.	
	ukupno Total	žene Women	ukupno Total	žene Women	ukupno Total	žene Women	ukupno Total	žene Women	ukupno Total	žene Women
Ukupno Total	965	557	1 077	599	1 229	699	1 518	883	775	449
Prirodne znanosti Life sciences	88	65	105	77	19	16	8	8	6	5
Matematika Mathematics	9	4	6	5	4	3	3	3	2	2
Fizika Physics	3	2	5	4	6	4	-	-	-	-
Geoznanosti Geosciences	-	-	-	-	-	-	-	-	-	-
Geologija Geological science	5	3	-	-	1	1	-	-	-	-
Kemija Chemistry	4	3	3	3	4	4	1	1	-	-
Biologija Biology	66	53	91	65	4	4	4	4	3	2
Geofizika Geophysics	1	-	-	-	-	-	-	-	-	-
Interdisciplinarnе prirodne znanosti Interdisciplinary life sciences	-	-	-	-	-	-	-	-	1	1
Tehničke znanosti Engineering	86	15	132	32	258	60	133	35	60	20
Arhitektura i urbanizam Architecture and town planning	-	-	-	-	1	1	-	-	-	-
Brodogradnja Naval architecture	-	-	-	-	1	-	-	-	-	-
Elektrotehnika Electrical engineering	30	7	33	1	119	15	11	-	1	-
Geodezija Geodesy	2	-	2	2	4	2	7	3	-	-
Građevinarstvo Civil engineering	9	1	24	7	26	8	6	3	13	2
Grafička tehnologija Graphic arts technology	2	1	1	-	13	5	-	-	-	-
Metalurgija Metallurgy	-	-	-	-	4	2	-	-	-	-
Računalstvo Computer science	2	-	14	6	22	4	3	1	1	-
Rudarstvo, nafta i geološko inženjerstvo Mining, petroleum and geological engineering	2	-	2	1	11	4	-	-	-	-
Strojarstvo Mechanical engineering	10	1	6	-	15	2	7	-	6	-
Tehnologija prometa i transport Technology of traffic and transportation	23	2	27	2	18	1	65	9	8	-
Temeljne tehničke znanosti Basic technical sciences	6	3	23	13	-	-	1	-	-	-
Interdisciplinarnе tehničke znanosti Interdisciplinary technical sciences	-	-	-	-	24	16	33	19	31	18

1) Prema Pravilniku o znanstvenim i umjetničkim područjima, poljima i granama (NN, br. 118/09., 82/12. i 32/13.)

1) According to the Rule Book of Scientific and Artistic Disciplines, Fields and Branches (NN, Nos. 118/09, 82/12 and 32/13)

**2.1. MAGISTRI ZNANOSTI, MAGISTRI I SVEUČILIŠNI SPECIJALISTI PREMA ZNANSTVENOME I UMJETNIČKOM PODRUČJU I POLJU1)  
MAGISTARSKOGA/SPECIJALISTIČKOG RADA TE SPOLU OD 2009. DO 2013.**

*MASTERS OF SCIENCE, MASTERS AND UNIVERSITY SPECIALISTS, BY SCIENTIFIC AND ARTISTIC FIELDS1)  
OF THEIR MASTER'S/SPECIALIST THESES AND SEX, 2009 – 2013*

(nastavak)  
(continued)

	2009.		2010.		2011.		2012.		2013.	
	ukupno <i>Total</i>	žene <i>Women</i>	ukupno <i>Total</i>	žene <i>Women</i>	ukupno <i>Total</i>	žene <i>Women</i>	ukupno <i>Total</i>	žene <i>Women</i>	ukupno <i>Total</i>	žene <i>Women</i>
Biomedicina i zdravstvo <i>Biomedicine and health</i>	81	44	83	57	157	115	158	98	190	96
Temeljne medicinske znanosti <i>Basic medical sciences</i>	7	5	1	1	13	11	1	-	-	-
Kliničke medicinske znanosti <i>Clinical medicine</i>	36	21	29	19	58	41	47	37	15	12
Javno zdravstvo i zdravstvena zaštita <i>Public health and health care</i>	13	5	21	18	26	21	22	16	7	6
Veterinarska medicina <i>Veterinary medicine</i>	10	3	10	4	17	9	46	15	126	44
Dentalna medicina <i>Dental medicine</i>	12	8	18	11	33	25	31	20	14	10
Farmacija <i>Pharmacy</i>	3	2	4	4	10	8	11	10	28	24
Biotehničke znanosti <i>Biotechnical sciences</i>	45	29	29	16	80	53	42	22	24	19
Poljoprivreda <i>Agronomy</i>	8	5	7	1	18	12	9	2	2	1
Šumarstvo <i>Forestry</i>	16	8	2	-	14	3	16	4	1	-
Drvena tehnologija <i>Wood technology</i>	-	-	-	-	1	1	-	-	-	-
Biotehnologija <i>Biotechnology</i>	-	-	-	-	2	1	1	1	-	-
Prehrambena tehnologija <i>Food technology</i>	17	14	20	15	44	35	12	11	16	13
Interdisciplinarne biotehničke znanosti <i>Interdisciplinary biotechnical sciences</i>	4	2	-	-	1	1	4	4	5	5
Društvene znanosti <i>Social sciences</i>	595	360	665	381	669	422	1 064	634	477	298
Ekonomija <i>Economies</i>	428	258	509	290	466	281	785	443	299	184
Pravo <i>Law</i>	60	31	50	28	44	32	96	57	36	22
Politologija <i>Political science</i>	38	20	30	14	48	24	82	49	108	66
Informacijske i komunikacijske znanosti <i>Information and communication sciences</i>	20	11	26	9	33	20	13	11	12	6
Sociologija <i>Sociology</i>	2	1	3	3	1	1	1	1	2	2
Psihologija <i>Psychology</i>	11	8	6	5	7	6	16	15	10	10
Pedagogija <i>Pedagogy</i>	22	20	21	18	53	46	21	20	-	-
Edukacijsko-rehabilitacijske znanosti <i>Special education</i>	4	3	8	8	3	2	14	13	1	1
Logopedija <i>Logopedy</i>	-	-	-	-	1	1	-	-	-	-
Kineziologija <i>Kinesiology</i>	-	-	6	-	8	4	11	4	-	-
Socijalna djelatnost <i>Social work</i>	9	7	5	5	5	5	16	14	7	7
Interdisciplinarne društvene znanosti <i>Interdisciplinary social sciences</i>	1	1	1	1	-	-	9	7	2	-

**2.1. MAGISTRI ZNANOSTI, MAGISTRI I SVEUČILIŠNI SPECIJALISTI PREMA ZNANSTVENOME I UMJETNIČKOM PODRUČJU I POLJU<sup>1)</sup>**  
**MAGISTARSKOGA/SPECIJALISTIČKOG RADA TE SPOLU OD 2009. DO 2013.**  
**MASTERS OF SCIENCE, MASTERS AND UNIVERSITY SPECIALISTS, BY SCIENTIFIC AND ARTISTIC FIELDS<sup>1)</sup>**  
**OF THEIR MASTER'S/SPECIALIST THESES AND SEX, 2009 – 2013**

(nastavak)  
 (continued)

	2009.		2010.		2011.		2012.		2013.	
	ukupno Total	žene Women	ukupno Total	žene Women	ukupno Total	žene Women	ukupno Total	žene Women	ukupno Total	žene Women
Humanističke znanosti <i>Humanities</i>	56	36	40	25	37	29	98	75	15	10
Filozofija <i>Philosophy</i>	4	2	1	-	4	2	4	1	-	-
Teologija <i>Theology</i>	1	-	11	4	6	4	6	-	3	1
Filologija <i>Linguistics</i>	26	22	16	15	14	13	68	62	10	9
Povijest <i>History</i>	9	3	5	-	4	3	3	-	1	-
Povijest umjetnosti <i>History of art</i>	4	3	1	1	-	-	4	4	-	-
Znanost o umjetnosti <i>Science of arts</i>	1	-	4	4	2	1	1	1	-	-
Arheologija <i>Archaeology</i>	4	3	1	-	-	-	2	-	1	-
Etnologija i antropologija <i>Ethnology and anthropology</i>	2	-	1	1	3	3	5	5	-	-
Religijske znanosti (interdisciplinarno polje) <i>Religious sciences (interdisciplinary field)</i>	1	-	-	-	4	3	5	2	-	-
Interdisciplinarne humanističke znanosti <i>Interdisciplinary humanities</i>	4	3	-	-	-	-	-	-	-	-
Umjetničko područje <i>Artistic field</i>	14	8	6	3	-	-	1	1	-	-
Glazbena umjetnost <i>Music art</i>	14	8	6	3	-	-	-	-	-	-
Likovne umjetnosti <i>Visual arts</i>	-	-	-	-	-	-	1	1	-	-
Interdisciplinarna područja znanosti <i>Interdisciplinary fields of science</i>	-	-	17	8	9	4	14	10	3	1
Geografija <i>Geography</i>	-	-	13	6	-	-	-	-	-	-
Upravljanje gradom <i>Urban management</i>	-	-	4	2	-	-	-	-	-	-
Ostala interdisciplinarna polja <i>Other interdisciplinary fields</i>	-	-	-	-	9	4	14	10	3	1

**2.2. MAGISTRI ZNANOSTI, MAGISTRI I SVEUČILIŠNI SPECIJALISTI PREMA NAZIVU VISOKOG UČILIŠTA NA KOJEM SU STEKLI AKADEMSKI STUPANJ/NAZIV I SPOLU OD 2009. DO 2013.**

MASTERS OF SCIENCE, MASTERS AND UNIVERSITY SPECIALISTS, BY NAME OF INSTITUTION OF HIGHER EDUCATION AT WHICH THEY OBTAINED ACADEMIC DEGREE/TITLE AND SEX, 2009 – 2013

	2009.		2010.		2011.		2012.		2013.	
	ukupno Total	žene Women	ukupno Total	žene Women	ukupno Total	žene Women	ukupno Total	žene Women	ukupno Total	žene Women
Ukupno Total	965	557	1 077	599	1 229	699	1 518	883	775	449
Prirodoslovno-matematički fakultet, Zagreb Faculty of Science, Zagreb	79	58	114	79	4	3	3	3	2	2
Prirodoslovno-matematički fakultet, Split Faculty of Science, Split	5	4	1	1	10	8	-	-	-	-
Sveučilište u Osijeku University of Osijek	7	5	4	4	8	7	17	16	7	6
Arhitektonski fakultet, Zagreb Faculty of Architecture, Zagreb	-	-	-	-	1	1	-	-	-	-
Građevinski fakultet, Rijeka Faculty of Civil Engineering, Rijeka	1	-	7	1	-	-	-	-	-	-
Građevinski fakultet, Zagreb Faculty of Civil Engineering, Zagreb	4	1	19	6	25	8	2	-	11	2
Fakultet građevinarstva, arhitekture i geodezije, Split Faculty of Civil Engineering, Architecture and Geodesy, Split	4	-	1	1	1	-	4	3	2	-
Geodetski fakultet, Zagreb Faculty of Geodesy, Zagreb	2	-	2	2	4	2	7	3	-	-
Grafički fakultet, Zagreb Faculty of Graphic Arts, Zagreb	2	1	1	-	13	5	-	-	-	-
Strojarski fakultet, Slavonski Brod Faculty of Mechanical Engineering, Slavonski Brod	2	1	3	-	3	1	3	-	-	-
Fakultet strojarstva i brodogradnje, Zagreb Faculty of Mechanical Engineering and Naval Architecture, Zagreb	4	-	3	-	13	1	3	-	6	-
Tehnički fakultet, Rijeka Faculty of Engineering, Rijeka	3	-	-	-	-	-	-	-	-	-
Fakultet elektrotehnike, strojarstva i brodogradnje, Split Faculty of Electrical Engineering, Mechanical Engineering and Naval Architecture, Split	4	-	4	-	-	-	10	-	-	-
Elektrotehnički fakultet, Osijek Faculty of Electrical Engineering, Osijek	-	-	2	-	4	-	2	1	1	-
Fakultet elektrotehnike i računarstva, Zagreb Faculty of Electrical Engineering and Computing, Zagreb	29	7	42	7	137	19	5	-	9	3
Fakultet prometnih znanosti, Zagreb Faculty of Transport and Traffic Engineering, Zagreb	21	2	20	2	17	1	64	9	8	-
Rudarsko-geološko-naftni fakultet, Zagreb Faculty of Mining, Geology and Petroleum Engineering, Zagreb	2	-	2	1	12	5	-	-	-	-
Metallurški fakultet, Sisak Faculty of Metallurgy, Sisak	-	-	-	-	4	2	-	-	-	-
Pomorski fakultet, Rijeka Faculty of Maritime Studies, Rijeka	-	-	2	-	-	-	-	-	-	-
Pomorski fakultet, Split Faculty of Maritime Studies, Split	2	-	5	-	1	-	1	-	-	-
Medicinski fakultet, Osijek Faculty of Medicine, Osijek	1	1	1	1	4	3	-	-	-	-
Medicinski fakultet, Rijeka Faculty of Medicine, Rijeka	7	4	9	5	36	27	46	34	4	3
Medicinski fakultet, Split Faculty of Medicine, Split	6	4	2	2	5	3	15	11	10	8
Medicinski fakultet, Zagreb Faculty of Medicine, Zagreb	44	23	38	29	52	39	7	7	9	8
Stomatološki fakultet, Zagreb Faculty of Dental Medicine, Zagreb	11	8	19	12	33	26	31	20	14	10
Farmaceutsko-biokemijski fakultet, Zagreb Faculty of Pharmacy and Biochemistry, Zagreb	3	2	4	4	10	8	13	11	28	24
Veterinarski fakultet, Zagreb Faculty of Veterinary Medicine, Zagreb	10	3	10	4	17	9	46	15	126	44
Prehrambeno-tehnološki fakultet, Osijek Faculty of Food Technology, Osijek	3	2	6	6	4	3	1	1	5	4

**2.2. MAGISTRI ZNANOSTI, MAGISTRI I SVEUČILIŠNI SPECIJALISTI PREMA NAZIVU VISOKOG UČILIŠTA NA KOJEM SU STEKLI AKADEMSKI STUPANJ/NAZIV I SPOLU OD 2009. DO 2013.**

MASTERS OF SCIENCE, MASTERS AND UNIVERSITY SPECIALISTS, BY NAME OF INSTITUTION OF HIGHER EDUCATION AT WHICH THEY OBTAINED ACADEMIC DEGREE/TITLE AND SEX, 2009 – 2013

(nastavak)  
(continued)

	2009.		2010.		2011.		2012.		2013.	
	ukupno Total	žene Women	ukupno Total	žene Women	ukupno Total	žene Women	ukupno Total	žene Women	ukupno Total	žene Women
Prehrambeno-biotehnoški fakultet, Zagreb <i>Faculty of Food Technology and Biotechnology, Zagreb</i>	13	12	13	8	42	33	10	9	13	11
Poljoprivredni fakultet, Osijek <i>Faculty of Agriculture, Osijek</i>	-	-	1	-	1	-	7	-	2	1
Agronomski fakultet, Zagreb <i>Faculty of Agriculture, Zagreb</i>	6	3	6	1	17	12	-	-	-	-
Šumarski fakultet, Zagreb <i>Faculty of Forestry, Zagreb</i>	16	8	2	-	15	4	16	4	1	-
Ekonomski fakultet, Osijek <i>Faculty of Economics, Osijek</i>	161	97	131	74	87	57	111	53	46	25
Ekonomski fakultet, Rijeka <i>Faculty of Economics, Rijeka</i>	24	19	32	21	27	17	20	12	13	7
Ekonomski fakultet, Split <i>Faculty of Economics, Split</i>	31	15	47	23	35	13	33	19	29	18
Ekonomski fakultet, Zagreb <i>Faculty of Economics, Zagreb</i>	206	122	282	158	292	175	608	351	190	127
Sveučilišni odjeli Sveučilišta u Dubrovniku <i>University Departments of University of Dubrovnik</i>	2	2	13	11	19	14	-	-	-	-
Fakultet za menadžment u turizmu i ugostiteljstvu, Opatija <i>Faculty of Tourism and Hospitality Management, Opatija</i>	-	-	-	-	-	-	7	4	-	-
Sveučilišni odjel ekonomije i turizma Sveučilišta u Puli – Pola <i>University Department of Economics and Tourism, University of Pula – Pola</i>	5	4	4	3	7	5	7	4	7	4
Fakultet organizacije i informatike, Varaždin <i>Faculty of Organisation and Informatics, Varaždin</i>	11	4	18	3	25	13	-	-	24	7
Pravni fakultet, Osijek <i>Faculty of Law, Osijek</i>	14	8	9	7	4	2	5	3	7	4
Pravni fakultet, Rijeka <i>Faculty of Law, Rijeka</i>	16	6	19	12	9	7	18	12	19	9
Pravni fakultet, Split <i>Faculty of Law, Split</i>	15	5	6	-	6	5	28	11	2	2
Pravni fakultet, Zagreb <i>Faculty of Law, Zagreb</i>	24	19	21	14	27	19	58	42	9	9
Fakultet političkih znanosti, Zagreb <i>Faculty of Political Sciences, Zagreb</i>	36	18	30	14	46	25	82	49	108	66
Filozofski fakultet, Rijeka <i>Faculty of Philosophy, Rijeka</i>	3	3	3	2	1	1	3	2	4	4
Filozofski fakultet, Zagreb <i>Faculty of Humanities and Social Sciences, Zagreb</i>	59	43	34	25	33	30	112	101	6	6
Učiteljski fakultet, Zagreb <i>Faculty of Teacher Education, Zagreb</i>	7	7	10	9	47	40	-	-	-	-
Sveučilišni odjeli Sveučilišta u Zadru <i>University Departments of the University of Zadar</i>	18	13	9	8	9	7	5	3	11	7
Edukacijsko-rehabilitacijski fakultet, Zagreb <i>Faculty of Education and Rehabilitation Sciences, Zagreb</i>	4	3	8	8	4	3	14	13	1	1
Kineziološki fakultet, Zagreb <i>Faculty of Kinesiology, Zagreb</i>	-	-	6	-	8	4	11	4	-	-
Centar za poslijediplomske studije Sveučilišta u Zagrebu <i>Center for Postgraduate Study, University of Zagreb</i>	13	7	29	19	36	23	68	50	38	26
Visoko evanđeosko teološko učilište, Osijek <i>Evangelical Theological Seminary, Osijek</i>	-	-	5	3	-	-	-	-	-	-
Katolički bogoslovni fakultet, Zagreb <i>Catholic Theological Faculty, Zagreb</i>	1	-	6	1	6	4	6	-	2	1
Katolički bogoslovni fakultet, Đakovo <i>Catholic Theological Faculty, Đakovo</i>	-	-	-	-	-	-	-	-	1	-
Filozofski fakultet Družbe Isusove, Zagreb <i>Faculty of Philosophy of the Society of Jesus, Zagreb</i>	4	1	1	-	7	4	9	3	-	-
Muzička akademija, Zagreb <i>Academy of Music, Zagreb</i>	20	12	11	8	1	1	-	-	-	-

**2.3. MAGISTRI ZNANOSTI I SVEUČILIŠNI SPECIJALISTI PREMA SVEUČILIŠTU, NAZIVU I MJESTU VISOKOG UČILIŠTA NA KOJEM SU STEKLI AKADEMSKI STUPANJ/NAZIV TE PREMA ZNANSTVENOME I UMJETNIČKOM PODRUČJU MAGISTARSKOGA/SPECIJALISTIČKOG RADA I SPOLU U 2013.**

MASTERS OF SCIENCE AND UNIVERSITY SPECIALISTS, BY UNIVERSITY, NAME AND LOCATION OF INSTITUTION OF HIGHER EDUCATION AT WHICH THEY OBTAINED THEIR DEGREES/TITLES, SCIENTIFIC AND ARTISTIC FIELD OF THEIR MASTER'S/SPECIALIST THESES AND SEX, 2013

	Ukupno Total		Znanstveno i umjetničko područje magistarskoga/specijalističkog rada Scientific and artistic field of master's/specialist theses							
	svega All	žene Women	prirodne znanosti Life sciences	tehničke znanosti Engineering	biomedicina i zdravlje Biomedicine and health	biotehničke znanosti Biotechnical sciences	društvene znanosti Social sciences	humanističke znanosti Humanities	umjetničko područje Artistic field	interdiscipli- narna područja Interdiscipli- nary fields
Ukupno Total	775	449	6	60	190	24	477	15	-	3
Sveučilište u Osijeku University of Osijek	69	40	4	1	-	7	56	1	-	-
Sveučilište u Osijeku University of Osijek	7	6	4	-	-	-	3	-	-	-
Elektrotehnički fakultet, Osijek Faculty of Electrical Engineering, Osijek	1	-	-	1	-	-	-	-	-	-
Prehrambeno-tehnološki fakultet, Osijek Faculty of Food Technology, Osijek	5	4	-	-	-	5	-	-	-	-
Poljoprivredni fakultet, Osijek Faculty of Agriculture, Osijek	2	1	-	-	-	2	-	-	-	-
Ekonomski fakultet, Osijek Faculty of Economics, Osijek	46	25	-	-	-	-	46	-	-	-
Pravni fakultet, Osijek Faculty of Law, Osijek	7	4	-	-	-	-	7	-	-	-
Katolički bogoslovni fakultet, Đakovo Catholic Theological Faculty, Đakovo	1	-	-	-	-	-	-	1	-	-
Sveučilište u Puli – Pola University of Pula – Pola	7	4	-	-	-	-	7	-	-	-
Sveučilišni odjel ekonomije i turizma, Pula – Pola University Department of Economics and Tourism, Pula – Pola	7	4	-	-	-	-	7	-	-	-
Sveučilište u Rijeci University of Rijeka	40	23	-	-	4	-	36	-	-	-
Medicinski fakultet, Rijeka Faculty of Medicine, Rijeka	4	3	-	-	4	-	-	-	-	-
Ekonomski fakultet, Rijeka Faculty of Economics, Rijeka	13	7	-	-	-	-	13	-	-	-
Pravni fakultet, Rijeka Faculty of Law, Rijeka	19	9	-	-	-	-	19	-	-	-
Filozofski fakultet, Rijeka Faculty of Philosophy, Rijeka	4	4	-	-	-	-	4	-	-	-
Sveučilište u Splitu University of Split	43	28	-	2	10	-	31	-	-	-
Fakultet građevinarstva, arhitekture i geodezije, Split Faculty of Civil Engineering, Architecture and Geodesy, Split	2	-	-	2	-	-	-	-	-	-
Medicinski fakultet, Split Faculty of Medicine, Split	10	8	-	-	10	-	-	-	-	-
Ekonomski fakultet, Split Faculty of Economics, Split	29	18	-	-	-	-	29	-	-	-
Pravni fakultet, Split Faculty of Law, Split	2	2	-	-	-	-	2	-	-	-
Sveučilište u Zadru University of Zadar	11	7	-	-	-	-	6	5	-	-
Sveučilišni odjeli Sveučilišta u Zadru University Departments of University of Zadar	11	7	-	-	-	-	6	5	-	-

**2.3. MAGISTRI ZNANOSTI I SVEUČILIŠNI SPECIJALISTI PREMA SVEUČILIŠTU, NAZIVU I MJESTU VISOKOG UČILIŠTA NA KOJEM SU STEKLI AKADEMSKI STUPANJ/NAZIV TE PREMA ZNANSTVENOME I UMJETNIČKOM PODRUČJU MAGISTARSKOGA/SPECIJALISTIČKOG RADA I SPOLU U 2013.**

MASTERS OF SCIENCE AND UNIVERSITY SPECIALISTS, BY UNIVERSITY, NAME AND LOCATION OF INSTITUTION OF HIGHER EDUCATION AT WHICH THEY OBTAINED THEIR DEGREES/TITLES, SCIENTIFIC AND ARTISTIC FIELD OF THEIR MASTER'S/SPECIALIST THESES AND SEX, 2013

(nastavak)  
(continued)

	Ukupno Total		Znanstveno i umjetničko područje magistarskoga/specijalističkog rada Scientific and artistic field of master's/specialist theses							interdisciplinarna područja Interdisciplinary fields
	svega All	žene Women	prirodne znanosti Life sciences	tehničke znanosti Engineering	biomedicina i zdravstvo Biomedicine and health	biotehničke znanosti Biotechnical sciences	društvene znanosti Social sciences	humanističke znanosti Humanities	umjetničko područje Artistic field	
Sveučilište u Zagrebu University of Zagreb	605	347	2	57	176	17	341	9	-	3
Prirodoslovno-matematički fakultet, Zagreb Faculty of Science, Zagreb	2	2	2	-	-	-	-	-	-	-
Građevinski fakultet, Zagreb Faculty of Civil Engineering, Zagreb	11	2	-	11	-	-	-	-	-	-
Fakultet strojarstva i brodogradnje, Zagreb Faculty of Mechanical Engineering and Naval Architecture, Zagreb	6	-	-	6	-	-	-	-	-	-
Fakultet prometnih znanosti, Zagreb Faculty of Transport and Traffic Engineering, Zagreb	8	-	-	8	-	-	-	-	-	-
Fakultet elektrotehnike i računarstva, Zagreb Faculty of Electrical Engineering and Computing, Zagreb	9	3	-	9	-	-	-	-	-	-
Prehrambeno-biotehnološki fakultet, Zagreb Faculty of Food Technology and Biotechnology, Zagreb	13	11	-	-	-	13	-	-	-	-
Medicinski fakultet, Zagreb Faculty of Medicine, Zagreb	9	8	-	-	8	-	1	-	-	-
Stomatološki fakultet, Zagreb Faculty of Dental Medicine, Zagreb	14	10	-	-	14	-	-	-	-	-
Farmaceutsko-biokemijski fakultet, Zagreb Faculty of Pharmacy and Biochemistry, Zagreb	28	24	-	-	28	-	-	-	-	-
Šumarski fakultet, Zagreb Faculty of Forestry, Zagreb	1	-	-	-	-	1	-	-	-	-
Veterinarski fakultet, Zagreb Faculty of Veterinary Medicine, Zagreb	126	44	-	-	126	-	-	-	-	-
Ekonomski fakultet, Zagreb Faculty of Economics, Zagreb	190	127	-	-	-	-	190	-	-	-
Fakultet organizacije i informatike, Varaždin Faculty of Organisation and Informatics, Varaždin	24	7	-	-	-	-	24	-	-	-
Pravni fakultet, Zagreb Faculty of Law, Zagreb	9	9	-	-	-	-	9	-	-	-
Fakultet političkih znanosti, Zagreb Faculty of Political Sciences, Zagreb	108	66	-	-	-	-	108	-	-	-
Filozofski fakultet, Zagreb Faculty of Humanities and Social Sciences, Zagreb	6	6	-	-	-	-	6	-	-	-
Edukacijsko-rehabilitacijski fakultet, Zagreb Faculty of Education and Rehabilitation Sciences, Zagreb	1	1	-	-	-	-	1	-	-	-
Katolički bogoslovni fakultet, Zagreb Catholic Theological Faculty, Zagreb	2	1	-	-	-	-	-	2	-	-
Centar za poslijediplomske studije Sveučilišta u Zagrebu Center for Postgraduate Study, University of Zagreb	38	26	-	23	-	3	2	7	-	3

**2.4. MAGISTRI ZNANOSTI I SVEUČILIŠNI SPECIJALISTI PREMA SVEUČILIŠTU NA KOJEM SU STEKLI AKADEMSKI STUPANJ/NAZIV, DRŽAVI U KOJOJ SU DIPLOMIRALI TE SPOLU U 2013.**

*MASTERS OF SCIENCE AND UNIVERSITY SPECIALISTS, BY UNIVERSITY AT WHICH THEY OBTAINED THEIR ACADEMIC DEGREES/TITLES, COUNTRY IN WHICH THEY GRADUATED AND SEX, 2013*

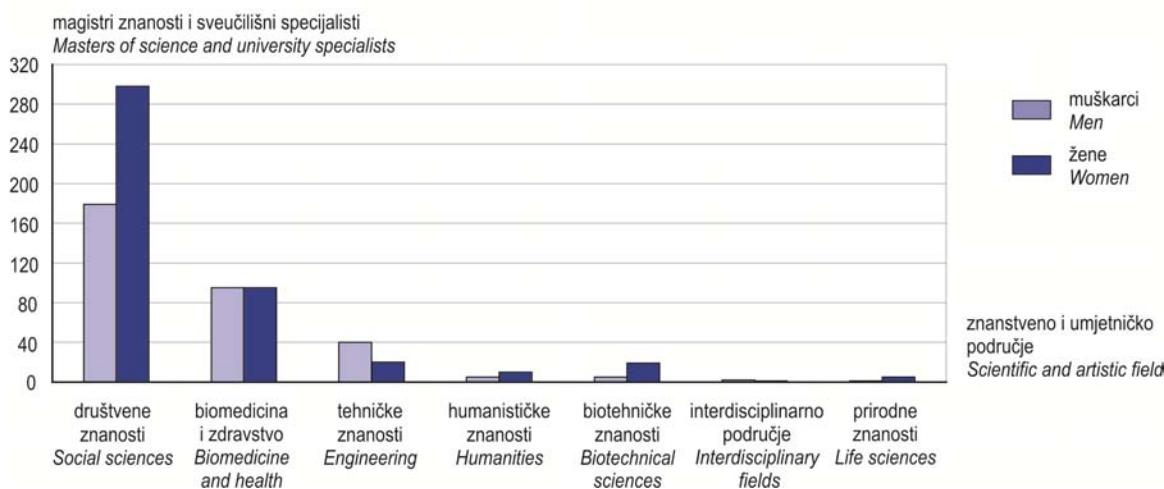
	Ukupno Total		Sveučilište na kojem su stekli akademski stupanj/naziv By university at which they attained their titles					
	svega All	žene Women	Sveučilište u Osijeku University of Osijek	Sveučilište u Puli – Pola University of Pula – Pola	Sveučilište u Rijeci University of Rijeka	Sveučilište u Splitu University of Split	Sveučilište u Zadru University of Zadar	Sveučilište u Zagrebu University of Zagreb
Ukupno Total	775	449	69	7	40	43	11	605
Diplomirali u Republici Hrvatskoj Graduated in Republic of Croatia	757	438	69	7	40	43	10	588
Diplomirali izvan Republike Hrvatske Graduated outside Republic of Croatia	18	11	-	-	-	-	1	17
BiH Bosnia and Herzegovina	14	8	-	-	-	-	1	13
Bugarska Bulgaria	1	1	-	-	-	-	-	1
Egipat Egypt	1	-	-	-	-	-	-	1
Srbija Serbia	2	2	-	-	-	-	-	2

**2.5. MAGISTRI ZNANOSTI I SVEUČILIŠNI SPECIJALISTI PREMA ZNANSTVENOME I UMJETNIČKOM PODRUČJU MAGISTARSKOGA/SPECIJALISTIČKOG RADA, GODINAMA ŽIVOTA I SPOLU U 2013.**

*MASTERS OF SCIENCE AND UNIVERSITY SPECIALISTS, BY SCIENTIFIC AND ARTISTIC FIELD OF THEIR MASTER'S/SPECIALIST THESES, AGE AND SEX, 2013*

	Ukupno Total	Godine života Age						All Total	Women
		do 29 Up to 29	30 – 34	35 – 39	40 – 44	45 – 49	50 i više 50 and over		
Ukupno	svega žene	775 449	135 94	255 171	139 78	121 61	64 22	61 23	
Prirodne znanosti	svega žene	6 5	1 1	- -	1 1	2 2	2 1	- -	All Women Life sciences
Tehničke znanosti	svega žene	60 20	9 5	14 3	19 8	5 2	4 -	9 2	All Women Engineering
Biomedicina i zdravstvo	svega žene	190 96	12 10	49 30	37 23	48 23	28 6	16 4	All Women Biomedicine and health
Biotehničke znanosti	svega žene	24 19	3 3	8 7	6 5	2 2	2 -	3 2	All Women Biotechnical sciences
Društvene znanosti	svega žene	477 298	104 69	180 131	73 40	62 30	26 14	32 14	All Women Social sciences
Humanističke znanosti	svega žene	15 10	6 6	2 -	3 1	2 2	1 -	1 1	All Women Humanities
Interdisciplinarna područja znanosti	svega žene	3 1	- -	2 -	- -	- -	1 1	- -	All Women Interdisciplinary fields of science

**G-7. MAGISTRI ZNANOSTI I SVEUČILIŠNI SPECIJALISTI PREMA ZNANSTVENOME I UMJETNIČKOM PODRUČJU  
MAGISTARSKOGA/SPECIJALISTIČKOG RADA TE SPOLU U 2013.  
MASTERS OF SCIENCE AND UNIVERSITY SPECIALISTS, BY SCIENTIFIC AND ARTISTIC FIELD OF  
MASTER'S/SPECIALIST THESES AND SEX, 2013**



**2.6. MAGISTRI ZNANOSTI I SVEUČILIŠNI SPECIJALISTI PREMA DJELATNOSTI U KOJOJ OBAVLJAJU ZANIMANJE,  
NAČINU PLAĆANJA POSLIJEDIPLOMSKOG STUDIJA I SPOLU U 2013.  
MASTERS OF SCIENCE AND UNIVERSITY SPECIALISTS, BY ACTIVITY OF EMPLOYMENT,  
WAY OF PAYING FOR POSTGRADUATE STUDY AND SEX, 2013**

	Ukupno Total		Način plaćanja poslijediplomskog studija Way of paying for postgraduate study				
	svega All	žene Women	poslodavac Employer	Ministarstvo znanosti, obrazovanja i sporta Ministry of Science, Education and Sports	kandidat osobno Candidate	ostalo Other	
Ukupno	775	449	286	5	461	23	Total
Zaposleni	716	411	286	5	406	19	Employees
Poljoprivreda, šumarstvo i ribarstvo	7	2	4	-	3	-	Agriculture, forestry and fishing
Rudarstvo i vađenje	1	1	1	-	-	-	Mining and quarrying
Prerađivačka industrija	72	39	33	-	37	2	Manufacturing
Opskrba električnom energijom, plinom, parom i klimatizacija	9	3	3	-	6	-	Electricity, gas, steam and air conditioning supply
Opskrba vodom; uklanjanje otpadnih voda, gospodarenje otpadom te djelatnosti sanacije okoliša	7	4	4	-	3	-	Water supply; sewerage, waste management and remediation activities
Građevinarstvo	21	8	12	-	7	2	Construction
Trgovina na veliko i malo; popravak motornih vozila i motocikala	34	22	14	-	19	1	Wholesale and retail trade; repair of motor vehicles and motorcycles
Prijevoz i skladištenje	12	8	3	-	9	-	Transportation and storage
Djelatnosti pružanja smještaja te pripreme i usluživanja hrane	4	3	1	-	3	-	Accommodation and food service activities
Informacije i komunikacije	44	22	13	-	31	-	Information and communication
Financijske djelatnosti i djelatnosti osiguranja	85	57	34	-	50	1	Financial and insurance activities
Poslovanje nekretninama	4	2	1	-	3	-	Real estate activities
Stručne, znanstvene i tehničke djelatnosti	123	46	61	-	61	1	Professional, scientific and technical activities
Administrativne i pomoćne uslužne djelatnosti	5	2	1	-	3	1	Administrative and support service activities
Javna uprava i obrana; obvezno socijalno osiguranje	124	75	47	-	72	5	Public administration and defence; compulsory social security
Obrazovanje	57	39	14	5	33	5	Education
Djelatnosti zdravstvene zaštite i socijalne skrbi	70	55	32	-	37	1	Human health and social work activities
Umjetnost, zabava i rekreacija	8	4	2	-	6	-	Arts, entertainment and recreation
Ostale uslužne djelatnosti	20	11	5	-	15	-	Other service activities
Djelatnosti izvanteritorijalnih organizacija i tijela	9	8	1	-	8	-	Activities of extraterritorial organisations and bodies
Nezaposleni	59	38	-	-	55	4	Unemployed

**2.7. MAGISTRI ZNANOSTI I SVEUČILIŠNI SPECIJALISTI PREMA ŽUPANIJI, GRADU/OPĆINI STALNOG PREBIVALIŠTA I SPOLU U 2013.**  
**MASTERS OF SCIENCE AND UNIVERSITY SPECIALISTS, BY COUNTY, TOWN/MUNICIPALITY OF USUAL RESIDENCE AND SEX, 2013**

	Ukupno <i>Total</i>			Magistri znanosti <i>Masters of science</i>			Sveučilišni specijalisti <i>University specialists</i>		
	svega <i>All</i>	muškarci <i>Men</i>	žene <i>Women</i>	svega <i>All</i>	muškarci <i>Men</i>	žene <i>Women</i>	svega <i>All</i>	muškarci <i>Men</i>	žene <i>Women</i>
Ukupno <i>Total</i>	775	326	449	71	31	40	704	295	409
Republika Hrvatska <i>Republic of Croatia</i>	757	316	441	69	30	39	688	286	402
Zagrebačka županija <i>County of Zagreb</i>	51	22	29	4	2	2	47	20	27
<i>Gradovi/ Towns</i>									
Dugo Selo	3	2	1	1	-	1	2	2	-
Jastrebarsko	5	2	3	-	-	-	5	2	3
Samobor	7	2	5	1	1	-	6	1	5
Sveta Nedelja	5	1	4	1	-	1	4	1	3
Sveti Ivan Zelina	2	1	1	-	-	-	2	1	1
Velika Gorica	12	5	7	1	1	-	11	4	7
Vrbovec	4	3	1	-	-	-	4	3	1
Zaprešić	6	3	3	-	-	-	6	3	3
<i>Općine/ Municipalities</i>									
Brdovec	2	1	1	-	-	-	2	1	1
Gradac	1	1	-	-	-	-	1	1	-
Rakovec	1	-	1	-	-	-	1	-	1
Rugvica	1	-	1	-	-	-	1	-	1
Stupnik	2	1	1	-	-	-	2	1	1
Krapinsko-zagorska županija <i>County of Krapina-Zagorje</i>	15	6	9	-	-	-	15	6	9
<i>Gradovi/ Towns</i>									
Donja Stubica	1	-	1	-	-	-	1	-	1
Krapina	4	1	3	-	-	-	4	1	3
Zlatar	3	3	-	-	-	-	3	3	-
<i>Općine/ Municipalities</i>									
Bedekovčina	1	-	1	-	-	-	1	-	1
Budinščina	1	1	-	-	-	-	1	1	-
Desinić	1	1	-	-	-	-	1	1	-
Krapinske Toplice	1	-	1	-	-	-	1	-	1
Lobor	1	-	1	-	-	-	1	-	1
Sveti Križ Začretje	1	-	1	-	-	-	1	-	1
Veliko Trgovišće	1	-	1	-	-	-	1	-	1
Sisačko-moslavačka županija <i>County of Sisak-Moslavina</i>	17	7	10	1	-	1	16	7	9
<i>Gradovi/ Towns</i>									
Kutina	4	1	3	-	-	-	4	1	3
Novska	1	-	1	-	-	-	1	-	1
Petrinja	4	1	3	1	-	1	3	1	2
Sisak	8	5	3	-	-	-	8	5	3
Karlovačka županija <i>County of Karlovac</i>	12	4	8	-	-	-	12	4	8
<i>Gradovi/ Towns</i>									
Duga Resa	4	-	4	-	-	-	4	-	4
Karlovac	5	2	3	-	-	-	5	2	3
Ogulin	1	1	-	-	-	-	1	1	-
Slunj	1	-	1	-	-	-	1	-	1
<i>Općine/ Municipalities</i>									
Draganić	1	1	-	-	-	-	1	1	-

**2.7. MAGISTRI ZNANOSTI I SVEUČILIŠNI SPECIJALISTI PREMA ŽUPANIJI, GRADU/OPĆINI STALNOG PREBIVALIŠTA I SPOLU U 2013.**  
**MASTERS OF SCIENCE AND UNIVERSITY SPECIALISTS, BY COUNTY, TOWN/MUNICIPALITY OF USUAL RESIDENCE AND SEX, 2013**

(nastavak)  
(continued)

	Ukupno <i>Total</i>			Magistri znanosti <i>Masters of science</i>			Sveučilišni specijalisti <i>University specialists</i>		
	svega <i>All</i>	muškarci <i>Men</i>	žene <i>Women</i>	svega <i>All</i>	muškarci <i>Men</i>	žene <i>Women</i>	svega <i>All</i>	muškarci <i>Men</i>	žene <i>Women</i>
Varaždinska županija <i>County of Varaždin</i>	31	19	12	-	-	-	31	19	12
<i>Gradovi/ Towns</i>									
Ivanec	2	1	1	-	-	-	2	1	1
Lepoglava	2	2	-	-	-	-	2	2	-
Ludbreg	2	1	1	-	-	-	2	1	1
Novi Marof	1	-	1	-	-	-	1	-	1
Varaždin	19	10	9	-	-	-	19	10	9
Varaždinske Toplice	1	1	-	-	-	-	1	1	-
<i>Općine/ Municipalities</i>									
Gornji Kneginec	1	1	-	-	-	-	1	1	-
Ljubešćica	1	1	-	-	-	-	1	1	-
Sračinec	1	1	-	-	-	-	1	1	-
Vinica	1	1	-	-	-	-	1	1	-
Koprivničko-križevačka županija <i>County of Koprivnica-Križevci</i>	32	17	15	1	1	-	31	16	15
<i>Gradovi/ Towns</i>									
Đurđevac	1	1	-	-	-	-	1	1	-
Koprivnica	20	9	11	-	-	-	20	9	11
Križevci	6	4	2	-	-	-	6	4	2
<i>Općine/ Municipalities</i>									
Legrad	1	1	-	-	-	-	1	1	-
Novigrad Podravski	3	1	2	1	1	-	2	-	2
Rasinja	1	1	-	-	-	-	1	1	-
Bjelovarsko-bilogorska županija <i>County of Bjelovar-Bilogora</i>	13	7	6	-	-	-	13	7	6
<i>Gradovi/ Towns</i>									
Bjelovar	9	5	4	-	-	-	9	5	4
Čazma	1	-	1	-	-	-	1	-	1
Garešnica	1	-	1	-	-	-	1	-	1
<i>Općine/ Municipalities</i>									
Veliko Trojstvo	1	1	-	-	-	-	1	1	-
Zrinski Topolovac	1	1	-	-	-	-	1	1	-
Primorsko-goranska županija <i>County of Primorje-Gorski kotar</i>	39	15	24	-	-	-	39	15	24
<i>Gradovi/ Towns</i>									
Delnice	1	-	1	-	-	-	1	-	1
Kastav	1	1	-	-	-	-	1	1	-
Krk	1	-	1	-	-	-	1	-	1
Novi Vinodolski	1	1	-	-	-	-	1	1	-
Rab	2	-	2	-	-	-	2	-	2
Rijeka	23	10	13	-	-	-	23	10	13
<i>Općine/ Municipalities</i>									
Jelenje	2	1	1	-	-	-	2	1	1
Kostrena	2	1	1	-	-	-	2	1	1
Lovran	1	1	-	-	-	-	1	1	-
Matulji	2	-	2	-	-	-	2	-	2
Omišalj	1	-	1	-	-	-	1	-	1
Ravna Gora	1	-	1	-	-	-	1	-	1
Viškovo	1	-	1	-	-	-	1	-	1

**2.7. MAGISTRI ZNANOSTI I SVEUČILIŠNI SPECIJALISTI PREMA ŽUPANIJI, GRADU/OPĆINI STALNOG PREBIVALIŠTA I SPOLU U 2013.**  
**MASTERS OF SCIENCE AND UNIVERSITY SPECIALISTS, BY COUNTY, TOWN/MUNICIPALITY OF USUAL RESIDENCE AND SEX, 2013**

(nastavak)  
(continued)

	Ukupno <i>Total</i>			Magistri znanosti <i>Masters of science</i>			Sveučilišni specijalisti <i>University specialists</i>		
	svega <i>All</i>	muškarci <i>Men</i>	žene <i>Women</i>	svega <i>All</i>	muškarci <i>Men</i>	žene <i>Women</i>	svega <i>All</i>	muškarci <i>Men</i>	žene <i>Women</i>
Ličko-senjska županija <i>County of Lika-Senj</i>	3	1	2	-	-	-	3	1	2
Gradovi/ <i>Towns</i>									
Gospić	1	-	1	-	-	-	1	-	1
Općina/ <i>Municipality</i>									
Brinje	1	1	-	-	-	-	1	1	-
Plitvička Jezera	1	-	1	-	-	-	1	-	1
Virovitičko-podravska županija <i>County of Virovitica-Podravina</i>	6	4	2	-	-	-	6	4	2
Gradovi/ <i>Towns</i>									
Orahovica	1	-	1	-	-	-	1	-	1
Slatina	1	-	1	-	-	-	1	-	1
Virovitica	3	3	-	-	-	-	3	3	-
Općina/ <i>Municipality</i>									
Pitomača	1	1	-	-	-	-	1	1	-
Požeško-slavonska županija <i>County of Požega-Slavonia</i>	8	5	3	1	1	-	7	4	3
Gradovi/ <i>Towns</i>									
Kutjevo	2	1	1	1	1	-	1	-	1
Pakrac	1	1	-	-	-	-	1	1	-
Pleternica	1	-	1	-	-	-	1	-	1
Požega	4	3	1	-	-	-	4	3	1
Brodsko-posavska županija <i>County of Slavonski Brod-Posavina</i>	12	7	5	1	-	1	11	7	4
Gradovi/ <i>Towns</i>									
Nova Gradiška	2	1	1	-	-	-	2	1	1
Slavonski Brod	10	6	4	1	-	1	9	6	3
Zadarska županija <i>County of Zadar</i>	19	12	7	3	2	1	16	10	6
Gradovi/ <i>Towns</i>									
Benkovac	1	1	-	-	-	-	1	1	-
Zadar	14	7	7	2	1	1	12	6	6
Općine/ <i>Municipalities</i>									
Bibinje	1	1	-	-	-	-	1	1	-
Jasenice	1	1	-	-	-	-	1	1	-
Preko	1	1	-	1	1	-	-	-	-
Vrsi	1	1	-	-	-	-	1	1	-
Osječko-baranjska županija <i>County of Osijek-Baranja</i>	42	22	20	2	1	1	40	21	19
Gradovi/ <i>Towns</i>									
Beli Manastir	3	2	1	-	-	-	3	2	1
Đakovo	3	2	1	-	-	-	3	2	1
Našice	2	1	1	-	-	-	2	1	1
Osijek	32	15	17	2	1	1	30	14	16
Općine/ <i>Municipalities</i>									
Antunovac	1	1	-	-	-	-	1	1	-
Đurđenovac	1	1	-	-	-	-	1	1	-

**2.7. MAGISTRI ZNANOSTI I SVEUČILIŠNI SPECIJALISTI PREMA ŽUPANIJI, GRADU/OPĆINI STALNOG PREBIVALIŠTA I SPOLU U 2013.**  
**MASTERS OF SCIENCE AND UNIVERSITY SPECIALISTS, BY COUNTY, TOWN/MUNICIPALITY OF USUAL RESIDENCE AND SEX, 2013**

(nastavak)  
(continued)

	Ukupno <i>Total</i>			Magistri znanosti <i>Masters of science</i>			Sveučilišni specijalisti <i>University specialists</i>		
	svega <i>All</i>	muškarci <i>Men</i>	žene <i>Women</i>	svega <i>All</i>	muškarci <i>Men</i>	žene <i>Women</i>	svega <i>All</i>	muškarci <i>Men</i>	žene <i>Women</i>
Šibensko-kninska županija <i>County of Šibenik-Knin</i>	13	6	7	1	1	-	12	5	7
<i>Gradovi/ Towns</i>									
Knin	3	3	-	-	-	-	3	3	-
Skradin	1	1	-	1	1	-	-	-	-
Šibenik	9	2	7	-	-	-	9	2	7
Vukovarsko-srijemska županija <i>County of Vukovar-Sirmium</i>	14	6	8	-	-	-	14	6	8
<i>Gradovi/ Towns</i>									
Vinkovci	3	1	2	-	-	-	3	1	2
Vukovar	5	-	5	-	-	-	5	-	5
Županja	1	-	1	-	-	-	1	-	1
<i>Općine/ Municipalities</i>									
Cerna	2	2	-	-	-	-	2	2	-
Ivankovo	1	1	-	-	-	-	1	1	-
Jarmina	1	1	-	-	-	-	1	1	-
Nijemci	1	1	-	-	-	-	1	1	-
Splitsko-dalmatinska županija <i>County of Split-Dalmatia</i>	54	21	33	15	3	12	39	18	21
<i>Gradovi/ Towns</i>									
Hvar	1	-	1	-	-	-	1	-	1
Kaštela	2	-	2	-	-	-	2	-	2
Makarska	2	2	-	-	-	-	2	2	-
Omiš	2	-	2	1	-	1	1	-	1
Sinj	1	1	-	-	-	-	1	1	-
Solin	5	2	3	2	-	2	3	2	1
Split	34	10	24	9	1	8	25	9	16
Starigrad	1	1	-	1	1	-	-	-	-
Trogir	1	1	-	-	-	-	1	1	-
<i>Općine/ Municipalities</i>									
Dugopolje	1	-	1	1	-	1	-	-	-
Okrug	1	1	-	-	-	-	1	1	-
Podgora	1	1	-	-	-	-	1	1	-
Podstrana	1	1	-	1	1	-	-	-	-
Šolta	1	1	-	-	-	-	1	1	-
Istarska županija <i>County of Istria</i>	21	8	13	2	1	1	19	7	12
<i>Gradovi/ Towns</i>									
Pazin	2	1	1	-	-	-	2	1	1
Poreč – Parenzo	2	1	1	-	-	-	2	1	1
Pula – Pola	4	2	2	1	1	-	3	1	2
Rovinj – Rovigno	4	2	2	1	-	1	3	2	1
Vodnjan – Dignano	1	-	1	-	-	-	1	-	1
<i>Općine/ Municipalities</i>									
Ližnjan – Lisignano	1	-	1	-	-	-	1	-	1
Medulin	2	-	2	-	-	-	2	-	2
Svetvinčenat	1	-	1	-	-	-	1	-	1
Tar-Vabriga – Torre-Abrega	1	1	-	-	-	-	1	1	-
Vižinada – Visinada	1	1	-	-	-	-	1	1	-
Vrsar – Orsera	1	-	1	-	-	-	1	-	1
Žminj	1	-	1	-	-	-	1	-	1

**2.7. MAGISTRI ZNANOSTI I SVEUČILIŠNI SPECIJALISTI PREMA ŽUPANIJI, GRADU/OPĆINI STALNOG PREBIVALIŠTA I SPOLU U 2013.**  
**MASTERS OF SCIENCE AND UNIVERSITY SPECIALISTS, BY COUNTY, TOWN/MUNICIPALITY OF USUAL RESIDENCE AND SEX, 2013**

(nastavak)  
(continued)

	Ukupno <i>Total</i>			Magistri znanosti <i>Masters of science</i>			Sveučilišni specijalisti <i>University specialists</i>		
	svega <i>All</i>	muškarci <i>Men</i>	žene <i>Women</i>	svega <i>All</i>	muškarci <i>Men</i>	žene <i>Women</i>	svega <i>All</i>	muškarci <i>Men</i>	žene <i>Women</i>
Dubrovačko-neretvanska županija <i>County of Dubrovnik-Neretva</i>	9	2	7	1	-	1	8	2	6
Gradovi/ <i>Towns</i>									
Dubrovnik	6	1	5	1	-	1	5	1	4
Ploče	1	1	-	-	-	-	1	1	-
Općine/ <i>Municipalities</i>									
Konavle	2	-	2	-	-	-	2	-	2
Međimurska županija <i>County of Međimurje</i>	16	8	8	1	1	-	15	7	8
Gradovi/ <i>Towns</i>									
Čakovec	8	5	3	1	1	-	7	4	3
Mursko Središće	1	1	-	-	-	-	1	1	-
Prelog	4	1	3	-	-	-	4	1	3
Općine/ <i>Municipalities</i>									
Domašinec	1	1	-	-	-	-	1	1	-
Mala Subotica	1	-	1	-	-	-	1	-	1
Nedelišće	1	-	1	-	-	-	1	-	1
Grad Zagreb <i>City of Zagreb</i>	330	117	213	36	17	19	294	100	194
S prebivalištem izvan Republike Hrvatske <i>With residence outside of Republic of Croatia</i>	18	10	8	2	1	1	16	9	7

### 3. DOKTORI ZNANOSTI DOCTORS OF SCIENCE

#### 3.1. DOKTORI ZNANOSTI PREMA ZNANSTVENOME I UMJETNIČKOM PODRUČJU I POLJU DOKTORSKE DISERTACIJE<sup>1)</sup> TE SPOLU OD 2009. DO 2013.

DOCTORS OF SCIENCE, BY SCIENTIFIC AND ARTISTIC FIELD OF THEIR DOCTOR'S DISSERTATION<sup>1)</sup> AND SEX, 2009 – 2013

	2009.		2010.		2011.		2012.		2013.	
	ukupno Total	žene Women	ukupno Total	žene Women	ukupno Total	žene Women	ukupno Total	žene Women	ukupno Total	žene Women
Ukupno Total	572	268	838	428	1 072	609	1 338	730	830	454
Prirodne znanosti Life sciences	105	65	159	96	203	146	210	124	95	63
Matematika Mathematics	11	7	13	5	18	11	16	5	14	7
Fizika Physics	16	4	17	4	7	1	24	8	1	1
Geologija Geological science	10	4	3	3	7	5	10	5	6	4
Kemija Chemistry	22	15	46	30	37	31	32	23	18	13
Biologija Biology	45	34	78	53	131	96	107	72	51	35
Geofizika Geophysics	-	-	-	-	2	2	6	2	-	-
Interdisciplinarne prirodne znanosti Interdisciplinary life sciences	1	1	2	1	1	-	15	9	5	3
Tehničke znanosti Engineering	100	22	157	46	108	25	177	53	153	49
Arhitektura i urbanizam Architecture and town planning	4	2	7	4	3	2	9	7	1	-
Brodogradnja Naval architecture	3	-	1	-	2	-	5	-	1	1
Elektrotehnika Electrical engineering	26	4	41	7	23	4	31	7	61	15
Geodezija Geodesy	4	-	5	1	5	-	2	-	2	1
Građevinarstvo Civil engineering	9	3	13	4	8	2	20	7	14	9
Grafička tehnologija Graphic arts technology	1	-	8	4	5	2	5	2	2	-
Kemijsko inženjerstvo Chemical engineering	9	3	11	8	3	3	6	5	13	8
Metalurgija Metallurgy	1	1	2	2	-	-	1	-	-	-
Računalstvo Computer science	13	1	20	3	12	3	11	3	22	4
Rudarstvo, nafta i geološko inženjerstvo Mining, petroleum and geological engineering	7	-	8	3	14	5	12	3	4	1
Strojarstvo Mechanical engineering	11	3	15	3	23	2	33	4	11	2
Tehnologija prometa i transport Technology of traffic and transportation	5	2	17	3	4	1	21	4	15	4
Tekstilna tehnologija Textiles technology	4	3	3	3	-	-	6	5	2	2
Zrakoplovstvo, raketna i svemirska tehnika Aviation, rocket and space engineering	-	-	1	-	2	-	1	-	-	-
Temeljne tehničke znanosti Basic technical sciences	3	-	4	-	4	1	12	5	4	2
Interdisciplinarne tehničke znanosti Interdisciplinary technical sciences	-	-	1	1	-	-	2	1	1	-

1) Prema Pravilniku o znanstvenim i umjetničkim područjima, poljima i granama (NN, br. 118/09., 82/12. i 32/13.)

1) According to the Rule Book of Scientific and Artistic Disciplines, Fields and Branches (NN, Nos. 118/09, 82/12 and 32/13)



**3.1. DOKTORI ZNANOSTI PREMA ZNANSTVENOME I UMJETNIČKOM PODRUČJU I POLJU DOKTORSKE DISERTACIJE<sup>1)</sup>  
TE SPOLU OD 2009. DO 2013.**

DOCTORS OF SCIENCE, BY SCIENTIFIC AND ARTISTIC FIELD OF THEIR DOCTOR'S DISSERTATION<sup>1)</sup> AND SEX, 2009 – 2013

(nastavak)  
(continued)

	2009.		2010.		2011.		2012.		2013.	
	ukupno Total	žene Women	ukupno Total	žene Women	ukupno Total	žene Women	ukupno Total	žene Women	ukupno Total	žene Women
Humanističke znanosti <i>Humanities</i>	90	42	141	82	147	91	232	160	120	74
Filozofija <i>Philosophy</i>	10	1	17	3	15	8	13	5	8	4
Teologija <i>Theology</i>	4	1	2	1	2	1	5	2	8	3
Filologija <i>Linguistics</i>	40	25	61	46	64	46	109	91	54	39
Povijest <i>History</i>	18	4	24	7	35	17	46	25	27	12
Povijest umjetnosti <i>History of art</i>	4	2	10	8	8	7	23	15	7	5
Znanost o umjetnosti <i>Science of arts</i>	3	2	2	2	4	3	9	4	5	3
Arheologija <i>Archaeology</i>	8	4	6	5	14	5	14	6	7	5
Etnologija i antropologija <i>Ethnology and anthropology</i>	2	2	17	9	4	4	12	11	4	3
Religijske znanosti (interdisciplinarno polje) <i>Religious sciences (Interdisciplinary field)</i>	-	-	2	1	1	-	-	-	-	-
Interdisciplinarne humanističke znanosti <i>Interdisciplinary humanities</i>	1	1	-	-	-	-	1	1	-	-
Umjetničko područje <i>Artistic field</i>	-	-	-	-	3	2	8	6	4	3
Glazbena umjetnost <i>Music art</i>	-	-	-	-	2	2	4	3	-	-
Likovne umjetnosti <i>Visual arts</i>	-	-	-	-	1	-	4	3	4	3
Interdisciplinarna područja znanosti <i>Interdisciplinary fields of science</i>	2	1	7	3	13	7	15	11	8	6
Kognitivna znanost <i>Cognitive science</i>	-	-	-	-	-	-	-	-	1	1
Geografija <i>Geography</i>	2	1	6	2	11	6	8	5	3	1
Kroatologija <i>Croatology</i>	-	-	1	1	2	1	6	5	3	3
Obrazovne znanosti <i>Teaching sciences</i>	-	-	-	-	-	-	-	-	1	1
Ostala interdisciplinarna polja <i>Other interdisciplinary fields</i>	-	-	-	-	-	-	1	1	-	-

**3.2. DOKTORI ZNANOSTI PREMA NAZIVU I MJESTU VISOKOG UČILIŠTA NA KOJEM SU STEKLI AKADEMSKI STUPANJ I SPOLU OD 2009. DO 2013.**

*DOCTORS OF SCIENCE, BY NAME AND LOCATION OF INSTITUTION OF HIGHER EDUCATION AT WHICH THEY OBTAINED DOCTOR'S DEGREE AND SEX, 2009 – 2013*

	2009.		2010.		2011.		2012.		2013.	
	ukupno <i>Total</i>	žene <i>Women</i>	ukupno <i>Total</i>	žene <i>Women</i>	ukupno <i>Total</i>	žene <i>Women</i>	ukupno <i>Total</i>	žene <i>Women</i>	ukupno <i>Total</i>	žene <i>Women</i>
Ukupno <i>Total</i>	572	268	838	428	1 072	609	1 338	730	830	454
Prirodoslovno-matematički fakultet, Zagreb <i>Faculty of Science, Zagreb</i>	99	59	154	91	196	139	192	112	73	45
Prirodoslovno-matematički fakultet, Split <i>Faculty of Science, Split</i>	-	-	-	-	-	-	1	1	3	3
Sveučilište u Osijeku <i>University of Osijek</i>	1	1	3	3	6	4	7	4	11	11
Arhitektonski fakultet, Zagreb <i>Faculty of Architecture, Zagreb</i>	4	2	7	4	3	2	9	7	1	-
Građevinski fakultet, Osijek <i>Faculty of Civil Engineering, Osijek</i>	-	-	1	1	2	1	3	-	3	2
Građevinski fakultet, Rijeka <i>Faculty of Civil Engineering, Rijeka</i>	1	-	-	-	-	-	3	1	2	2
Građevinski fakultet, Zagreb <i>Faculty of Civil Engineering, Zagreb</i>	9	3	12	3	4	1	11	4	6	4
Fakultet građevinarstva, arhitekture i geodezije, Split <i>Faculty of Civil Engineering, Architecture and Geodesy, Split</i>	-	-	-	-	2	-	6	4	2	-
Geodetski fakultet, Zagreb <i>Faculty of Geodesy, Zagreb</i>	4	-	5	1	5	-	2	-	2	1
Grafički fakultet, Zagreb <i>Faculty of Graphic Arts, Zagreb</i>	1	-	7	4	5	2	5	2	1	-
Strojarski fakultet, Slavonski Brod <i>Faculty of Mechanical Engineering, Slavonski Brod</i>	1	1	4	1	1	-	-	-	2	-
Fakultet strojarstva i brodogradnje, Zagreb <i>Faculty of Mechanical Engineering and Naval Architecture, Zagreb</i>	8	2	10	1	20	2	18	3	18	5
Tehnički fakultet, Rijeka <i>Faculty of Engineering, Rijeka</i>	3	-	3	1	8	1	18	1	4	1
Fakultet elektrotehnike, strojarstva i brodogradnje, Split <i>Faculty of Electrical Engineering, Mechanical Engineering and Naval Architecture, Split</i>	9	-	11	1	7	1	17	2	18	5
Elektrotehnički fakultet, Osijek <i>Faculty of Electrical Engineering, Osijek</i>	2	-	5	-	2	1	6	1	14	-
Fakultet elektrotehnike i računarstva, Zagreb <i>Faculty of Electrical Engineering and Computing, Zagreb</i>	32	5	49	9	28	5	27	8	42	11
Fakultet prometnih znanosti, Zagreb <i>Faculty of Transport and Traffic Engineering, Zagreb</i>	4	2	11	2	2	-	6	1	12	4
Rudarsko-geološko-naftni fakultet, Zagreb <i>Faculty of Mining, Geology and Petroleum Engineering, Zagreb</i>	8	-	8	3	19	8	16	5	6	1
Metalurški fakultet, Sisak <i>Faculty of Metallurgy, Sisak</i>	1	1	2	2	-	-	1	-	-	-
Fakultet kemijskog inženjerstva i tehnologije, Zagreb <i>Faculty of Chemical Engineering and Technology, Zagreb</i>	14	8	16	9	10	9	19	13	20	14
Kemijsko-tehnološki fakultet, Split <i>Faculty of Chemistry and Technology, Split</i>	1	1	5	5	-	-	2	2	4	2
Tekstilno-tehnološki fakultet, Zagreb <i>Faculty of Textile Technology, Zagreb</i>	4	3	3	3	-	-	6	5	2	2
Pomorski fakultet, Rijeka <i>Faculty of Maritime Studies, Rijeka</i>	1	-	6	1	2	1	15	3	3	-
Sveučilišni studijski centar za studije mora, Split <i>University study of Maritime Studies, Split</i>	-	-	-	-	1	1	8	4	2	2
Medicinski fakultet, Osijek <i>Faculty of Medicine, Osijek</i>	13	6	20	8	24	15	65	29	47	22

**3.2. DOKTORI ZNANOSTI PREMA NAZIVU I MJESTU VISOKOG UČILIŠTA NA KOJEM SU STEKLI AKADEMSKI STUPANJ I SPOLU OD 2009. DO 2013.**

*DOCTORS OF SCIENCE, BY NAME AND LOCATION OF INSTITUTION OF HIGHER EDUCATION AT WHICH THEY OBTAINED DOCTOR'S DEGREE AND SEX, 2009 – 2013*

(nastavak)  
(continued)

	2009.		2010.		2011.		2012.		2013.	
	ukupno <i>Total</i>	žene <i>Women</i>	ukupno <i>Total</i>	žene <i>Women</i>	ukupno <i>Total</i>	žene <i>Women</i>	ukupno <i>Total</i>	žene <i>Women</i>	ukupno <i>Total</i>	žene <i>Women</i>
Medicinski fakultet, Rijeka <i>Faculty of Medicine, Rijeka</i>	24	12	26	14	49	30	59	33	14	9
Medicinski fakultet, Split <i>Faculty of Medicine, Split</i>	18	7	9	4	16	11	27	15	33	24
Medicinski fakultet, Zagreb <i>Faculty of Medicine, Zagreb</i>	42	19	82	46	121	73	61	34	69	36
Stomatološki fakultet, Zagreb <i>Faculty of Dental Medicine, Zagreb</i>	11	6	16	6	27	15	14	9	20	12
Farmaceutsko-biokemijski fakultet, Zagreb <i>Faculty of Pharmacy and Biochemistry, Zagreb</i>	5	4	2	2	10	9	6	4	7	7
Veterinarski fakultet, Zagreb <i>Faculty of Veterinary Medicine, Zagreb</i>	16	6	21	13	21	9	21	9	20	8
Prehrambeno-tehnološki fakultet, Osijek <i>Faculty of Food Technology, Osijek</i>	5	4	4	2	5	4	8	7	1	1
Prehrambeno-biotehnološki fakultet, Zagreb <i>Faculty of Food Technology and Biotechnology, Zagreb</i>	7	5	15	13	23	16	22	18	18	14
Poljoprivredni fakultet, Osijek <i>Faculty of Agriculture, Osijek</i>	1	-	8	3	8	5	30	10	6	2
Agronomski fakultet, Zagreb <i>Faculty of Agriculture, Zagreb</i>	16	8	15	8	40	22	39	16	21	12
Šumarski fakultet, Zagreb <i>Faculty of Forestry, Zagreb</i>	6	1	8	-	13	5	12	2	13	3
Ekonomski fakultet, Osijek <i>Faculty of Economics, Osijek</i>	6	2	5	1	14	4	46	28	18	4
Ekonomski fakultet, Rijeka <i>Faculty of Economics, Rijeka</i>	6	2	12	10	14	7	9	4	2	-
Ekonomski fakultet, Split <i>Faculty of Economics, Split</i>	6	3	19	9	9	5	32	19	10	9
Ekonomski fakultet, Zagreb <i>Faculty of Economics, Zagreb</i>	9	4	11	6	21	12	24	11	21	14
Sveučilišni odjel ekonomije i turizma Sveučilišta u Puli – Pola <i>University Department of Economics and Tourism, University of Pula – Pola</i>	1	-	2	2	14	5	14	9	1	-
Fakultet za menadžment u turizmu i ugostiteljstvu, Opatija <i>Faculty of Tourism and Hospitality Management, Opatija</i>	2	1	4	3	6	3	-	-	3	-
Fakultet organizacije i informatike, Varaždin <i>Faculty of Organisation and Informatics, Varaždin</i>	6	1	5	3	13	5	-	-	3	1
Pravni fakultet, Osijek <i>Faculty of Law, Osijek</i>	3	3	4	1	2	-	6	4	1	1
Pravni fakultet, Rijeka <i>Faculty of Law, Rijeka</i>	1	1	-	-	1	1	3	2	1	-
Pravni fakultet, Split <i>Faculty of Law, Split</i>	3	1	-	-	5	4	13	7	-	-
Pravni fakultet, Zagreb <i>Faculty of Law, Zagreb</i>	12	11	13	6	40	21	34	20	20	8
Fakultet političkih znanosti, Zagreb <i>Faculty of Political Sciences, Zagreb</i>	4	-	10	2	8	4	29	10	2	1
Filozofski fakultet, Osijek <i>Faculty of Humanities and Social Sciences, Osijek</i>	1	-	4	3	1	1	21	17	8	5
Filozofski fakultet, Rijeka <i>Faculty of Philosophy, Rijeka</i>	7	5	5	4	9	8	9	7	4	3

**3.2. DOKTORI ZNANOSTI PREMA NAZIVU I MJESTU VISOKOG UČILIŠTA NA KOJEM SU STEKLI AKADEMSKI STUPANJ I SPOLU OD 2009. DO 2013.**

*DOCTORS OF SCIENCE, BY NAME AND LOCATION OF INSTITUTION OF HIGHER EDUCATION AT WHICH THEY OBTAINED DOCTOR'S DEGREE AND SEX, 2009 – 2013*

(nastavak)  
(continued)

	2009.		2010.		2011.		2012.		2013.	
	ukupno <i>Total</i>	žene <i>Women</i>	ukupno <i>Total</i>	žene <i>Women</i>	ukupno <i>Total</i>	žene <i>Women</i>	ukupno <i>Total</i>	žene <i>Women</i>	ukupno <i>Total</i>	žene <i>Women</i>
Filozofski fakultet, Split <i>Faculty of Philosophy, Split</i>	-	-	-	-	-	-	-	-	1	-
Filozofski fakultet, Zagreb <i>Faculty of Humanities and Social Sciences, Zagreb</i>	100	55	146	90	157	101	245	167	140	100
Hrvatski studiji, Zagreb <i>Croatian Studies, Zagreb</i>	3	1	10	4	10	6	23	13	14	9
Sveučilišni odjeli Sveučilišta u Zadru <i>University Departments of the University of Zadar</i>	11	2	22	12	25	11	18	14	21	10
Edukacijsko-rehabilitacijski fakultet, Zagreb <i>Faculty of Education and Rehabilitation Sciences, Zagreb</i>	8	6	2	2	7	7	12	8	5	5
Učiteljski fakultet, Zagreb <i>Faculty of Teacher Education, Zagreb</i>	-	-	-	-	-	-	-	-	5	5
Kineziološki fakultet, Split <i>Faculty of Kinesiology, Split</i>	1	-	2	-	10	2	11	5	9	3
Kineziološki fakultet, Zagreb <i>Faculty of Kinesiology, Zagreb</i>	5	2	8	4	14	2	9	4	5	3
Umjetnička akademija, Split <i>Arts Academy, Split</i>	-	-	-	-	-	-	-	-	1	-
Muzička akademija, Zagreb <i>Academy of Music, Zagreb</i>	-	-	-	-	2	2	4	3	-	-
Akademija likovnih umjetnosti, Zagreb <i>Academy of Fine Arts, Zagreb</i>	-	-	-	-	1	-	4	3	4	3
Centar za poslijediplomske studije Sveučilišta u Zagrebu <i>Center for Postgraduate Studies, University of Zagreb</i>	1	1	-	-	2	1	5	5	3	2
Katolički bogoslovni fakultet, Zagreb <i>Catholic Theological Faculty, Zagreb</i>	4	1	2	1	1	1	4	1	8	3
Filozofski fakultet Družbe Isusove, Zagreb <i>Faculty of Philosophy of the Society of Jesus, Zagreb</i>	1	-	4	1	6	4	1	-	-	-

**3.3. DOKTORI ZNANOSTI PREMA SVEUČILIŠTU, NAZIVU I MJESTU VISOKOG UČILIŠTA NA KOJEM SU STEKLI AKADEMSKI STUPANJ TE ZNANSTVENOME I UMJETNIČKOM PODRUČJU DOKTORSKE DISERTACIJE I SPOLU U 2013.**

*DOCTORS OF SCIENCE, BY UNIVERSITY, NAME AND LOCATION OF INSTITUTION OF HIGHER EDUCATION AT WHICH THEY OBTAINED DOCTOR'S DEGREE, BY SCIENTIFIC AND ARTISTIC FIELD OF DOCTORAL DISSERTATION AND SEX, 2013*

	Ukupno Total		Znanstveno i umjetničko područje doktorske disertacije Scientific and artistic field of doctoral dissertation							
	svega All	žene Women	prirodne znanosti Life sciences	tehničke znanosti Engineering	biomedicina i zdravlje Biomedicine and health	biotehničke znanosti Biotechnical sciences	društvene znanosti Social sciences	humanističke znanosti Humanities	umjetničko područje Artistic field	interdiscipli- narna područja Interdiscipli- nary fields
Ukupno Total	830	454	95	153	211	60	179	120	4	8
Sveučilište u Osijeku University of Osijek	111	48	9	20	48	7	19	8	-	-
Sveučilište u Osijeku University of Osijek	11	11	9	1	1	-	-	-	-	-
Građevinski fakultet, Osijek Faculty of Civil Engineering, Osijek	3	2	-	3	-	-	-	-	-	-
Strojarski fakultet, Slavonski Brod Faculty of Mechanical Engineering, Slavonski Brod	2	-	-	2	-	-	-	-	-	-
Elektrotehnički fakultet, Osijek Faculty of Electrical Engineering, Osijek	14	-	-	14	-	-	-	-	-	-
Medicinski fakultet, Osijek Faculty of Medicine, Osijek	47	22	-	-	47	-	-	-	-	-
Prehrambeno-tehnološki fakultet, Osijek Faculty of Food Technology, Osijek	1	1	-	-	-	1	-	-	-	-
Poljoprivredni fakultet, Osijek Faculty of Agriculture, Osijek	6	2	-	-	-	6	-	-	-	-
Ekonomski fakultet, Osijek Faculty of Economics, Osijek	18	4	-	-	-	-	18	-	-	-
Pravni fakultet, Osijek Faculty of Law, Osijek	1	1	-	-	-	-	1	-	-	-
Filozofski fakultet, Osijek Faculty of Humanities and Social Sciences, Osijek	8	5	-	-	-	-	-	8	-	-
Sveučilište u Puli – Pola University of Pula – Pola	1	-	-	-	-	-	1	-	-	-
Sveučilišni odjel ekonomije i turizma Sveučilišta u Puli – Pola University Department of Economics and Tourism, University of Pula – Pola	1	-	-	-	-	-	1	-	-	-
Sveučilište u Rijeci University of Rijeka	33	15	-	9	14	-	6	4	-	-
Građevinski fakultet, Rijeka Faculty of Civil Engineering, Rijeka	2	2	-	2	-	-	-	-	-	-
Tehnički fakultet, Rijeka Faculty of Engineering, Rijeka	4	1	-	4	-	-	-	-	-	-
Pomorski fakultet, Rijeka Faculty of Maritime Studies, Rijeka	3	-	-	3	-	-	-	-	-	-
Medicinski fakultet, Rijeka Faculty of Medicine, Rijeka	14	9	-	-	14	-	-	-	-	-
Ekonomski fakultet, Rijeka Faculty of Economics, Rijeka	2	-	-	-	-	-	2	-	-	-
Fakultet za menadžment u turizmu i ugostiteljstvu, Opatija Faculty of Tourism and Hospitality Management, Opatija	3	-	-	-	-	-	3	-	-	-
Pravni fakultet, Rijeka Faculty of Law, Rijeka	1	-	-	-	-	-	1	-	-	-
Filozofski fakultet, Rijeka Faculty of Philosophy, Rijeka	4	3	-	-	-	-	-	4	-	-

**3.3. DOKTORI ZNANOSTI PREMA SVEUČILIŠTU, NAZIVU I MJESTU VISOKOG UČILIŠTA NA KOJEM SU STEKLI AKADEMSKI STUPANJ TE ZNANSTVENOME I UMJETNIČKOM PODRUČJU DOKTORSKE DISERTACIJE I SPOLU U 2013.**

*DOCTORS OF SCIENCE, BY UNIVERSITY, NAME AND LOCATION OF INSTITUTION OF HIGHER EDUCATION AT WHICH THEY OBTAINED DOCTOR'S DEGREE, BY SCIENTIFIC AND ARTISTIC FIELD OF DOCTORAL DISSERTATION AND SEX, 2013*

(nastavak)  
(continued)

	Ukupno Total		Znanstveno i umjetničko područje doktorske disertacije Scientific and artistic field of doctoral dissertation							interdiscipli- narna područja Interdiscipli- nary fields
	svega All	žene Women	prirodne znanosti Life sciences	tehničke znanosti Engineering	biomedicina i zdravlje Biomedicine and health	biotehničke znanosti Biotechnical sciences	društvene znanosti Social sciences	humanističke znanosti Humanities	umjetničko područje Artistic field	
Sveučilište u Splitu <i>University of Split</i>	83	48	5	23	33	1	19	2	-	-
Prirodoslovno-matematički fakultet, Split <i>Faculty of Science, Split</i>	3	3	2	-	-	1	-	-	-	-
Fakultet građevinarstva, arhitekture i geodezije, Split <i>Faculty of Civil Engineering, Architecture and Geodesy, Split</i>	2	-	-	2	-	-	-	-	-	-
Fakultet elektrotehnike, strojarstva i brodogradnje, Split <i>Faculty of Electrical Engineering, Mechanical Engineering and Naval Architecture, Split</i>	18	5	-	18	-	-	-	-	-	-
Sveučilišni studijski centar za studije mora, Split <i>University Department of Maritime Studies, Split</i>	2	2	2	-	-	-	-	-	-	-
Kemijsko-tehnološki fakultet, Split <i>Faculty of Chemistry and Technology, Split</i>	4	2	1	3	-	-	-	-	-	-
Medicinski fakultet, Split <i>Faculty of Medicine, Split</i>	33	24	-	-	33	-	-	-	-	-
Ekonomski fakultet, Split <i>Faculty of Economics, Split</i>	10	9	-	-	-	-	10	-	-	-
Kineziološki fakultet, Split <i>Faculty of Kinesiology, Split</i>	9	3	-	-	-	-	9	-	-	-
Filozofski fakultet, Split <i>Faculty of Philosophy, Split</i>	1	-	-	-	-	-	-	1	-	-
Umjetnička akademija, Split <i>Arts Academy, Split</i>	1	-	-	-	-	-	-	1	-	-
Sveučilište u Zadru <i>University of Zadar</i>	21	10	-	-	-	-	7	13	-	1
Sveučilišni odjeli Sveučilišta u Zadru <i>University Departments of the University of Zadar</i>	21	10	-	-	-	-	7	13	-	1
Sveučilište u Zagrebu <i>University of Zagreb</i>	581	333	81	101	116	52	127	93	4	7
Prirodoslovno-matematički fakultet, Zagreb <i>Faculty of Science, Zagreb</i>	73	45	71	-	-	-	-	-	-	2
Arhitektonski fakultet, Zagreb <i>Faculty of Architecture, Zagreb</i>	1	-	-	1	-	-	-	-	-	-
Građevinski fakultet, Zagreb <i>Faculty of Civil Engineering, Zagreb</i>	6	4	-	6	-	-	-	-	-	-
Grafički fakultet, Zagreb <i>Faculty of Graphic Arts, Zagreb</i>	1	-	-	1	-	-	-	-	-	-
Geodetski fakultet, Zagreb <i>Faculty of Geodesy, Zagreb</i>	2	1	-	2	-	-	-	-	-	-
Fakultet strojarstva i brodogradnje, Zagreb <i>Faculty of Mechanical Engineering and Naval Architecture, Zagreb</i>	18	5	-	18	-	-	-	-	-	-
Fakultet elektrotehnike i računarstva, Zagreb <i>Faculty of Electrical Engineering and Computing, Zagreb</i>	42	11	-	42	-	-	-	-	-	-

**3.3. DOKTORI ZNANOSTI PREMA SVEUČILIŠTU, NAZIVU I MJESTU VISOKOG UČILIŠTA NA KOJEM SU STEKLI AKADEMSKI STUPANJ TE ZNANSTVENOME I UMJETNIČKOM PODRUČJU DOKTORSKE DISERTACIJE I SPOLU U 2013.**

*DOCTORS OF SCIENCE, BY UNIVERSITY, NAME AND LOCATION OF INSTITUTION OF HIGHER EDUCATION AT WHICH THEY OBTAINED DOCTOR'S DEGREE, BY SCIENTIFIC AND ARTISTIC FIELD OF DOCTORAL DISSERTATION AND SEX, 2013*

(nastavak)  
(continued)

	Ukupno Total		Znanstveno i umjetničko područje doktorske disertacije Scientific and artistic field of doctoral dissertation							
	svega All	žene Women	prirodne znanosti Life sciences	tehničke znanosti Engineering	biomedicina i zdravlje Biomedicine and health	biotehničke znanosti Biotechnical sciences	društvene znanosti Social sciences	humanističke znanosti Humanities	umjetničko područje Artistic field	interdiscipli- narna područja Interdiscipli- nary fields
Fakultet prometnih znanosti, Zagreb <i>Faculty of Transport and Traffic Engineering, Zagreb</i>	12	4	-	12	-	-	-	-	-	-
Rudarsko-geološko-naftni fakultet, Zagreb <i>Faculty of Mining, Geology and Petroleum Engineering, Zagreb</i>	6	1	2	4	-	-	-	-	-	-
Fakultet kemijskog inženjerstva i tehnologije, Zagreb <i>Faculty of Chemical Engineering and Technology, Zagreb</i>	20	14	7	13	-	-	-	-	-	-
Tekstilno-tehnološki fakultet, Zagreb <i>Faculty of Textile Technology, Zagreb</i>	2	2	-	2	-	-	-	-	-	-
Medicinski fakultet, Zagreb <i>Faculty of Medicine, Zagreb</i>	69	36	-	-	69	-	-	-	-	-
Stomatološki fakultet, Zagreb <i>Faculty of Dental Medicine, Zagreb</i>	20	12	-	-	20	-	-	-	-	-
Farmaceutsko-biokemijski fakultet, Zagreb <i>Faculty of Pharmacy and Biochemistry, Zagreb</i>	7	7	-	-	7	-	-	-	-	-
Veterinarski fakultet, Zagreb <i>Faculty of Veterinary Medicine, Zagreb</i>	20	8	-	-	20	-	-	-	-	-
Prehrambeno-biotehnološki fakultet, Zagreb <i>Faculty of Food Technology and Biotechnology, Zagreb</i>	18	14	-	-	-	18	-	-	-	-
Agronomski fakultet, Zagreb <i>Faculty of Agriculture, Zagreb</i>	21	12	-	-	-	21	-	-	-	-
Šumarski fakultet, Zagreb <i>Faculty of Forestry, Zagreb</i>	13	3	-	-	-	13	-	-	-	-
Ekonomski fakultet, Zagreb <i>Faculty of Economics, Zagreb</i>	21	14	-	-	-	-	21	-	-	-
Fakultet organizacije i informatike, Varaždin <i>Faculty of Organisation and Informatics, Varaždin</i>	3	1	-	-	-	-	3	-	-	-
Pravni fakultet, Zagreb <i>Faculty of Law, Zagreb</i>	20	8	-	-	-	-	20	-	-	-
Fakultet političkih znanosti, Zagreb <i>Faculty of Political Sciences, Zagreb</i>	2	1	-	-	-	-	2	-	-	-
Filozofski fakultet, Zagreb <i>Faculty of Humanities and Social Sciences, Zagreb</i>	140	100	-	-	-	-	66	73	-	1
Hrvatski studiji, Zagreb <i>Croatian Studies, Zagreb</i>	14	9	-	-	-	-	-	11	-	3
Edukacijsko-rehabilitacijski fakultet, Zagreb <i>Faculty of Education and Rehabilitation Sciences, Zagreb</i>	5	5	-	-	-	-	5	-	-	-
Kineziološki fakultet, Zagreb <i>Faculty of Kinesiology, Zagreb</i>	5	3	-	-	-	-	5	-	-	-
Učiteljski fakultet, Zagreb <i>Faculty of Teacher Education, Zagreb</i>	5	5	-	-	-	-	5	-	-	-
Akademija likovnih umjetnosti, Zagreb <i>Academy of Fine Arts, Zagreb</i>	4	3	-	-	-	-	-	-	4	-
Katolički bogoslovni fakultet, Zagreb <i>Catholic Theological Faculty, Zagreb</i>	8	3	-	-	-	-	-	8	-	-
Centar za poslijediplomske studije Sveučilišta u Zagrebu <i>Center for Postgraduate Studies of University of Zagreb</i>	3	2	1	-	-	-	-	1	-	1

**3.4. DOKTORI ZNANOSTI PREMA SVEUČILIŠTU, POSTIGNUTOME MAGISTERIJU I DRŽAVI U KOJOJ SU MAGISTRIRALI TE SPOLU U 2013.**  
**DOCTORS OF SCIENCE, BY UNIVERSITY, OBTAINED MASTER'S DEGREE, COUNTRY OF OBTAINING MASTER'S DEGREE AND SEX, 2013**

	Ukupno Total		Sveučilište University											
			Sveučilište u Osijeku University of Osijek		Sveučilište u Puli – Pola University of Pula – Pola		Sveučilište u Rijeci University of Rijeka		Sveučilište u Splitu University of Split		Sveučilište u Zadru University of Zadar		Sveučilište u Zagrebu University of Zagreb	
	svoga All	žene Women	svoga All	žene Women	svoga All	žene Women	svoga All	žene Women	svoga All	žene Women	svoga All	žene Women	svoga All	žene Women
Ukupno Total	830	454	111	48	1	-	33	15	83	48	21	10	581	333
Postignut magisterij Obtained master's degree	154	81	26	7	1	-	9	2	15	9	9	4	94	59
Magistrirali u Republici Hrvatskoj Obtained master's degree in Republic of Croatia	133	71	25	6	1	-	9	2	13	8	9	4	76	51
Magistrirali izvan Republike Hrvatske Obtained master's degree outside Republic of Croatia	21	10	1	1	-	-	-	-	2	1	-	-	18	8
Australija Australia	1	-	-	-	-	-	-	-	-	-	-	-	1	-
Bosna i Hercegovina Bosnia and Herzegovina	3	-	-	-	-	-	-	-	-	-	-	-	3	-
Italija Italy	2	2	-	-	-	-	-	-	-	-	-	-	2	2
Mađarska Hungary	1	1	-	-	-	-	-	-	-	-	-	-	1	1
Njemačka Germany	2	1	1	1	-	-	-	-	-	-	-	-	1	-
Norveška Norway	1	1	-	-	-	-	-	-	-	-	-	-	1	1
Poljska Poland	2	1	-	-	-	-	-	-	-	-	-	-	2	1
Sjedinjene Američke Države United States of America	3	-	-	-	-	-	-	-	-	-	-	-	3	-
Španjolska Spain	1	1	-	-	-	-	-	-	-	-	-	-	1	1
Švicarska Switzerland	2	-	-	-	-	-	-	-	1	-	-	-	1	-
Ujedinjena Kraljevina United Kingdom	3	3	-	-	-	-	-	-	1	1	-	-	2	2
Nije postignut magisterij Not obtained master's degree	676	373	85	41	-	-	24	13	68	39	12	6	487	274

**3.5. DOKTORI ZNANOSTI PREMA ZNANSTVENOME I UMJETNIČKOM PODRUČJU DOKTORSKE DISERTACIJE, GODINAMA ŽIVOTA I SPOLU U 2013.**  
**DOCTORS OF SCIENCE, BY SCIENTIFIC AND ARTISTIC FIELD OF DOCTORAL DISSERTATION, AGE AND SEX, 2013**

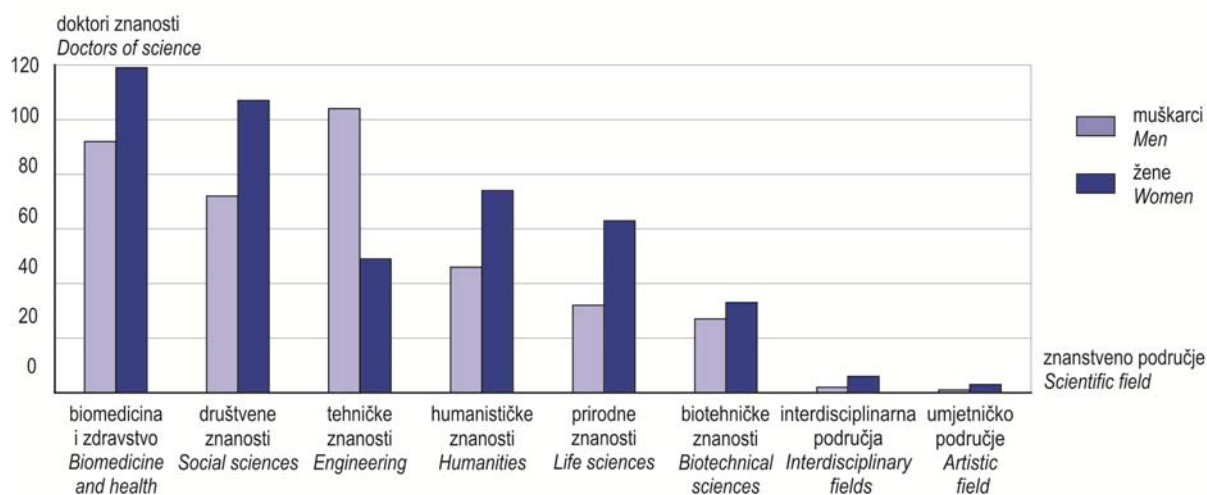
	Ukupno Total			Godine života Age						Total
	svoga All	muškarci Men	žene Women	do 29 Up to 29	30 – 34	35 – 39	40 – 44	45 – 49	50 i više 50 and over	
Ukupno	830	376	454	80	368	156	98	58	70	Total
Prirodne znanosti	95	32	63	14	51	20	6	2	2	Life sciences
Tehničke znanosti	153	104	49	21	84	19	11	14	4	Engineering
Biomedicina i zdravstvo	211	92	119	5	65	46	43	24	28	Biomedicine and health
Biotehničke znanosti	60	27	33	7	32	15	1	4	1	Biotechnical sciences
Društvene znanosti	179	72	107	28	82	27	18	9	15	Social sciences
Humanističke znanosti	120	46	74	5	48	28	17	5	17	Humanities
Umjetničko područje	4	1	3	-	2	-	1	-	1	Artistic field
Interdisciplinarna područja	8	2	6	-	4	1	1	-	2	Interdisciplinary fields

**3.6. DOKTORI ZNANOSTI PREMA DJELATNOSTI U KOJOJ OBAVLJAJU ZANIMANJE, NAČINU PLAĆANJA STJECANJA DOKTORATA I SPOLU U 2013.**

*DOCTORS OF SCIENCE, BY ACTIVITY OF EMPLOYMENT, WAY OF PAYING FOR POSTGRADUATE DOCTORAL STUDY AND SEX, 2013*

	Ukupno Total		Način plaćanja stjecanja doktorata Way of paying for postgraduate doctoral study				
	svega All	žene Women	poslodavac Employer	Ministarstvo znanosti, obrazovanja i sporta Ministry of Science, Education and Sports	kandidat osobno Candidate	ostalo Other	
Ukupno	830	454	329	254	223	24	Total
Zaposleni	807	448	328	254	203	22	Employees
Poljoprivreda, šumarstvo i ribarstvo	7	5	5	-	1	1	Agriculture, forestry and fishing
Rudarstvo i vađenje	2	2	2	-	-	-	Mining and quarrying
Prerađivačka industrija	10	5	6	-	4	-	Manufacturing
Opskrba električnom energijom, plinom, parom i klimatizacija	8	1	1	-	5	2	Electricity, gas, steam and air conditioning supply
Opskrba vodom; uklanjanje otpadnih voda, gospodarenje otpadom te djelatnosti sanacije okoliša	2	1	-	-	2	-	Water supply; sewerage, waste management and remediation activities
Građevinarstvo	1	-	-	-	1	-	Construction
Trgovina na veliko i malo; popravak motornih vozila i motocikla	2	1	-	-	2	-	Wholesale and retail trade; repair of motor vehicles and motorcycles
Prijevoz i skladištenje	1	1	1	-	-	-	Transportation and storage
Informacije i komunikacije	9	2	2	-	4	3	Information and communication
Financijske djelatnosti i djelatnosti osiguranja	2	1	-	-	2	-	Financial and insurance activities
Poslovanje nekretninama, iznajmljivanje i poslovne usluge	1	1	1	-	-	-	Real estate, renting and business activities
Stručne, znanstvene i tehničke djelatnosti	130	69	59	48	21	2	Professional, scientific and technical activities
Administrativne i pomoćne uslužne djelatnosti	3	3	-	-	3	-	Administrative and support service activities
Javna uprava i obrana; obvezno socijalno osiguranje	20	7	6	2	11	1	Public administration and defence; compulsory social security
Obrazovanje	435	259	175	189	62	9	Education
Djelatnosti zdravstvene zaštite i socijalne skrbi	166	86	65	15	82	4	Human health and social work activities
Umjetnost, zabava i rekreacija	3	3	1	-	2	-	Arts, entertainment and recreation
Ostale uslužne djelatnosti	5	1	4	-	1	-	Other service activities
Nezaposleni	23	6	1	-	20	2	Unemployed

**G-8. DOKTORI ZNANOSTI PREMA ZNANSTVENOME I UMJETNIČKOM PODRUČJU DOKTORSKE DISERTACIJE I SPOLU U 2013.**  
*DOCTORS OF SCIENCE, BY SCIENTIFIC AND ARTISTIC FIELD OF DOCTORAL DISSERTATION AND BY SEX, 2013*



**3.7. DOKTORI ZNANOSTI PREMA ŽUPANIJI, GRADU/OPĆINI STALNOG PREBIVALIŠTA I SPOLU U 2013.**  
**DOCTORS OF SCIENCE, BY COUNTY, TOWN/MUNICIPALITY OF USUAL RESIDENCE AND SEX, 2013**

(nastavak)  
(continued)

	Ukupno Total				Ukupno Total		
	svega All	muškarci Men	žene Women		svega All	muškarci Men	žene Women
Ukupno Total	830	376	454	Varaždinska županija County of Varaždin	14	7	7
Republika Hrvatska Republic of Croatia	798	359	439	Gradovi/ Towns			
				Ludbreg	1	1	-
				Novi Marof	3	1	2
				Varaždin	6	4	2
Zagrebačka županija County of Zagreb	18	7	11	Općine/ Municipalities			
Gradovi/ Towns				Jalžabet	1	-	1
Dugo Selo	1	-	1	Petrijanec	1	1	-
Ivanić-Grad	1	-	1	Trnovec	1	-	1
Samobor	3	2	1	Vidovec	1	-	1
Sveti Ivan Zelina	1	1	-	Koprivničko-križevačka županija County of Koprivnica-Križevci	6	4	2
Velika Gorica	5	1	4	Gradovi/ Towns			
Vrbovec	1	-	1	Đurđevac	2	1	1
Zaprešić	4	3	1	Križevci	2	1	1
Općine/ Municipalities				Općine/ Municipalities			
Križ	1	-	1	Molve	1	1	-
Marija Gorica	1	-	1	Podravske Sesvete	1	1	-
Krapinsko-zagorska županija County of Krapina-Zagorje	15	4	11	Bjelovarsko-bilogorska županija County of Bjelovar-Bilogora	8	5	3
Gradovi/ Towns				Gradovi/ Towns			
Krapina	3	-	3	Bjelovar	4	2	2
Zabok	1	1	-	Daruvar	3	2	1
Općine/ Municipalities				Grubišno Polje	1	1	-
Desinić	1	1	-	Primorsko-goranska županija County of Primorje-Gorski kotar	43	19	24
Krapinske Toplice	1	1	-	Gradovi/ Towns			
Kumrovec	1	-	1	Crikvenica	1	-	1
Marija Bistrica	1	-	1	Kastav	2	2	-
Radoboj	1	-	1	Kraljevica	1	1	-
Stubičke Toplice	2	-	2	Opatija	3	1	2
Sveti Križ Začretje	1	-	1	Rijeka	26	10	16
Tuhelj	1	-	1	Općine/ Municipalities			
Zagorska Sela	1	1	-	Čavle	1	-	1
Zlatar-Bistrica	1	-	1	Jelenje	1	-	1
Sisačko-moslavačka županija County of Sisak-Moslavina	7	4	3	Malinska-Dubašnica	1	1	-
Gradovi/ Towns				Matulji	1	-	1
Hrvatska Kostajnica	1	-	1	Vinodolska općina	1	-	1
Popovača	1	1	-	Viškovo	5	4	1
Sisak	4	2	2	Općine/ Municipalities			
Općine/ Municipalities				Jasenovac	1	1	-
Karlovačka županija County of Karlovac	6	2	4	Ličko-senjska županija County of Lika-Senj	3	1	2
Gradovi/ Towns				Gradovi/ Towns			
Karlovac	4	2	2	Gospić	1	1	-
Ogulin	2	-	2	Otočac	1	-	1
				Općina/ Municipality			
				Vrhovine	1	-	1

**3.7. DOKTORI ZNANOSTI PREMA ŽUPANIJI, GRADU/OPĆINI STALNOG PREBIVALIŠTA I SPOLU U 2013.**  
**DOCTORS OF SCIENCE, BY COUNTY, TOWN/MUNICIPALITY OF USUAL RESIDENCE AND SEX, 2013**

(nastavak)  
(continued)

(nastavak)  
(continued)

	Ukupno Total				Ukupno Total		
	svega All	muškarci Men	žene Women		svega All	muškarci Men	žene Women
Virovitičko-podravska županija County of Virovitica-Podravina	3	2	1	Vukovarsko-srijemska županija County of Vukovar-Sirmium	8	6	2
Gradovi/ Towns				Gradovi/ Towns			
Orahovica	1	1	-	Vinkovci	5	4	1
Slatina	1	-	1	Vukovar	1	1	-
Općina/ Municipality				Općine/ Municipalities			
Pitomača	1	1	-	Babina Greda	1	-	1
Požeško-slavonska županija County of Požega-Slavonia	5	5	-	Splitsko-dalmatinska županija County of Split-Dalmatia	118	61	57
Gradovi/ Towns				Gradovi/ Towns			
Pleternica	1	1	-	Hvar	1	-	1
Požega	3	3	-	Imotski	1	-	1
Općina/ Municipality				Kaštela	7	3	4
Velika	1	1	-	Omiš	1	-	1
Brodsko-posavska županija County of Slavonski Brod-Posavina	21	11	10	Sinj	5	4	1
Gradovi/ Towns				Solin	5	5	-
Nova Gradiška	1	-	1	Split	83	40	43
Slavonski Brod	16	8	8	Stari Grad	2	2	-
Općine/ Municipalities				Supetar	2	2	-
Cernik	2	2	-	Trogir	1	-	1
Rešetari	2	1	1	Vrgorac	1	1	-
Zadarska županija County of Zadar	26	7	19	Općine/ Municipalities			
Grad/ Town				Baška Voda	2	2	-
Nin	1	-	1	Klis	1	-	1
Zadar	20	6	14	Milna	3	-	3
Općine/ Municipalities				Okrug	1	-	1
Poličnik	1	-	1	Podstrana	2	2	-
Preko	2	-	2	Istarska županija County of Istria	20	12	8
Starigrad	1	-	1	Gradovi/ Towns			
Vir	1	1	-	Labin	1	1	-
Osječko-baranjska županija County of Osijek-Baranja	90	44	46	Pazin	1	1	-
Gradovi/ Towns				Poreč – Parenzo	1	1	-
Beli Manastir	1	-	1	Pula – Pola	7	4	3
Donji Miholjac	2	2	-	Rovinj – Rovigno	2	1	1
Đakovo	2	2	-	Umag – Umago	1	1	-
Našice	1	1	-	Vodnjan – Dignano	1	-	1
Osijek	77	34	43	Općine/ Municipalities			
Valpovo	1	1	-	Barban	1	-	1
Općine/ Municipalities				Fažana – Fasana	2	1	1
Bilje	1	1	-	Funtana – Fontane	1	1	-
Čeminac	1	-	1	Sveti Petar u Sumi	1	1	-
Petlovac	1	1	-	Svetvinčenat	1	-	1
Semeljci	1	-	1	Dubrovačko-neretvanska županija County of Dubrovnik-Neretva	8	2	6
Strizivojna	1	1	-	Grad/ Town			
Viljevo	1	1	-	Dubrovnik	8	2	6
Šibensko-kninska županija County of Šibenik-Knin	3	1	2	Medimurska županija County of Međimurje	8	3	5
Gradovi/ Towns				Grad/ Town			
Drniš	1	-	1	Cakovec	5	2	3
Šibenik	2	1	1	Općine/ Municipalities			
				Pribislavec	1	1	-
				Sveti Juraj na Bregu	1	-	1
				Strigova	1	-	1
				Grad Zagreb City of Zagreb	368	152	216
				S prebivalištem izvan Republike Hrvatske With residence outside of Republic of Croatia	32	17	15

#### 4. NASTAVNICI I SURADNICI ACADEMIC STAFF

##### 4.1. NASTAVNICI I SURADNICI U NASTAVI PREMA AKADEMSKOM I STRUČNOM NAZIVU I AKADEMSKOM STUPNJU, SPOLU I VRSTI UGOVORA U AKADEMSKOJ GODINI 2013./2014. ACADEMIC STAFF, BY ACADEMIC AND PROFESSIONAL TITLE AND ACADEMIC DEGREE, SEX AND TYPE OF CONTRACT, 2013/2014 ACADEMIC YEAR

		Akademski i stručni naziv i akademski stupanj Academic and professional title and academic degree					
		doktori znanosti Doctors of science		magistri znanosti i magistri/specijalisti Masters of science and masters/specialists		bez akademskog naziva i stupnja Holding no academic title and degree	
		svega All	žene Women	svega All	žene Women	svega All	žene Women
Ukupno Total	svega All FTE <sup>1)</sup> Full-time equivalent <sup>1)</sup>	8 949	3 819	2 768	1 356	5 125	2 910
Zaposleni na temelju ugovora o radu Working on employment contract basis	svega All FTE <sup>1)</sup> Full-time equivalent <sup>1)</sup>	6 415	2 880	1 327	669	2 734	1 527
Angažirani na temelju ugovora o djelu Working on contractual agreement basis	svega All FTE <sup>1)</sup> Full-time equivalent <sup>1)</sup>	2 534	939	1 441	687	2 391	1 383
		765,6	267,6	462,6	220,1	801,3	434,9

1) S obzirom na to da nastavnici i suradnici u nastavi mogu predavati na dva i više visokih učilišta, broj prikazan ekvivalentom pune zaposlenosti/angažiranosti samo približno odgovara stvarnom broju fizičkih osoba. Podaci su dobiveni kao izračun nastavnika i suradnika u nastavi izražen jedinicom pune zaposlenosti/angažiranosti.

1) Since members of academic staff may teach at two and more institutions of higher education, the number presented in full-time equivalent approximately corresponds to the actual number of natural persons. Data were obtained as a calculation of members of academic staff expressed by a full-time unit.

##### 4.2. NASTAVNICI I SURADNICI U NASTAVI PREMA ZVANJU, VRSTI ZAPOSLENOSTI/ANGAŽIRANOSTI I SPOLU U AKADEMSKOJ GODINI 2013./2014. ACADEMIC STAFF, BY UNIVERSITY TITLES, TYPE OF EMPLOYMENT/ENGAGEMENT AND SEX, 2013/2014 ACADEMIC YEAR

	Ukupno Total			Ekvivalent pune zaposlenosti/ angažiranosti, FTE <sup>1)</sup> Full-time equivalent <sup>1)</sup>		Zaposleni na temelju ugovora o radu Working on employment contract basis				Angažirani na temelju ugovora o djelu Working on contractual agreement basis			
						ukupno Total		ekvivalent pune zaposlenosti, FTE <sup>1)</sup> Full-time equivalent <sup>1)</sup>		ukupno Total		ekvivalent pune angažiranosti, FTE <sup>1)</sup> Full-time equivalent <sup>1)</sup>	
	svega All	muškarci Men	žene Women	svega All	žene Women	svega All	žene Women	svega All	žene Women	svega All	žene Women	svega All	žene Women
Ukupno Total	16 842	8 757	8 085	11 987,0	5 786,1	10 476	5 076	9 957,5	4 863,5	6 366	3 009	2 029,5	922,6
Redoviti profesori Full professors	2 762	1 945	817	2 113,7	651,0	1 960	629	1 870,4	600,4	802	188	243,3	50,6
Izvanredni profesori Associate professors	1 862	1 053	809	1 452,6	644,0	1 394	620	1 302,8	585,7	468	189	149,8	58,3
Docenti Assistant professors	2 407	1 262	1 145	1 892,1	923,4	1 806	893	1 701,1	845,5	601	252	191,0	77,9
Profesori visoke škole College professors	422	272	150	236,0	81,9	209	69	171,0	59,4	213	81	65,0	22,5
Viši predavači Senior lecturers	1 100	578	522	818,9	412,4	691	365	665,4	356,4	409	157	153,5	56,0
Predavači Lecturers	1 577	815	762	883,6	449,3	618	331	569,8	314,0	959	431	313,8	135,3

1) S obzirom na to da nastavnici i suradnici u nastavi mogu predavati na dva i više visokih učilišta, broj prikazan ekvivalentom pune zaposlenosti/angažiranosti samo približno odgovara stvarnom broju fizičkih osoba. Podaci su dobiveni kao izračun nastavnika i suradnika u nastavi izražen jedinicom pune zaposlenosti/angažiranosti.

1) Since members of academic staff may teach at two and more institutions of higher education, the number presented in full-time equivalent approximately corresponds to the actual number of natural persons. Data were obtained as a calculation of members of academic staff expressed by a full-time unit.

**4.2. NASTAVNICI I SURADNICI U NASTAVI PREMA ZVANJU, VRSTI ZAPOSLENOSTI/ANGAŽIRANOSTI I SPOLU U AKADEMSKOJ GODINI 2013./2014.**

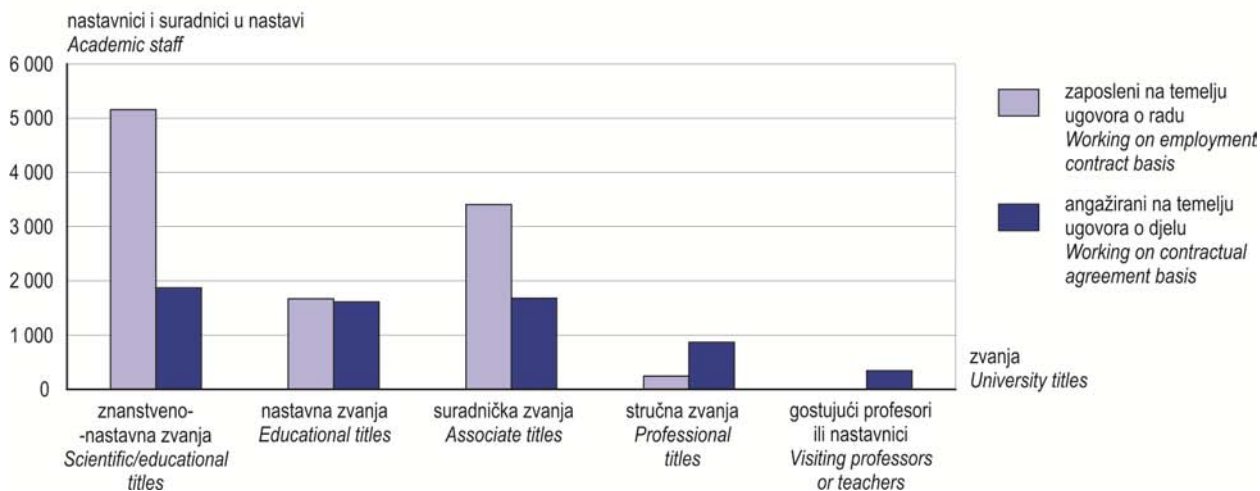
ACADEMIC STAFF, BY UNIVERSITY TITLES, TYPE OF EMPLOYMENT/ENGAGEMENT AND SEX, 2013/2014 ACADEMIC YEAR

(nastavak)  
(continued)

	Ukupno Total			Ekvivalent pune zaposlenosti/ angažiranosti, FTE <sup>1)</sup> Full-time equivalent <sup>1)</sup>		Zaposleni na temelju ugovora o radu Working on employment contract basis				Angažirani na temelju ugovora o djelu Working on contractual agreement basis			
						ukupno Total		ekvivalent pune zaposlenosti, FTE <sup>1)</sup> Full-time equivalent <sup>1)</sup>		ukupno Total		ekvivalent pune angažiranosti, FTE <sup>1)</sup> Full-time equivalent <sup>1)</sup>	
	svega All	muškarci Men	žene Women	svega All	žene Women	svega All	žene Women	svega All	žene Women	svega All	žene Women	svega All	žene Women
Viši lektori Senior language instructors	76	13	63	73,6	62,2	75	63	73,4	62,2	1	-	0,2	-
Lektori Language instructors	58	12	46	50,4	38,9	48	37	48,0	37,0	10	9	2,4	1,9
Viši umjetnički suradnici Senior artistic associates	13	3	10	12,3	9,3	12	9	12,0	9,0	1	1	0,3	0,3
Umjetnički suradnici Artistic associates	31	20	11	21,4	5,6	14	3	14,0	3,0	17	8	7,4	2,6
Viši asistenti Senior assistants	1 232	555	677	1 081,8	593,7	1 068	588	1 030,0	568,3	164	89	51,8	25,4
Asistenti Assistants	3 851	1 639	2 212	2 765,2	1 567,3	2 337	1 340	2 263,0	1 294,6	1 514	872	502,2	272,7
Viši stručni suradnici Senior professional associates	136	55	81	45,6	27,0	27	15	24,7	14,5	109	66	20,9	12,5
Stručni suradnici Professional associates	918	359	559	384,3	232,3	171	86	165,9	85,5	747	473	218,4	146,8
Stručni savjetnici Professional advisers	54	23	31	50,3	29,5	46	28	46,0	28,0	8	3	4,3	1,5
Gostujući profesori ili nastavnici Visiting professors or teachers	343	153	190	105,2	58,3	-	-	-	-	343	190	105,2	58,3

**G-9. NASTAVNICI I SURADNICI U NASTAVI PREMA ZVANJU, ZAPOSLENI NA TEMELJU UGOVORA O RADU I ANGAŽIRANI NA TEMELJU UGOVORA O DJELU U AKADEMSKOJ GODINI 2013./2014.**

ACADEMIC STAFF, BY UNIVERSITY TITLES, WORKING ON EMPLOYMENT CONTRACT AND CONTRACTUAL AGREEMENT BASES, 2013/2014 ACADEMIC YEAR



**4.3. NASTAVNICI I SURADNICI U NASTAVI ZAPOSLENI NA TEMELJU UGOVORA O RADU PREMA VRSTI RADNOG VREMENA I SPOLU TE PREMA SVEUČILIŠTIMA I VRSTAMA VISOKIH UČILIŠTA U AKADEMSKOJ GODINI 2013./2014.**  
**ACADEMIC STAFF WORKING ON EMPLOYMENT CONTRACT BASIS, BY TYPE OF WORKING HOURS AND SEX AND BY UNIVERSITIES AND TYPES OF INSTITUTIONS OF HIGHER EDUCATION, 2013/2014 ACADEMIC YEAR**

	Zaposleni na temelju ugovora o radu Working on employment contract basis										
	ukupno Total				s punim radnim vremenom Full-time		s kraćim od punoga radnog vremena Part-time				
	ukupno Total		ekvivalent pune zaposlenosti, FTE <sup>1)</sup> Full-time equivalent <sup>1)</sup>				ukupno Total		u ekvivalentu pune zaposlenosti, FTE <sup>1)</sup> In full-time equivalent <sup>1)</sup>		
	svoga All	žene Women	svoga All	žene Women	svoga All	žene Women	svoga All	žene Women	svoga All	žene Women	
Visoka učilišta – ukupno	10 476	5 076	9 957,5	4 863,5	9 633	4 739	843	337	324,5	124,5	Institutions of higher education – total
U sastavu sveučilišta	9 296	4 555	8 920,4	4 386,9	8 666	4 281	630	274	254,4	105,9	Universities
Fakulteti	7 761	3 756	7 421,8	3 604,0	7 191	3 509	570	247	230,8	95,0	Faculties
Umjetničke akademije	464	168	460,5	167,0	457	166	7	2	3,5	1,0	Art academies
Odjeli	1 071	631	1 038,1	615,9	1 018	606	53	25	20,1	9,9	Departments
Sveučilište u Dubrovniku	152	83	147,7	81,7	145	81	7	2	2,7	0,7	University of Dubrovnik
Odjeli	152	83	147,7	81,7	145	81	7	2	2,7	0,7	Departments
Sveučilište u Osijeku	1 182	606	1 075,6	556,6	1 021	535	161	71	54,6	21,6	University of Osijek
Fakulteti	991	499	889,0	452,8	838	434	153	65	51,0	18,8	Faculties
Umjetničke akademije	60	28	58,5	27,0	57	26	3	2	1,5	1,0	Art academies
Odjeli	131	79	128,1	76,8	126	75	5	4	2,1	1,8	Departments
Sveučilište u Puli – Pola	166	99	166,0	99,0	166	99	-	-	-	-	University of Pula – Pola
Odjeli	166	99	166,0	99,0	166	99	-	-	-	-	Departments
Sveučilište u Rijeci	1 201	649	1 100,1	605,3	999	562	202	87	101,1	43,3	University of Rijeka
Fakulteti	1 046	566	946,2	522,8	847	480	199	86	99,2	42,8	Faculties
Umjetničke akademije	39	10	39,0	10,0	39	10	-	-	-	-	Art academies
Odjeli	116	73	114,9	72,5	113	72	3	1	1,9	0,5	Departments
Sveučilište u Splitu	1 106	503	1 035,9	476,3	996	462	110	41	39,9	14,3	University of Split
Fakulteti	921	412	857,0	388,7	820	376	101	36	37,0	12,7	Faculties
Umjetničke akademije	87	36	86,5	36,0	86	36	1	-	0,5	-	Art academies
Odjeli	98	55	92,4	51,6	90	50	8	5	2,4	1,6	Departments
Sveučilište u Zadru	408	242	389,0	234,3	378	229	30	13	11,0	5,3	University of Zadar
Odjeli	408	242	389,0	234,3	378	229	30	13	11,0	5,3	Departments
Sveučilište u Zagrebu	5 081	2 373	5 006,1	2 333,7	4 961	2 313	120	60	45,1	20,7	University of Zagreb
Fakulteti	4 803	2 279	4 729,6	2 239,7	4 686	2 219	117	60	43,6	20,7	Faculties
Umjetničke akademije	278	94	276,5	94,0	275	94	3	-	1,5	-	Art academies
Sveučilišta	89	33	75,2	27,0	66	24	23	9	9,2	3,0	Universities
Veleučilišta	642	302	560,3	273,0	530	263	112	39	30,3	10,0	Polytechnics
Visoke škole	438	185	397,1	176,4	368	171	70	14	29,1	5,4	Schools of professional higher education
Fakultet	11	1	4,5	0,2	3	-	8	1	1,5	0,2	Faculty

1) S obzirom na to da nastavnici i suradnici u nastavi mogu predavati na dva i više visokih učilišta, broj prikazan ekvivalentom pune zaposlenosti/angažiranosti samo približno odgovara stvarnom broju fizičkih osoba. Podaci su dobiveni kao izračun nastavnika i suradnika u nastavi izražen jedinicom pune zaposlenosti/angažiranosti.

1) Since members of academic staff may teach at two and more institutions of higher education, the number presented in full-time equivalent approximately corresponds to the actual number of natural persons. Data were obtained as a calculation of members of academic staff expressed by a full-time unit.

**4.4. NASTAVNICI I SURADNICI U NASTAVI ANGAŽIRANI NA TEMELJU UGOVORA O DJELU PREMA VRSTI ANGAŽIRANOSTI I SPOLU  
TE PREMA SVEUČILIŠTIMA I VRSTAMA VISOKIH UČILIŠTA U AKADEMSKOJ GODINI 2013./2014.  
ACADEMIC STAFF WORKING ON CONTRACTUAL AGREEMENT BASIS, BY TYPE OF ENGAGEMENT AND SEX AND  
BY UNIVERSITIES AND TYPES OF INSTITUTIONS OF HIGHER EDUCATION, 2013/2014 ACADEMIC YEAR**

	Angažirani na temelju ugovora o djelu <i>Working on contractual agreement basis</i>										
	ukupno <i>Total</i>				na puno radno vrijeme <i>Full-time</i>		na kraće od punoga radnog vremena <i>Part-time</i>				
	ukupno <i>Total</i>		ekvivalent pune angažiranosti, FTE <sup>1)</sup> <i>Full-time equivalent<sup>1)</sup></i>				ukupno <i>Total</i>		u ekvivalentu pune angažiranosti, FTE <sup>1)</sup> <i>In full-time equivalent<sup>1)</sup></i>		
	svega <i>All</i>	žene <i>Women</i>	svega <i>All</i>	žene <i>Women</i>	svega <i>All</i>	žene <i>Women</i>	svega <i>All</i>	žene <i>Women</i>	svega <i>All</i>	žene <i>Women</i>	
Visoka učilišta – ukupno	6 366	3 009	2 029,5	922,6	213	87	6 153	2 922	1 816,5	835,6	<i>Institutions of higher education – total</i>
U sastavu sveučilišta	3 745	1 877	1 200,8	602,6	94	44	3 651	1 833	1 106,8	558,6	<i>Universities</i>
Fakulteti	2 559	1 249	804,5	404,9	39	21	2 520	1 228	765,5	383,9	<i>Faculties</i>
Umjetničke akademije	310	144	156,1	70,5	41	15	269	129	115,1	55,5	<i>Art academies</i>
Odjeli	876	484	240,2	127,2	14	8	862	476	226,2	119,2	<i>Departments</i>
Sveučilište u Dubrovniku	85	34	17,6	6,9	-	-	85	34	17,6	6,9	<i>University of Dubrovnik</i>
Odjeli	85	34	17,6	6,9	-	-	85	34	17,6	6,9	<i>Departments</i>
Sveučilište u Osijeku	444	213	139,6	66,3	5	2	439	211	134,6	64,3	<i>University of Osijek</i>
Fakulteti	283	127	79,7	34,6	1	-	282	127	78,7	34,6	<i>Faculties</i>
Umjetničke akademije	42	21	18,3	8,5	3	1	39	20	15,3	7,5	<i>Art academies</i>
Odjeli	119	65	41,6	23,2	1	1	118	64	40,6	22,2	<i>Departments</i>
Sveučilište u Puli – Pola	76	42	30,4	16,8	-	-	76	42	30,4	16,8	<i>University of Pula – Pola</i>
Odjeli	76	42	30,4	16,8	-	-	76	42	30,4	16,8	<i>Departments</i>
Sveučilište u Rijeci	451	289	175,2	122,6	15	10	436	279	160,2	112,6	<i>University of Rijeka</i>
Fakulteti	373	237	163,8	114,1	14	9	359	228	149,8	105,1	<i>Faculties</i>
Umjetničke akademije	13	10	6,0	4,9	1	1	12	9	5,0	3,9	<i>Art academies</i>
Odjeli	65	42	5,4	3,6	-	-	65	42	5,4	3,6	<i>Departments</i>
Sveučilište u Splitu	1 178	627	361,7	190,1	25	16	1 153	611	336,7	174,1	<i>University of Split</i>
Fakulteti	567	293	199,4	106,0	12	9	555	284	187,4	97,0	<i>Faculties</i>
Umjetničke akademije	91	41	18,2	8,2	-	-	91	41	18,2	8,2	<i>Art academies</i>
Odjeli	520	293	144,1	75,9	13	7	507	286	131,1	68,9	<i>Departments</i>
Sveučilište u Zadru	11	8	1,1	0,8	-	-	11	8	1,1	0,8	<i>University of Zadar</i>
Odjeli	11	8	1,1	0,8	-	-	11	8	1,1	0,8	<i>Departments</i>
Sveučilište u Zagrebu	1 500	664	475,2	199,1	49	16	1 451	648	426,2	183,1	<i>University of Zagreb</i>
Fakulteti	1 336	592	361,6	150,2	12	3	1 324	589	349,6	147,2	<i>Faculties</i>
Umjetničke akademije	164	72	113,6	48,9	37	13	127	59	76,6	35,9	<i>Art academies</i>
Sveučilišta	95	33	41,7	14,4	18	6	77	27	23,7	8,4	<i>Universities</i>
Veleučilišta	1 736	866	516,9	221,9	32	11	1 704	855	484,9	210,9	<i>Polytechnics</i>
Visoke škole	747	226	251,4	82,5	55	26	692	200	196,4	56,5	<i>Schools of professional higher education</i>
Fakultet	14	4	1,4	0,4	-	-	14	4	1,4	0,4	<i>Faculty</i>
Institut	29	3	17,3	0,8	14	-	15	3	3,3	0,8	<i>Institute</i>

1) S obzirom na to da nastavnici i suradnici u nastavi mogu predavati na dva i više visokih učilišta, broj prikazan ekvivalentom pune zaposlenosti/angažiranosti samo približno odgovara stvarnom broju fizičkih osoba. Podaci su dobiveni kao izračun nastavnika i suradnika u nastavi izražen jedinicom pune zaposlenosti/angažiranosti.

1) *Since members of academic staff may teach at two and more institutions of higher education, the number presented in full-time equivalent approximately corresponds to the actual number of natural persons. Data were obtained as a calculation of members of academic staff expressed by a full-time unit.*

**4.5. NASTAVNICI I SURADNICI U NASTAVI PREMA ZVANJU, AKADEMSKOM I STRUČNOM NAZIVU I AKADEMSKOM STUPNJU, VRSTI RADNOG VREMENA I SPOLU U AKADEMSKOJ GODINI 2013./2014.**  
**ACADEMIC STAFF, BY UNIVERSITY TITLES, ACADEMIC AND PROFESSIONAL TITLE AND ACADEMIC DEGREE, TYPE OF WORKING HOURS AND SEX, 2013/2014 ACADEMIC YEAR**

	Ukupno <i>Total</i>	Akademski i stručni naziv i akademski stupanj <i>Academic and professional title and academic degree</i>			Vrsta radnog vremena <i>Working time</i>		Ekvivalent pune zaposlenosti/ angažiranosti, FTE <sup>1)</sup> <i>Full-time equivalent<sup>1)</sup></i>
		doktori znanosti <i>Doctors of science</i>	magistri znanosti i magistri/specijalisti <i>Masters of science and masters/specialists</i>	bez akademskog naziva i stupnja <i>Holding no academic title and degree</i>	s punim radnim vremenom <i>Full-time</i>	s kraćim od punoga radnog vremena <i>Part-time</i>	
Ukupno <i>Total</i>	16 842	8 949	2 768	5 125	9 846	6 996	11 987,0
muškarci/ <i>Men</i>	8 757	5 130	1 412	2 215	5 020	3 737	6 200,9
žene/ <i>Women</i>	8 085	3 819	1 356	2 910	4 826	3 259	5 786,1
Redoviti profesori <i>Full professors</i>	2 762	2 601	27	134	1 813	949	2 113,7
muškarci/ <i>Men</i>	1 945	1 817	14	114	1 231	714	1 462,7
žene/ <i>Women</i>	817	784	13	20	582	235	651,0
Izvanredni profesori <i>Associate professors</i>	1 862	1 698	31	133	1 261	601	1 452,6
muškarci/ <i>Men</i>	1 053	941	17	95	696	357	808,6
žene/ <i>Women</i>	809	757	14	38	565	244	644,0
Docenti <i>Assistant professors</i>	2 407	2 208	32	167	1 655	752	1 892,1
muškarci/ <i>Men</i>	1 262	1 139	19	104	834	428	968,7
žene/ <i>Women</i>	1 145	1 069	13	63	821	324	923,4
Profesori visoke škole <i>College professors</i>	422	401	15	6	173	249	236,0
muškarci/ <i>Men</i>	272	256	12	4	111	161	154,1
žene/ <i>Women</i>	150	145	3	2	62	88	81,9
Viši predavači <i>Senior lecturers</i>	1 100	288	504	308	668	432	818,9
muškarci/ <i>Men</i>	578	144	298	136	307	271	406,5
žene/ <i>Women</i>	522	144	206	172	361	161	412,4
Predavači <i>Lecturers</i>	1 577	168	688	721	578	999	883,6
muškarci/ <i>Men</i>	815	91	380	344	256	559	434,3
žene/ <i>Women</i>	762	77	308	377	322	440	449,3
Viši lektori <i>Senior language instructors</i>	76	10	20	46	73	3	73,6
muškarci/ <i>Men</i>	13	1	3	9	11	2	11,4
žene/ <i>Women</i>	63	9	17	37	62	1	62,2
Lektori <i>Language instructors</i>	58	2	17	39	48	10	50,4
muškarci/ <i>Men</i>	12	2	1	9	11	1	11,5
žene/ <i>Women</i>	46	-	16	30	37	9	38,9
Viši umjetnički suradnici <i>Senior artistic associates</i>	13	-	6	7	12	1	12,3
muškarci/ <i>Men</i>	3	-	2	1	3	-	3,0
žene/ <i>Women</i>	10	-	4	6	9	1	9,3

1) S obzirom na to da nastavnici i suradnici u nastavi mogu predavati na dva i više visokih učilišta, broj prikazan ekvivalentom pune zaposlenosti/angažiranosti samo približno odgovara stvarnom broju fizičkih osoba. Podaci su dobiveni kao izračun nastavnika i suradnika u nastavi izražen jedinicom pune zaposlenosti/angažiranosti.

1) *Since members of academic staff may teach at two and more institutions of higher education, the number presented in full-time equivalent approximately corresponds to the actual number of natural persons. Data were obtained as a calculation of members of academic staff expressed by a full-time unit.*

**4.5. NASTAVNICI I SURADNICI U NASTAVI PREMA ZVANJU, AKADEMSKOM I STRUČNOM NAZIVU I AKADEMSKOM STUPNJU, VRSTI RADNOG VREMENA I SPOLU U AKADEMSKOJ GODINI 2013./2014.**  
**ACADEMIC STAFF, BY UNIVERSITY TITLES, ACADEMIC AND PROFESSIONAL TITLE AND ACADEMIC DEGREE, TYPE OF WORKING HOURS AND SEX, 2013/2014 ACADEMIC YEAR**

(nastavak)  
(continued)

	Ukupno Total	Akademski i stručni naziv i akademski stupanj Academic and professional title and academic degree			Vrsta radnog vremena Working time		Ekvivalent pune zaposlenosti/ angažiranosti, FTE <sup>1)</sup> Full-time equivalent <sup>1)</sup>
		doktori znanosti Doctors of science	magistri znanosti i magistri/specijalisti Masters of science and masters/specialists	bez akademskog naziva i stupnja Holding no academic title and degree	s punim radnim vremenom Full-time	s kraćim od punoga radnog vremena Part-time	
Umjetnički suradnici Artistic associates	31	-	4	27	16	15	21,4
muškarci/ Men	20	-	3	17	13	7	15,8
žene/ Women	11	-	1	10	3	8	5,6
Viši asistenti Senior assistants	1 232	1 194	26	12	1 011	221	1 081,8
muškarci/ Men	555	537	13	5	453	102	488,1
žene/ Women	677	657	13	7	558	119	593,7
Asistenti Assistants	3 851	220	962	2 669	2 283	1 568	2 765,2
muškarci/ Men	1 639	117	475	1 047	976	663	1 197,9
žene/ Women	2 212	103	487	1 622	1 307	905	1 567,3
Viši stručni suradnici Senior professional associates	136	15	26	95	24	112	45,6
muškarci/ Men	55	6	13	36	10	45	18,6
žene/ Women	81	9	13	59	14	67	27,0
Stručni suradnici Professional associates	918	24	212	682	163	755	384,3
muškarci/ Men	359	10	98	251	77	282	152,0
žene/ Women	559	14	114	431	86	473	232,3
Stručni savjetnici Professional advisers	54	21	19	14	46	8	50,3
muškarci/ Men	23	6	10	7	18	5	20,8
žene/ Women	31	15	9	7	28	3	29,5
Gostujući profesori ili nastavnici Visiting professors or teachers	343	99	179	65	22	321	105,2
muškarci/ Men	153	63	54	36	13	140	46,9
žene/ Women	190	36	125	29	9	181	58,3

**4.6. NASTAVNICI I SURADNICI U NASTAVI PREMA SKUPINAMA, NAZIVU I MJESTU VISOKOG UČILIŠTA, ZVANJU I AKADEMSKOM NAZIVU I STUPNJU U AKADEMSKOJ GODINI 2013./2014.**  
**ACADEMIC STAFF, BY GROUPS, NAME AND LOCATION OF INSTITUTIONS OF HIGHER EDUCATION, UNIVERSITY TITLES AND ACADEMIC TITLE/DEGREE, 2013/2014 ACADEMIC YEAR**

	Nastavnici i suradnici u nastavi <sup>1)</sup> Academic staff <sup>1)</sup>			Zvanja University titles								
	ukupno Total	od toga Out of that		redoviti profesori Full professors	izvanredni profesori Associate professors	docenti Assistant professors	profesori visoke škole College professors	predavači Lecturers	lektori Language instructors	umjetnički suradnici Artistic associates	asistenti Assistants	stručni suradnici/savjetnici/gostujući profesori ili nastavnici Professional associates/advisers/visiting professors or teachers
		doktori znanosti Doctors of science	magistri znanosti i magistri/specijalisti Masters of science and masters/specialists									
Visoka učilišta – ukupno Institutions of higher education – total	16 842	8 949	2 768	2 762	1 862	2 407	422	2 677	134	44	5 083	1 451
Veleučilišta Polytechnics	2 378	740	624	153	77	82	244	972	-	-	744	106
Međimursko veleučilište u Čakovcu Polytechnic of Međimurje in Čakovec	39	7	32	-	-	1	2	22	-	-	1	13
Veleučilište u Gospiću i odjel Polytechnic in Gospić and Department	42	13	11	6	1	-	3	22	-	-	7	3
Veleučilište u Karlovcu Polytechnic in Karlovac	134	54	35	14	5	3	18	69	-	-	25	-
Veleučilište u Kninu Polytechnic in Knin	56	20	22	5	3	3	7	29	-	-	4	5
Veleučilište Hrvatsko zagorje u Krapini Polytechnic Hrvatsko Zagorje in Krapina	55	23	17	8	5	2	5	26	-	-	9	-
Veleučilište u Požezi Polytechnic in Požega	44	20	11	-	-	2	6	35	-	-	1	-
Veleučilište u Rijeci Polytechnic in Rijeka	127	44	33	2	3	1	21	78	-	-	22	-
Veleučilište u Slavonskom Brodu Polytechnic in Slavonski Brod	82	35	7	19	4	-	-	44	-	-	15	-
Veleučilište u Šibeniku i odjel Polytechnic in Šibenik and Department	46	8	17	2	1	1	-	34	-	-	8	-
Veleučilište u Varaždinu Polytechnic in Varaždin	257	61	103	14	5	14	16	78	-	-	129	1
Veleučilište u Velikoj Gorici Polytechnic in Velika Gorica	98	38	25	7	4	3	15	51	-	-	13	5
Veleučilište u Vukovaru i odjel Polytechnic in Vukovar and Department	121	28	11	7	6	2	1	45	-	-	12	48
Tehničko veleučilište u Zagrebu Technical Polytechnic in Zagreb	232	78	88	21	12	6	30	91	-	-	60	12
Zdravstveno veleučilište u Zagrebu University of Applied Health Studies in Zagreb	783	227	34	35	20	30	97	223	-	-	359	19
Veleučilište Vern, Zagreb Polytechnic Vern, Zagreb	262	84	178	13	8	14	23	125	-	-	79	-

1) Ukupan broj nastavnika i suradnika u nastavi nije broj fizičkih osoba jer neki nastavnici i suradnici rade na više visokih učilišta.

1) The total number of academic staff is not the number of natural persons since members of academic staff may teach at two or more institutions of higher education.

**4.6. NASTAVNICI I SURADNICI U NASTAVI PREMA SKUPINAMA, NAZIVU I MJESTU VISOKOG UČILIŠTA, ZVANJU I AKADEMSKOM NAZIVU I STUPNJU U AKADEMSKOJ GODINI 2013./2014.**  
**ACADEMIC STAFF, BY GROUPS, NAME AND LOCATION OF INSTITUTIONS OF HIGHER EDUCATION, UNIVERSITY TITLES AND ACADEMIC TITLE/DEGREE, 2013/2014 ACADEMIC YEAR**

(nastavak)  
(continued)

	Nastavnici i suradnici u nastavi <sup>1)</sup> Academic staff <sup>1)</sup>			Zvanja University titles								
	ukupno Total	od toga Out of that		redoviti profesori Full professors	izvanredni profesori Associate professors	docenti Assistant professors	profesori visoke škole College professors	predavači Lecturers	lektori Language instructors	umjetnički suradnici Artistic associates	asistenti Assistants	stručni suradnici/ savjetnici/ gostujući profesori ili nastavnici Professional associates/ advisers/ visiting professors or teachers
		doktori znanosti Doctors of science	magistri znanosti i magistri/specijalisti Masters of science and masters/specialists									
Visoke škole Schools of professional higher education	1 185	458	511	91	35	51	135	583	6	-	176	108
Visoka tehnička škola, Bjelovar Faculty of Polytechnic, Bjelovar	61	32	27	8	1	4	8	37	-	-	3	-
Visoka tehničko-poslovna škola, Pula – Pola Accredited Technical College – Polytechnic Studies, Pula – Pola	56	21	11	7	2	1	5	23	-	-	-	18
Visoka škola za primijenjeno računalstvo, Zagreb University College for Applied Computer Engineering, Zagreb	82	12	60	1	1	1	3	42	-	-	34	-
Visoka škola za sigurnost, Zagreb School of Professional Higher Education in Safety, Zagreb	37	10	14	1	1	-	8	23	-	-	3	1
Visoko gospodarsko učilište, Križevci School of Professional Higher Education in Agriculture, Križevci	38	20	15	-	-	1	12	23	-	-	1	1
Američka visoka škola za management i tehnologiju, Dubrovnik American College of Management and Technology, Dubrovnik	27	10	17	-	-	-	1	14	-	-	-	12
Visoka poslovna škola, Višnjan Business School, Višnjan	17	7	4	1	-	2	1	13	-	-	-	-
Visoka škola za poslovanje i upravljanje, Zaprješić School of Professional Higher Education for Business and Management, Zaprješić	117	66	51	16	6	15	19	41	-	-	20	-
Zagrebačka škola ekonomije i managementa, Zagreb Zagreb School of Economics and Management, Zagreb	94	50	44	-	-	-	24	60	-	-	7	3
Visoka škola tržišnih komunikacija Agora, Zagreb College of Market Communications Agora, Zagreb	42	12	19	1	1	3	8	27	-	-	-	2
Visoka poslovna škola Libertas, Zagreb Libertas Business College, Zagreb	55	11	16	4	-	-	3	34	-	-	14	-
Visoka škola multimedijskih i komunikacijskih tehnologija TV akademija, Split School of Professional Higher Education for Multimedia and Communication Technologies TV akademija, Split	18	7	-	1	3	2	-	9	-	-	1	2

**4.6. NASTAVNICI I SURADNICI U NASTAVI PREMA SKUPINAMA, NAZIVU I MJESTU VISOKOG UČILIŠTA, ZVANJU I AKADEMSKOM NAZIVU I STUPNJU U AKADEMSKOJ GODINI 2013./2014.**  
**ACADEMIC STAFF, BY GROUPS, NAME AND LOCATION OF INSTITUTIONS OF HIGHER EDUCATION, UNIVERSITY TITLES AND ACADEMIC TITLE/DEGREE, 2013/2014 ACADEMIC YEAR**

(nastavak)  
 (continued)

	Nastavnici i suradnici u nastavi <sup>1)</sup> Academic staff <sup>1)</sup>			Zvanja University titles									
	ukupno Total	od toga Out of that		redoviti profesori Full professors	izvanredni profesori Associate professors	docenti Assistant professors	profesori visoke škole College professors	predavači Lecturers	lektori Language instructors	umjetnički suradnici Artistic associates	asistenti Assistants	stručni suradnici/savjetnici/gostujući profesori ili nastavnici Professional associates/advisers/visiting professors or teachers	
		doktori znanosti Doctors of science	magistri znanosti i magistri/specijalisti Masters of science and masters/specialists										
RRiF Visoka škola za financijski menadžment, Zagreb <i>RRiF School of professional Higher Education for Financial Management, Zagreb</i>	31	13	9	1	1	-	7	17	-	-	-	5	
Međunarodna diplomatska škola za poslovno upravljanje, Zagreb <i>International Graduate Business School, Zagreb</i>	20	17	3	-	-	1	1	-	-	-	-	18	
Visoka škola za informacijske tehnologije, Zagreb <i>School of Professional Higher Education for Information Technologies, Zagreb</i>	65	5	48	1	1	-	1	35	-	-	15	12	
Visoka poslovna škola Zagreb, Zagreb <i>Business School of Professional Higher Education Zagreb, Zagreb</i>	25	10	13	1	2	-	2	17	-	-	3	-	
Visoka poslovna škola Par, Rijeka <i>Business School Par, Rijeka</i>	25	12	13	6	-	1	3	7	1	-	-	7	
Visoka škola za menadžment u turizmu i informatici, Virovitica <i>School of Professional Higher Education for Management in Tourism and Informatics, Virovitica</i>	33	5	20	2	-	1	1	18	-	-	11	-	
Visoka škola za inspeksijski i kadrovski menadžment u pomorstvu, Split <i>College for Inspection and Human Resource Management in Maritime, Split</i>	20	8	6	10	4	-	-	6	-	-	-	-	
Visoka poslovna škola Minerva, Dugopolje <i>Minerva Business College, Dugopolje</i>	24	5	19	2	-	1	-	13	-	-	8	-	
Visoka poslovna škola za ekonomiju, poduzetništvo i upravljanje Zrinski, Zagreb <i>College of Economics, Entrepreneurship and Management Zrinski, Zagreb</i>	24	10	14	1	-	1	4	14	-	-	3	1	
Visoka škola za odnose s javnošću i studij medija Kairos, Zagreb <i>College for Public Relation and Media Studies Kairos, Zagreb</i>	18	6	8	1	1	2	1	8	-	-	5	-	

**4.6. NASTAVNICI I SURADNICI U NASTAVI PREMA SKUPINAMA, NAZIVU I MJESTU VISOKOG UČILIŠTA, ZVANJU I AKADEMSKOM NAZIVU I STUPNJU U AKADEMSKOJ GODINI 2013./2014.**  
**ACADEMIC STAFF, BY GROUPS, NAME AND LOCATION OF INSTITUTIONS OF HIGHER EDUCATION, UNIVERSITY TITLES AND ACADEMIC TITLE/DEGREE, 2013/2014 ACADEMIC YEAR**

(nastavak)  
(continued)

	Nastavnici i suradnici u nastavi <sup>1)</sup> Academic staff <sup>1)</sup>			Zvanja University titles								
	ukupno Total	od toga Out of that		redoviti profesori Full professors	izvanredni profesori Associate professors	docenti Assistant professors	profesori visoke škole College professors	predavači Lecturers	lektori Language instructors	umjetnički suradnici Artistic associates	asistenti Assistants	stručni suradnici/savjetnici/gostujući profesori ili nastavnici Professional associates/advisers/visiting professors or teachers
		doktori znanosti Doctors of science	magistri znanosti i magistri/specijalisti Masters of science and masters/specialists									
Visoka škola za menadžment i dizajn Aspira, Split <i>College of Management and Design Aspira, Split</i>	50	19	8	4	2	6	1	23	-	-	14	-
Visoka škola međunarodnih odnosa i diplomacije, Zagreb <i>University College of International Relations and Diplomacy, Zagreb</i>	40	23	15	8	2	1	7	10	5	-	6	1
Visoka škola za financije i pravo Effectus, Zagreb <i>Effectus, School of Professional Higher Education in Finances and Law, Zagreb</i>	59	14	18	2	-	-	9	32	-	-	16	-
Visoka policijska škola, Zagreb <i>Police Academy, Zagreb</i>	42	21	12	2	1	2	6	30	-	-	1	-
Visoko evanđeosko teološko učilište, Osijek <i>Evangelical Theological Seminary, Osijek</i>	36	12	20	7	3	2	-	7	-	-	9	8
Teološki fakultet Matija Vlačić Ilirik, Zagreb – evangelički <i>Faculty of Theology Matija Vlačić Ilirik, Zagreb – Evangelic</i>	29	20	7	3	3	4	-	-	-	-	2	17
Institut <i>Institute</i>	29	17	10	7	2	5	-	-	-	-	8	7
Filozofsko-teološki institut Družbe Isusove, Zagreb <i>Institute of Philosophy of the Society of Jesus, Zagreb</i>	29	17	10	7	2	5	-	-	-	-	8	7
Sveučilišta – odjeli <i>Universities – departments</i>	1 947	1 083	367	277	207	354	15	254	25	-	563	252
Sveučilišni studijski centar za stručne studije, Split <i>University Department for Professional Studies, Split</i>	142	30	43	6	2	5	9	89	-	-	28	3
Sveučilišni odjeli Sveučilišta u Dubrovniku <i>University Departments of University of Dubrovnik</i>	237	148	27	59	22	40	1	29	-	-	65	21

**4.6. NASTAVNICI I SURADNICI U NASTAVI PREMA SKUPINAMA, NAZIVU I MJESTU VISOKOG UČILIŠTA, ZVANJU I AKADEMSKOM NAZIVU I STUPNJU U AKADEMSKOJ GODINI 2013./2014.**  
**ACADEMIC STAFF, BY GROUPS, NAME AND LOCATION OF INSTITUTIONS OF HIGHER EDUCATION, UNIVERSITY TITLES AND ACADEMIC TITLE/DEGREE, 2013/2014 ACADEMIC YEAR**

(nastavak)  
(continued)

	Nastavnici i suradnici u nastavi <sup>1)</sup> Academic staff <sup>1)</sup>			Zvanja University titles									
	ukupno Total	od toga Out of that		redoviti profesori Full professors	izvanredni profesori Associate professors	docenti Assistant professors	profesori visoke škole College professors	predavači Lecturers	lektori Language instructors	umjetnički suradnici Artistic associates	asistenti Assistants	stručni suradnici/savjetnici/gostujući profesori ili nastavnici Professional associates/advisers/visiting professors or teachers	
		doktori znanosti Doctors of science	magistri znanosti i magistri/specijalisti Masters of science and masters/specialists										
Sveučilišni odjeli Sveučilišta u Zadru <i>University Departments of University of Zadar</i>	393	237	27	38	49	92	2	40	22	-	150	-	
Sveučilište u Zadru – odjel u Gospiću <i>University of Zadar – Department in Gospić</i>	26	12	4	2	-	7	-	7	-	-	6	4	
Sveučilišni studijski centar za studije mora, Split <i>University Center of Marine Studies, Split</i>	55	46	9	18	12	10	-	1	-	-	9	5	
Sveučilišni studijski centar za forenzične znanosti, Split <i>University Study Center of Forensic Sciences, Split</i>	153	85	58	33	14	19	2	13	-	-	42	30	
Sveučilišni odjel zdravstvenih studija, Split <i>University Department of Health Studies, Split</i>	210	48	161	-	2	19	-	14	-	-	17	158	
Međusveučilišni studij mediteranske poljoprivrede, Split <i>Interuniversity Study of Mediterranean Agriculture, Split</i>	58	57	-	22	19	11	-	1	-	-	4	1	
Odjel za biologiju Sveučilišta u Osijeku <i>Department of Biology of University of Osijek</i>	65	42	2	6	8	14	-	3	-	-	28	6	
Odjel za fiziku Sveučilišta u Osijeku <i>Department of Physics of University of Osijek</i>	36	24	3	5	6	7	-	7	-	-	11	-	
Odjel za kemiju Sveučilišta u Osijeku <i>Department of Chemistry of University of Osijek</i>	37	26	1	5	4	13	-	4	-	-	10	1	
Odjel za matematiku Sveučilišta u Osijeku <i>Department of Mathematics of University of Osijek</i>	43	33	-	7	7	12	-	3	-	-	14	-	
Odjel za biotehnologiju Sveučilišta u Rijeci <i>Department of Biotechnology of University of Rijeka</i>	101	71	6	25	12	27	-	2	-	-	22	13	

**4.6. NASTAVNICI I SURADNICI U NASTAVI PREMA SKUPINAMA, NAZIVU I MJESTU VISOKOG UČILIŠTA, ZVANJU I AKADEMSKOM NAZIVU I STUPNJU U AKADEMSKOJ GODINI 2013./2014.**  
**ACADEMIC STAFF, BY GROUPS, NAME AND LOCATION OF INSTITUTIONS OF HIGHER EDUCATION, UNIVERSITY TITLES AND ACADEMIC TITLE/DEGREE, 2013/2014 ACADEMIC YEAR**

(nastavak)  
(continued)

	Nastavnici i suradnici u nastavi <sup>1)</sup> Academic staff <sup>1)</sup>			Zvanja University titles									
	ukupno Total	od toga Out of that		redoviti profesori Full professors	izvanredni profesori Associate professors	docenti Assistant professors	profesori visoke škole College professors	predavači Lecturers	lektori Language instructors	umjetnički suradnici Artistic associates	asistenti Assistants	stručni suradnici/savjetnici/gostujući profesori ili nastavnici Professional associates/advisers/visiting professors or teachers	
		doktori znanosti Doctors of science	magistri znanosti i magistri/specijalisti Masters of science and masters/specialists										
Odjel za informatiku Sveučilišta u Rijeci <i>Department of Informatics of University of Rijeka</i>	24	13	1	4	2	4	-	-	-	-	12	2	
Odjel za fiziku Sveučilišta u Rijeci <i>Department of Physics of University of Rijeka</i>	25	16	2	4	4	4	-	2	-	-	10	1	
Odjel za matematiku Sveučilišta u Rijeci <i>Department of Mathematics of University of Rijeka</i>	31	14	2	1	3	2	-	3	-	-	22	-	
Odjeli Sveučilišta u Puli – Pola <i>Departments of University of Pula – Pola</i>	242	146	21	31	31	53	1	27	3	-	96	-	
Interdisciplinarni studij kulturologije Sveučilišta u Osijeku <i>Interdisciplinary Study of Culturology of University of Osijek</i>	69	35	-	11	10	15	-	9	-	-	17	7	
<b>Fakulteti</b> <i>Faculties</i>	<b>10 345</b>	<b>6 453</b>	<b>1 139</b>	<b>2 058</b>	<b>1 375</b>	<b>1 700</b>	<b>26</b>	<b>761</b>	<b>103</b>	<b>-</b>	<b>3 415</b>	<b>907</b>	
Prirodoslovno-matematički fakultet, Zagreb <i>Faculty of Science, Zagreb</i>	555	416	139	121	79	98	2	20	-	-	200	35	
Prirodoslovno-matematički fakultet, Split <i>Faculty of Science, Split</i>	171	97	74	32	17	27	-	9	-	-	84	2	
Arhitektonski fakultet, Zagreb <i>Faculty of Architecture, Zagreb</i>	95	35	10	23	13	23	-	29	-	-	7	-	
Arhitektonski fakultet, Zagreb – Studij dizajna <i>Faculty of Architecture, Zagreb – Study of Design</i>	10	1	2	5	2	3	-	-	-	-	-	-	
Građevinski fakultet, Osijek <i>Faculty of Civil Engineering, Osijek</i>	74	43	6	10	11	13	-	12	-	-	27	1	
Građevinski fakultet, Rijeka <i>Faculty of Civil Engineering, Rijeka</i>	87	37	12	16	11	5	-	17	-	-	36	2	

**4.6. NASTAVNICI I SURADNICI U NASTAVI PREMA SKUPINAMA, NAZIVU I MJESTU VISOKOG UČILIŠTA, ZVANJU I AKADEMSKOM NAZIVU I STUPNJU U AKADEMSKOJ GODINI 2013./2014.**  
**ACADEMIC STAFF, BY GROUPS, NAME AND LOCATION OF INSTITUTIONS OF HIGHER EDUCATION, UNIVERSITY TITLES AND ACADEMIC TITLE/DEGREE, 2013/2014 ACADEMIC YEAR**

(nastavak)  
(continued)

	Nastavnici i suradnici u nastavi <sup>1)</sup> Academic staff <sup>1)</sup>			Zvanja University titles									
	ukupno Total	od toga Out of that		redoviti profesori Full professors	izvanredni profesori Associate professors	docenti Assistant professors	profesori visoke škole College professors	predavači Lecturers	lektori Language instructors	umjetnički suradnici Artistic associates	asistenti Assistants	stručni suradnici/savjetnici/gostujući profesori ili nastavnici Professional associates/advisers/visiting professors or teachers	
		doktori znanosti Doctors of science	magistri znanosti i magistri/specijalisti Masters of science and masters/specialists										
Građevinski fakultet, Zagreb Faculty of Civil Engineering, Zagreb	133	75	5	33	14	20	-	9	-	-	54	3	
Fakultet građevinarstva, arhitekture i geodezije, Split Faculty of Civil Engineering, Architecture and Geodesy, Split	95	48	6	24	13	13	-	5	-	-	38	2	
Geodetski fakultet, Zagreb Faculty of Geodesy, Zagreb	67	38	6	16	4	8	-	5	-	-	30	4	
Geotehnički fakultet, Varaždin Faculty of Geotechnical Engineering, Varaždin	53	32	5	6	8	16	-	4	-	-	10	9	
Grafički fakultet, Zagreb Faculty of Graphic Arts, Zagreb	67	45	22	7	12	12	-	6	-	-	30	-	
Strojarski fakultet, Slavonski Brod Faculty of Mechanical Engineering, Slavonski Brod	66	41	2	24	6	7	1	2	-	-	23	3	
Fakultet strojarstva i brodogradnje, Zagreb Faculty of Mechanical Engineering and Naval Architecture, Zagreb	319	181	11	74	38	27	-	15	-	-	161	4	
Tehnički fakultet, Rijeka Faculty of Engineering, Rijeka	166	95	15	38	18	17	3	18	-	-	70	2	
Fakultet elektrotehnike, strojarstva i brodogradnje, Split Faculty of Electrical Engineering, Mechanical Engineering and Naval Architecture, Split	145	111	4	39	21	25	-	6	-	-	54	-	
Elektrotehnički fakultet, Osijek, i studiji Faculty of Electrical Engineering, Osijek and Departments	108	61	12	16	13	21	1	20	-	-	30	7	
Fakultet elektrotehnike i računarstva, Zagreb Faculty of Electrical Engineering and Computing, Zagreb	328	245	83	84	53	58	-	1	-	-	118	14	
Fakultet prometnih znanosti, Zagreb Faculty of Transport and Traffic Engineering, Zagreb	159	75	21	23	18	22	-	20	-	-	62	14	
Rudarsko-geološko-naftni fakultet, Zagreb Faculty of Mining, Geology and Petroleum Engineering, Zagreb	103	69	2	29	13	19	-	4	-	-	35	3	

**4.6. NASTAVNICI I SURADNICI U NASTAVI PREMA SKUPINAMA, NAZIVU I MJESTU VISOKOG UČILIŠTA, ZVANJU I AKADEMSKOM NAZIVU I STUPNJU U AKADEMSKOJ GODINI 2013./2014.**  
**ACADEMIC STAFF, BY GROUPS, NAME AND LOCATION OF INSTITUTIONS OF HIGHER EDUCATION, UNIVERSITY TITLES AND ACADEMIC TITLE/DEGREE, 2013/2014 ACADEMIC YEAR**

(nastavak)  
(continued)

	Nastavnici i suradnici u nastavi <sup>1)</sup> Academic staff <sup>1)</sup>			Zvanja University titles									
	ukupno Total	od toga Out of that		redoviti profesori Full professors	izvanredni profesori Associate professors	docenti Assistant professors	profesori visoke škole College professors	predavači Lecturers	lektori Language instructors	umjetnički suradnici Artistic associates	asistenti Assistants	stručni suradnici/savjetnici/gostujući profesori ili nastavnici Professional associates/advisers/visiting professors or teachers	
		doktori znanosti Doctors of science	magistri znanosti i magistri/specijalisti Masters of science and masters/specialists										
Metalurški fakultet, Sisak <i>Faculty of Metallurgy, Sisak</i>	32	25	3	9	4	12	-	3	-	-	2	2	
Fakultet kemijskog inženjerstva i tehnologije, Zagreb <i>Faculty of Chemical Engineering and Technology, Zagreb</i>	144	103	3	35	21	16	-	4	-	-	63	5	
Kemijsko-tehnološki fakultet, Split <i>Faculty of Chemistry and Technology, Split</i>	65	63	1	13	12	12	-	2	-	-	26	-	
Tekstilno-tehnološki fakultet, Zagreb <i>Faculty of Textile Technology, Zagreb</i>	110	60	5	24	11	21	1	7	-	-	40	6	
Tekstilno-tehnološki fakultet, Zagreb – Studijska jedinica u Varaždinu <i>Faculty of Textile Technology, Zagreb – Department in Varaždin</i>	38	20	1	9	2	5	-	4	-	-	13	5	
Pomorski fakultet, Rijeka <i>Faculty of Maritime Studies, Rijeka</i>	104	71	6	23	14	23	2	11	-	-	22	9	
Pomorski fakultet, Split <i>Faculty of Maritime Studies, Split</i>	109	49	11	15	9	17	3	26	-	-	39	-	
Medicinski fakultet, Osijek <i>Faculty of Medicine, Osijek</i>	308	170	18	39	44	51	-	12	-	-	160	2	
Medicinski fakultet, Rijeka <i>Faculty of Medicine, Rijeka</i>	587	319	55	85	59	78	-	53	-	-	190	122	
Medicinski fakultet, Split <i>Faculty of Medicine, Split</i>	331	162	25	39	44	61	-	3	-	-	113	71	
Medicinski fakultet, Zagreb <i>Faculty of Medicine, Zagreb</i>	479	401	6	109	117	84	-	4	-	-	162	3	
Stomatološki fakultet, Zagreb <i>Faculty of Dental Medicine, Zagreb</i>	188	154	13	49	43	38	-	2	-	-	53	3	
Farmaceutsko-biokemijski fakultet, Zagreb <i>Faculty of Pharmacy and Biochemistry, Zagreb</i>	114	89	1	29	25	24	-	2	-	-	34	-	
Veterinarski fakultet, Zagreb <i>Faculty of Veterinary Medicine, Zagreb</i>	179	138	-	49	31	27	-	3	-	-	57	12	
Prehrambeno-tehnološki fakultet, Osijek <i>Faculty of Food Technology, Osijek</i>	78	54	2	12	18	20	1	3	-	-	19	5	

**4.6. NASTAVNICI I SURADNICI U NASTAVI PREMA SKUPINAMA, NAZIVU I MJESTU VISOKOG UČILIŠTA, ZVANJU I AKADEMSKOM NAZIVU I STUPNJU U AKADEMSKOJ GODINI 2013./2014.**  
**ACADEMIC STAFF, BY GROUPS, NAME AND LOCATION OF INSTITUTIONS OF HIGHER EDUCATION, UNIVERSITY TITLES AND ACADEMIC TITLE/DEGREE, 2013/2014 ACADEMIC YEAR**

(nastavak)  
(continued)

	Nastavnici i suradnici u nastavi <sup>1)</sup> Academic staff <sup>1)</sup>			Zvanja University titles									
	ukupno Total	od toga Out of that		redoviti profesori Full professors	izvanredni profesori Associate professors	docenti Assistant professors	profesori visoke škole College professors	predavači Lecturers	lektori Language instructors	umjetnički suradnici Artistic associates	asistenti Assistants	stručni suradnici/ savjetnici/ gostujući profesori ili nastavnici Professional associates/ advisers/ visiting professors or teachers	
		doktori znanosti Doctors of science	magistri znanosti i magistri/ specijalisti Masters of science and masters/ specialists										
Prehrambeno-biotehnoški fakultet, Zagreb <i>Faculty of Food Technology and Biotechnology, Zagreb</i>	217	161	1	48	43	29	-	4	-	-	90	3	
Agronomski fakultet, Zagreb <i>Faculty of Agriculture, Zagreb</i>	257	195	9	67	56	44	-	4	-	-	49	37	
Poljoprivredni fakultet, Osijek, i studij <i>Faculty of Agriculture, Osijek, and Department</i>	203	120	26	60	25	33	1	19	-	-	46	19	
Šumarski fakultet, Zagreb <i>Faculty of Forestry, Zagreb</i>	153	111	42	44	19	20	-	8	-	-	53	9	
Ekonomski fakultet, Osijek <i>Faculty of Economics, Osijek</i>	82	62	16	27	4	25	-	7	-	-	19	-	
Ekonomski fakultet, Rijeka <i>Faculty of Economics, Rijeka</i>	72	50	5	22	9	11	-	4	-	-	26	-	
Ekonomski fakultet, Split <i>Faculty of Economics, Split</i>	113	82	12	26	8	26	-	20	-	-	33	-	
Ekonomski fakultet, Zagreb <i>Faculty of Economics, Zagreb</i>	248	169	42	68	28	25	-	16	-	-	111	-	
Fakultet za menadžment u turizmu i ugostiteljstvu, Opatija <i>Faculty of Tourism and Hospitality Management, Opatija</i>	77	48	6	15	14	15	-	5	-	-	28	-	
Fakultet organizacije i informatike, Varaždin <i>Faculty of Organisation and Informatics, Varaždin</i>	85	44	41	12	11	13	1	6	-	-	42	-	
Pravni fakultet, Osijek <i>Faculty of Law, Osijek</i>	57	38	19	9	8	15	-	4	-	-	21	-	
Pravni fakultet, Rijeka <i>Faculty of Law, Rijeka</i>	58	44	-	15	8	11	-	3	-	-	21	-	
Pravni fakultet, Split <i>Faculty of Law, Split</i>	53	38	15	16	8	8	-	5	-	-	16	-	
Pravni fakultet, Zagreb <i>Faculty of Law, Zagreb</i>	303	159	22	49	22	46	1	12	-	-	72	101	
Fakultet političkih znanosti, Zagreb <i>Faculty of Political Sciences, Zagreb</i>	107	60	-	16	8	25	-	6	1	-	20	31	
Filozofski fakultet, Osijek <i>Faculty of Humanities and Social Sciences, Osijek</i>	175	118	5	21	25	46	-	10	10	-	63	-	
Filozofski fakultet, Rijeka <i>Faculty of Philosophy, Rijeka</i>	202	144	6	45	18	40	-	9	7	-	82	1	
Filozofski fakultet, Split <i>Faculty of Philosophy, Split</i>	278	140	14	49	24	42	2	28	10	-	26	97	

**4.6. NASTAVNICI I SURADNICI U NASTAVI PREMA SKUPINAMA, NAZIVU I MJESTU VISOKOG UČILIŠTA, ZVANJU I AKADEMSKOM NAZIVU I STUPNJU U AKADEMSKOJ GODINI 2013./2014.**  
**ACADEMIC STAFF, BY GROUPS, NAME AND LOCATION OF INSTITUTIONS OF HIGHER EDUCATION, UNIVERSITY TITLES AND ACADEMIC TITLE/DEGREE, 2013/2014 ACADEMIC YEAR**

(nastavak)  
 (continued)

	Nastavnici i suradnici u nastavi <sup>1)</sup> Academic staff <sup>1)</sup>			Zvanja University titles								
	ukupno Total	od toga Out of that		redoviti profesori Full professors	izvanredni profesori Associate professors	docenti Assistant professors	profesori visoke škole College professors	predavači Lecturers	lektori Language instructors	umjetnički suradnici Artistic associates	asistenti Assistants	stručni suradnici/savjetnici/gostujući profesori ili nastavnici Professional associates/advisers/visiting professors or teachers
		doktori znanosti Doctors of science	magistri znanosti i magistri/specijalisti Masters of science and masters/specialists									
Filozofski fakultet, Zagreb <i>Faculty of Humanities and Social Sciences, Zagreb</i>	764	313	125	110	57	88	-	20	70	-	258	161
Hrvatski studiji, Zagreb <i>Croatian Studies, Zagreb</i>	184	143	39	40	30	36	-	21	2	-	55	-
Učiteljski fakultet, Osijek, i studij <i>Faculty of Teacher Education, Osijek, and Department</i>	95	46	6	6	14	13	2	9	1	-	50	-
Učiteljski fakultet, Rijeka <i>Faculty of Teacher Education, Rijeka</i>	42	27	1	4	3	12	1	9	-	-	11	2
Učiteljski fakultet, Zagreb <i>Faculty of Teacher Education, Zagreb</i>	136	65	18	19	12	26	2	55	-	-	10	12
Učiteljski fakultet, Zagreb, Studij u Čakovcu <i>Faculty of Teacher Education, Zagreb, Department in Čakovec</i>	56	20	13	1	4	6	-	38	-	-	7	-
Učiteljski fakultet, Zagreb, Studij u Petrinji <i>Faculty of Teacher Education, Zagreb, Department in Petrinja</i>	41	15	5	1	3	9	-	18	-	-	7	3
Edukacijsko-rehabilitacijski fakultet, Zagreb <i>Faculty of Education and Rehabilitation Sciences, Zagreb</i>	98	82	3	24	20	23	1	6	-	-	21	3
Kineziološki fakultet, Split <i>Faculty of Kinesiology, Split</i>	91	47	-	14	9	18	-	24	-	-	20	6
Kineziološki fakultet, Zagreb <i>Faculty of Kinesiology, Zagreb</i>	153	81	5	21	11	21	-	12	-	-	33	55
Katolički bogoslovni fakultet, Đakovo <i>Catholic Theological Faculty, Đakovo</i>	28	19	8	1	5	8	-	4	-	-	9	1
Katolički bogoslovni fakultet, Zagreb <i>Catholic Theological Faculty, Zagreb</i>	120	93	17	25	29	22	-	15	-	-	29	-
Katolički bogoslovni fakultet, Zagreb – Teologija u Rijeci <i>Catholic Theological Faculty, Zagreb – Theology in Rijeka</i>	24	17	6	4	3	9	-	5	-	-	3	-
Katolički bogoslovni fakultet, Split <i>Catholic Theological Faculty, Split</i>	37	28	9	7	11	4	-	3	-	-	12	-
Filozofski fakultet Družbe Isusove, Zagreb <i>Faculty of Philosophy of the Society of Jesus, Zagreb</i>	44	42	-	13	8	8	-	-	-	-	10	5

**4.6. NASTAVNICI I SURADNICI U NASTAVI PREMA SKUPINAMA, NAZIVU I MJESTU VISOKOG UČILIŠTA, ZVANJU I AKADEMSKOM NAZIVU I STUPNJU U AKADEMSKOJ GODINI 2013./2014.**  
**ACADEMIC STAFF, BY GROUPS, NAME AND LOCATION OF INSTITUTIONS OF HIGHER EDUCATION, UNIVERSITY TITLES AND ACADEMIC TITLE/DEGREE, 2013/2014 ACADEMIC YEAR**

(nastavak)  
(continued)

	Nastavnici i suradnici u nastavi <sup>1)</sup> Academic staff <sup>1)</sup>			Zvanja University titles								
	ukupno Total	od toga Out of that		redoviti profesori Full professors	izvanredni profesori Associate professors	docenti Assistant professors	profesori visoke škole College professors	predavači Lecturers	lektori Language instructors	umjetnički suradnici Artistic associates	asistenti Assistants	stručni suradnici/savjetnici/gostujući profesori ili nastavnici Professional associates/advisers/visiting professors or teachers
		doktori znanosti Doctors of science	magistri znanosti i magistri/specijalisti Masters of science and masters/specialists									
Adventistički teološki fakultet, Maruševec <i>Faculty of Adventist Theology, Maruševec</i>	25	9	16	-	-	-	1	11	2	-	-	11
Umjetničke akademije <i>Art academies</i>	774	84	86	158	151	170	1	92	-	44	129	29
Muzička akademija, Zagreb <i>Academy of Music, Zagreb</i>	197	21	44	58	41	30	-	26	-	22	20	-
Akademija likovnih umjetnosti, Zagreb <i>Academy of Fine Arts, Zagreb</i>	96	10	13	25	28	14	-	5	-	1	19	4
Umjetnička akademija, Osijek <i>Arts Academy, Osijek</i>	102	13	8	7	10	31	-	19	-	8	23	4
Umjetnička akademija, Split <i>Arts Academy, Split</i>	178	15	2	22	29	43	-	32	-	7	24	21
Akademija dramske umjetnosti, Zagreb <i>Academy of Dramatic Arts, Zagreb</i>	149	19	5	35	31	37	1	8	-	2	35	-
Akademija primijenjenih umjetnosti, Rijeka <i>Academy of Applied Arts, Rijeka</i>	52	6	14	11	12	15	-	2	-	4	8	-
Sveučilišta <i>Universities</i>	184	114	31	18	15	45	1	15	-	-	48	42
Međunarodno sveučilište u Dubrovniku <i>Dubrovnik International University</i>	56	36	20	1	2	5	-	-	-	-	6	42
Hrvatsko katoličko sveučilište, Zagreb <i>Croatian Catholic University, Zagreb</i>	59	43	-	7	9	21	-	5	-	-	17	-
Medijsko sveučilište, Koprivnica <i>Media University, Koprivnica</i>	69	35	11	10	4	19	1	10	-	-	25	-

**4.7. NASTAVNICI I SURADNICI U NASTAVI VISOKIH UČILIŠTA PREMA STATUSU USTANOVE, VRSTI RADNOG VREMENA, SPOLU I ZVANJU U AKADEMSKOJ GODINI 2013./2014.**  
**ACADEMIC STAFF, BY STATUS OF INSTITUTION OF HIGHER EDUCATION, WORKING HOURS, SEX AND UNIVERSITY TITLES, 2013/2014 ACADEMIC YEAR**

	Ukupno Total	Zvanja University titles								stručni suradnici/ savjetnici/ gostujući profesori ili nastavnici Professional associates/ advisers/ visiting professors or teachers
		redoviti profesori Full professors	izvanredni profesori Associate professors	docenti Assistant professors	profesori visoke škole College professors	predavači Lecturers	lektori Language instructors	umjetnički suradnici Artistic associates	asistenti Assistants	
Visoka učilišta Institutions of higher education	16 842	2 762	1 862	2 407	422	2 677	134	44	5 083	1 451
muškarci/ Men	8 757	1 945	1 053	1 262	272	1 393	25	23	2 194	590
žene/ Women	8 085	817	809	1 145	150	1 284	109	21	2 889	861
S punim radnim vremenom Full-time	9 846	1 813	1 261	1 655	173	1 246	121	28	3 294	255
muškarci/ Men	5 020	1 231	696	834	111	563	22	16	1 429	118
žene/ Women	4 826	582	565	821	62	683	99	12	1 865	137
S kraćim od punoga radnog vremena Part-time	6 996	949	601	752	249	1 431	13	16	1 789	1 196
muškarci/ Men	3 737	714	357	428	161	830	3	7	765	472
žene/ Women	3 259	235	244	324	88	601	10	9	1 024	724
U ekvivalentu pune zaposlenosti/ angažiranosti In full-time equivalent	2 141,0	300,7	191,6	237,1	63,0	456,5	3,0	5,7	553,0	330,4
muškarci/ Men	1 180,9	231,7	112,6	134,7	43,1	277,8	0,9	2,8	257,0	120,3
žene/ Women	960,1	69,0	79,0	102,4	19,9	178,7	2,1	2,9	296,0	210,1
Javna Public	15 146	2 629	1 796	2 296	261	1 937	126	44	4 771	1 286
muškarci/ Men	7 642	1 829	1 004	1 176	159	941	23	23	2 012	475
žene/ Women	7 504	800	792	1 120	102	996	103	21	2 759	811
S punim radnim vremenom Full-time	9 306	1 803	1 255	1 626	105	962	119	28	3 184	224
muškarci/ Men	4 726	1 223	691	811	70	421	21	16	1 375	98
žene/ Women	4 580	580	564	815	35	541	98	12	1 809	126
S kraćim od punoga radnog vremena Part-time	5 840	826	541	670	156	975	7	16	1 587	1 062
muškarci/ Men	2 916	606	313	365	89	520	2	7	637	377
žene/ Women	2 924	220	228	305	67	455	5	9	950	685
U ekvivalentu pune zaposlenosti/ angažiranosti In full-time equivalent	1 798,6	259,2	171,0	212,6	34,8	308,7	1,9	5,7	507,8	296,9
muškarci/ Men	932,5	193,9	97,3	116,4	20,9	176,0	0,7	2,8	228,5	96,0
žene/ Women	866,1	65,3	73,7	96,2	13,9	132,7	1,2	2,9	279,3	200,9

**4.7. NASTAVNICI I SURADNICI U NASTAVI VISOKIH UČILIŠTA PREMA STATUSU USTANOVE, VRSTI RADNOG VREMENA, SPOLU I ZVANJU U AKADEMSKOJ GODINI 2013./2014.**  
**ACADEMIC STAFF, BY STATUS OF INSTITUTION OF HIGHER EDUCATION, WORKING HOURS, SEX AND UNIVERSITY TITLES, 2013/2014 ACADEMIC YEAR**

(nastavak)  
(continued)

	Ukupno <i>Total</i>	Zvanja <i>University titles</i>								
		redoviti profesori <i>Full professors</i>	izvanredni profesori <i>Associate professors</i>	docenti <i>Assistant professors</i>	profesori visoke škole <i>College professors</i>	predavači <i>Lecturers</i>	lektori <i>Language instructors</i>	umjetnički suradnici <i>Artistic associates</i>	asistenti <i>Assistants</i>	stručni suradnici/savjetnici/gostujući profesori ili nastavnici <i>Professional associates/advisers/visiting professors or teachers</i>
Fakulteti <i>Faculties</i>	10 320	2 058	1 375	1 700	25	750	101	-	3 415	896
muškarci/ <i>Men</i>	5 315	1 412	773	880	15	328	18	-	1 555	334
žene/ <i>Women</i>	5 005	646	602	820	10	422	83	-	1 860	562
S punim radnim vremenom <i>Full-time</i>	7 230	1 578	1 029	1 270	16	402	95	-	2 652	188
muškarci/ <i>Men</i>	3 700	1 058	559	636	11	163	16	-	1 175	82
žene/ <i>Women</i>	3 530	520	470	634	5	239	79	-	1 477	106
S kraćim od punoga radnog vremena <i>Part-time</i>	3 090	480	346	430	9	348	6	-	763	708
muškarci/ <i>Men</i>	1 615	354	214	244	4	165	2	-	380	252
žene/ <i>Women</i>	1 475	126	132	186	5	183	4	-	383	456
U ekvivalentu pune zaposlenosti/ angažiranosti <i>In full-time equivalent</i>	996,3	158,4	110,2	135,0	2,7	105,9	1,5	-	263,6	219,0
muškarci/ <i>Men</i>	517,4	117,2	67,1	73,7	1,3	51,2	0,7	-	136,3	69,9
žene/ <i>Women</i>	478,9	41,2	43,1	61,3	1,4	54,7	0,8	-	127,3	149,1
Umjetničke akademije <i>Art academies</i>	774	158	151	170	1	92	-	44	129	29
muškarci/ <i>Men</i>	462	118	97	96	1	43	-	23	67	17
žene/ <i>Women</i>	312	40	54	74	-	49	-	21	62	12
S punim radnim vremenom <i>Full-time</i>	498	119	122	123	1	33	-	28	65	7
muškarci/ <i>Men</i>	317	91	82	71	1	16	-	16	33	7
žene/ <i>Women</i>	181	28	40	52	-	17	-	12	32	-
S kraćim od punoga radnog vremena <i>Part-time</i>	276	39	29	47	-	59	-	16	64	22
muškarci/ <i>Men</i>	145	27	15	25	-	27	-	7	34	10
žene/ <i>Women</i>	131	12	14	22	-	32	-	9	30	12
U ekvivalentu pune zaposlenosti/ angažiranosti <i>In full-time equivalent</i>	118,6	21,0	15,2	17,2	-	25,4	-	5,7	29,0	5,1
muškarci/ <i>Men</i>	62,1	14,4	6,7	9,3	-	11,2	-	2,8	15,4	2,3
žene/ <i>Women</i>	56,5	6,6	8,5	7,9	-	14,2	-	2,9	13,6	2,8

**4.7. NASTAVNICI I SURADNICI U NASTAVI VISOKIH UČILIŠTA PREMA STATUSU USTANOVE, VRSTI RADNOG VREMENA, SPOLU I ZVANJU U AKADEMSKOJ GODINI 2013./2014.**  
**ACADEMIC STAFF, BY STATUS OF INSTITUTION OF HIGHER EDUCATION, WORKING HOURS, SEX AND UNIVERSITY TITLES, 2013/2014 ACADEMIC YEAR**

(nastavak)  
(continued)

	Ukupno <i>Total</i>	Zvanja <i>University titles</i>								
		redoviti profesori <i>Full professors</i>	izvanredni profesori <i>Associate professors</i>	docenti <i>Assistant professors</i>	profesori visoke škole <i>College professors</i>	predavači <i>Lecturers</i>	lektori <i>Language instructors</i>	umjetnički suradnici <i>Artistic associates</i>	asistenti <i>Assistants</i>	stručni suradnici/savjetnici/gostujući profesori ili nastavnici <i>Professional associates/advisers/visiting professors or teachers</i>
Odjeli <i>Departments</i>	1 947	277	207	354	15	254	25	-	563	252
muškarci/ <i>Men</i>	832	189	92	150	9	120	5	-	196	71
žene/ <i>Women</i>	1 115	88	115	204	6	134	20	-	367	181
S punim radnim vremenom <i>Full-time</i>	1 032	97	98	222	9	158	24	-	396	28
muškarci/ <i>Men</i>	418	65	45	94	4	60	5	-	137	8
žene/ <i>Women</i>	614	32	53	128	5	98	19	-	259	20
S kraćim od punoga radnog vremena <i>Part-time</i>	915	180	109	132	6	96	1	-	167	224
muškarci/ <i>Men</i>	414	124	47	56	5	60	-	-	59	63
žene/ <i>Women</i>	501	56	62	76	1	36	1	-	108	161
U ekvivalentu pune zaposlenosti/ angažiranosti <i>In full-time equivalent</i>	246,3	44,6	27,7	35,8	1,8	30,5	0,4	-	55,2	50,3
muškarci/ <i>Men</i>	117,2	32,5	10,9	14,8	1,2	20,4	-	-	24,1	13,3
žene/ <i>Women</i>	129,1	12,1	16,8	21,0	0,6	10,1	0,4	-	31,1	37,0
Institut <i>Institute</i>	29	7	2	5	-	-	-	-	8	7
muškarci/ <i>Men</i>	26	7	2	5	-	-	-	-	8	4
žene/ <i>Women</i>	3	-	-	-	-	-	-	-	-	3
S punim radnim vremenom <i>Full-time</i>	14	7	2	5	-	-	-	-	-	-
muškarci/ <i>Men</i>	14	7	2	5	-	-	-	-	-	-
žene/ <i>Women</i>	-	-	-	-	-	-	-	-	-	-
S kraćim od punoga radnog vremena <i>Part-time</i>	15	-	-	-	-	-	-	-	8	7
muškarci/ <i>Men</i>	12	-	-	-	-	-	-	-	8	4
žene/ <i>Women</i>	3	-	-	-	-	-	-	-	-	3
U ekvivalentu pune zaposlenosti/ angažiranosti <i>In full-time equivalent</i>	3,3	-	-	-	-	-	-	-	1,2	2,1
muškarci/ <i>Men</i>	2,5	-	-	-	-	-	-	-	1,2	1,3
žene/ <i>Women</i>	0,8	-	-	-	-	-	-	-	-	0,8

**4.7. NASTAVNICI I SURADNICI U NASTAVI VISOKIH UČILIŠTA PREMA STATUSU USTANOVE, VRSTI RADNOG VREMENA, SPOLU I ZVANJU U AKADEMSKOJ GODINI 2013./2014.**  
**ACADEMIC STAFF, BY STATUS OF INSTITUTION OF HIGHER EDUCATION, WORKING HOURS, SEX AND UNIVERSITY TITLES, 2013/2014 ACADEMIC YEAR**

(nastavak)  
(continued)

	Ukupno <i>Total</i>	Zvanja <i>University titles</i>								stručni suradnici/ savjetnici/ gostujući profesori ili nastavnici <i>Professional associates/ advisers/ visiting professors or teachers</i>
		redoviti profesori <i>Full professors</i>	izvanredni profesori <i>Associate professors</i>	docenti <i>Assistant professors</i>	profesori visoke škole <i>College professors</i>	predavači <i>Lecturers</i>	lektori <i>Language instructors</i>	umjetnički suradnici <i>Artistic associates</i>	asistenti <i>Assistants</i>	
Veleučilišta <i>Polytechnics</i>	1 963	125	60	63	201	770	-	-	643	101
muškarci/ <i>Men</i>	946	100	40	43	125	411	-	-	179	48
žene/ <i>Women</i>	1 017	25	20	20	76	359	-	-	464	53
S punim radnim vremenom <i>Full-time</i>	456	2	3	5	61	317	-	-	68	-
muškarci/ <i>Men</i>	235	2	3	5	45	152	-	-	28	-
žene/ <i>Women</i>	221	-	-	-	16	165	-	-	40	-
S kraćim od punoga radnog vremena <i>Part-time</i>	1 507	123	57	58	140	453	-	-	575	101
muškarci/ <i>Men</i>	711	98	37	38	80	259	-	-	151	48
žene/ <i>Women</i>	796	25	20	20	60	194	-	-	424	53
U ekvivalentu pune zaposlenosti/ angažiranosti <i>In full-time equivalent</i>	420,9	34,6	17,9	23,5	30,1	140,4	-	-	154,0	20,4
muškarci/ <i>Men</i>	226,6	29,5	12,6	17,6	18,4	90,3	-	-	49,0	9,2
žene/ <i>Women</i>	194,3	5,1	5,3	5,9	11,7	50,1	-	-	105,0	11,2
Visoke škole <i>Schools of professional higher education</i>	113	4	1	4	19	71	-	-	13	1
muškarci/ <i>Men</i>	165	5	2	6	29	103	-	-	19	1
žene/ <i>Women</i>	52	1	1	2	10	32	-	-	6	-
S punim radnim vremenom <i>Full-time</i>	76	-	1	1	18	52	-	-	3	1
muškarci/ <i>Men</i>	42	-	-	-	9	30	-	-	2	1
žene/ <i>Women</i>	34	-	1	1	9	22	-	-	1	-
S kraćim od punoga radnog vremena <i>Part-time</i>	37	4	-	3	1	19	-	-	10	-
muškarci/ <i>Men</i>	19	3	-	2	-	9	-	-	5	-
žene/ <i>Women</i>	18	1	-	1	1	10	-	-	5	-
U ekvivalentu pune zaposlenosti/ angažiranosti <i>In full-time equivalent</i>	13,2	0,6	-	1,1	0,2	6,5	-	-	4,8	-
muškarci/ <i>Men</i>	6,7	0,3	-	1,0	-	2,9	-	-	2,5	-
žene/ <i>Women</i>	6,5	0,3	-	0,1	0,2	3,6	-	-	2,3	-

**4.7. NASTAVNICI I SURADNICI U NASTAVI VISOKIH UČILIŠTA PREMA STATUSU USTANOVE, VRSTI RADNOG VREMENA, SPOLU I ZVANJU U AKADEMSKOJ GODINI 2013./2014.**  
**ACADEMIC STAFF, BY STATUS OF INSTITUTION OF HIGHER EDUCATION, WORKING HOURS, SEX AND UNIVERSITY TITLES, 2013/2014 ACADEMIC YEAR**

(nastavak)  
(continued)

	Ukupno <i>Total</i>	Zvanja <i>University titles</i>								
		redoviti profesori <i>Full professors</i>	izvanredni profesori <i>Associate professors</i>	docenti <i>Assistant professors</i>	profesori visoke škole <i>College professors</i>	predavači <i>Lecturers</i>	lektori <i>Language instructors</i>	umjetnički suradnici <i>Artistic associates</i>	asistenti <i>Assistants</i>	stručni suradnici/savjetnici/gostujući profesori ili nastavnici <i>Professional associates/advisers/visiting professors or teachers</i>
Privatna <i>Private</i>	1 696	133	66	111	161	740	8	-	312	165
muškarci/ <i>Men</i>	1 115	116	49	86	113	452	2	-	182	115
žene/ <i>Women</i>	581	17	17	25	48	288	6	-	130	50
S punim radnim vremenom <i>Full-time</i>	540	10	6	29	68	284	2	-	110	31
muškarci/ <i>Men</i>	294	8	5	23	41	142	1	-	54	20
žene/ <i>Women</i>	246	2	1	6	27	142	1	-	56	11
S kraćim od punoga radnog vremena <i>Part-time</i>	1 156	123	60	82	93	456	6	-	202	134
muškarci/ <i>Men</i>	821	108	44	63	72	310	1	-	128	95
žene/ <i>Women</i>	335	15	16	19	21	146	5	-	74	39
U ekvivalentu pune zaposlenosti/ angažiranosti <i>In full-time equivalent</i>	342,4	41,5	20,6	24,5	28,2	147,8	1,1	-	45,2	33,5
muškarci/ <i>Men</i>	248,4	37,8	15,3	18,3	22,2	101,8	0,2	-	28,5	24,3
žene/ <i>Women</i>	94,0	3,7	5,3	6,2	6,0	46,0	0,9	-	16,7	9,2
Sveučilišta <i>Universities</i>	184	18	15	45	1	15	-	-	48	42
muškarci/ <i>Men</i>	118	11	10	33	-	9	-	-	25	30
žene/ <i>Women</i>	66	7	5	12	1	6	-	-	23	12
S punim radnim vremenom <i>Full-time</i>	84	4	4	24	1	4	-	-	37	10
muškarci/ <i>Men</i>	54	2	4	20	-	1	-	-	20	7
žene/ <i>Women</i>	30	2	-	4	1	3	-	-	17	3
S kraćim od punoga radnog vremena <i>Part-time</i>	100	14	11	21	-	11	-	-	11	32
muškarci/ <i>Men</i>	64	9	6	13	-	8	-	-	5	23
žene/ <i>Women</i>	36	5	5	8	-	3	-	-	6	9
U ekvivalentu pune zaposlenosti/ angažiranosti <i>In full-time equivalent</i>	32,9	4,4	4,0	6,0	-	4,1	-	-	4,8	9,6
muškarci/ <i>Men</i>	21,5	3,0	2,2	3,9	-	3,0	-	-	2,5	6,9
žene/ <i>Women</i>	11,4	1,4	1,8	2,1	-	1,1	-	-	2,3	2,7

**4.7. NASTAVNICI I SURADNICI U NASTAVI VISOKIH UČILIŠTA PREMA STATUSU USTANOVE, VRSTI RADNOG VREMENA, SPOLU I ZVANJU U AKADEMSKOJ GODINI 2013./2014.**  
**ACADEMIC STAFF, BY STATUS OF INSTITUTION OF HIGHER EDUCATION, WORKING HOURS, SEX AND UNIVERSITY TITLES, 2013/2014 ACADEMIC YEAR**

(nastavak)  
(continued)

	Ukupno <i>Total</i>	Zvanja <i>University titles</i>								
		redoviti profesori <i>Full professors</i>	izvanredni profesori <i>Associate professors</i>	docenti <i>Assistant professors</i>	profesori visoke škole <i>College professors</i>	predavači <i>Lecturers</i>	lektori <i>Language instructors</i>	umjetnički suradnici <i>Artistic associates</i>	asistenti <i>Assistants</i>	stručni suradnici/savjetnici/gostujući profesori ili nastavnici <i>Professional associates/advisers/visiting professors or teachers</i>
Fakultet <i>Faculty</i>	25	-	-	-	1	11	2	-	-	11
muškarci/ <i>Men</i>	20	-	-	-	1	9	1	-	-	9
žene/ <i>Women</i>	5	-	-	-	-	2	1	-	-	2
S punim radnim vremenom <i>Full-time</i>	3	-	-	-	-	3	-	-	-	-
muškarci/ <i>Men</i>	3	-	-	-	-	3	-	-	-	-
žene/ <i>Women</i>	-	-	-	-	-	-	-	-	-	-
S kraćim od punoga radnog vremena <i>Part-time</i>	22	-	-	-	1	8	2	-	-	11
muškarci/ <i>Men</i>	17	-	-	-	1	6	1	-	-	9
žene/ <i>Women</i>	5	-	-	-	-	2	1	-	-	2
U ekvivalentu pune zaposlenosti/ angažiranosti <i>In full-time equivalent</i>	2,9	-	-	-	0,3	1,1	0,4	-	-	1,1
muškarci/ <i>Men</i>	2,3	-	-	-	0,3	0,9	0,2	-	-	0,9
žene/ <i>Women</i>	0,6	-	-	-	-	0,2	0,2	-	-	0,2
Veleučilišta <i>Polytechnics</i>	415	28	17	19	43	202	-	-	101	5
muškarci/ <i>Men</i>	264	26	13	15	30	119	-	-	58	3
žene/ <i>Women</i>	151	2	4	4	13	83	-	-	43	2
S punim radnim vremenom <i>Full-time</i>	106	2	-	1	14	66	-	-	21	2
muškarci/ <i>Men</i>	53	2	-	1	9	31	-	-	10	-
žene/ <i>Women</i>	53	-	-	-	5	35	-	-	11	2
S kraćim od punoga radnog vremena <i>Part-time</i>	309	26	17	18	29	136	-	-	80	3
muškarci/ <i>Men</i>	211	24	13	14	21	88	-	-	48	3
žene/ <i>Women</i>	98	2	4	4	8	48	-	-	32	-
U ekvivalentu pune zaposlenosti/ angažiranosti <i>In full-time equivalent</i>	94,3	9,8	5,7	4,1	8,9	48,2	-	-	16,7	0,9
muškarci/ <i>Men</i>	67,7	9,4	4,9	3,2	6,9	32,7	-	-	9,7	0,9
žene/ <i>Women</i>	26,6	0,4	0,8	0,9	2,0	15,5	-	-	7,0	-

**4.7. NASTAVNICI I SURADNICI U NASTAVI VISOKIH UČILIŠTA PREMA STATUSU USTANOVE, VRSTI RADNOG VREMENA, SPOLU I ZVANJU U AKADEMSKOJ GODINI 2013./2014.**  
**ACADEMIC STAFF, BY STATUS OF INSTITUTION OF HIGHER EDUCATION, WORKING HOURS, SEX AND UNIVERSITY TITLES, 2013/2014 ACADEMIC YEAR**

(nastavak)  
(continued)

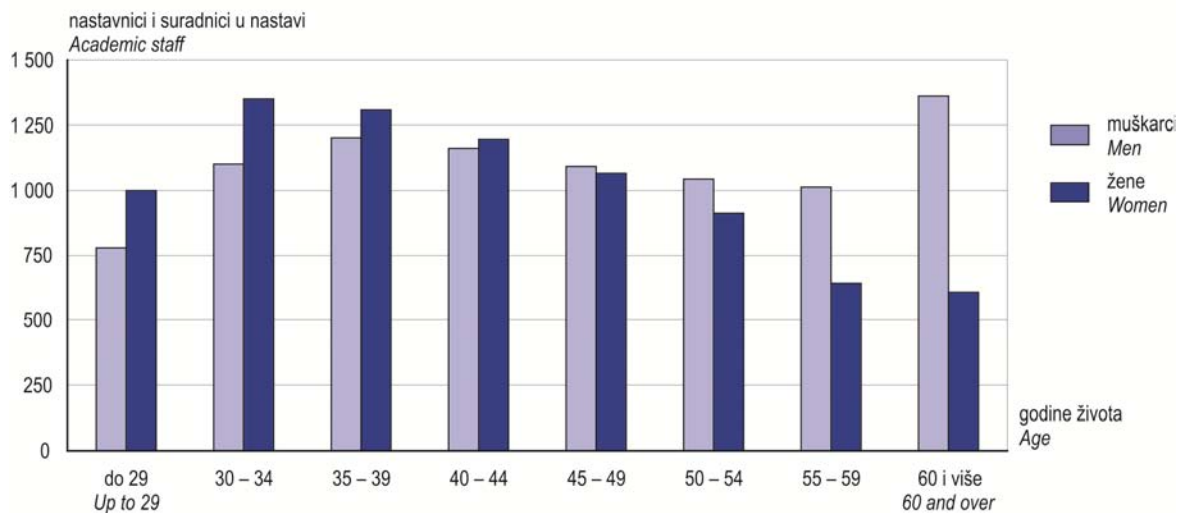
	Ukupno <i>Total</i>	Zvanja <i>University titles</i>								
		redoviti profesori <i>Full professors</i>	izvanredni profesori <i>Associate professors</i>	docenti <i>Assistant professors</i>	profesori visoke škole <i>College professors</i>	predavači <i>Lecturers</i>	lektori <i>Language instructors</i>	umjetnički suradnici <i>Artistic associates</i>	asistenti <i>Assistants</i>	stručni suradnici/savjetnici/gostujući profesori ili nastavnici <i>Professional associates/advisers/visiting professors or teachers</i>
Visoke škole <i>Schools of professional higher education</i>	1 072	87	34	47	116	512	6	-	163	107
muškarci/ <i>Men</i>	713	79	26	38	82	315	1	-	99	73
žene/ <i>Women</i>	359	8	8	9	34	197	5	-	64	34
S punim radnim vremenom <i>Full-time</i>	347	4	2	4	53	211	2	-	52	19
muškarci/ <i>Men</i>	184	4	1	2	32	107	1	-	24	13
žene/ <i>Women</i>	163	-	1	2	21	104	1	-	28	6
S kraćim od punoga radnog vremena <i>Part-time</i>	725	83	32	43	63	301	4	-	111	88
muškarci/ <i>Men</i>	529	75	25	36	50	208	-	-	75	60
žene/ <i>Women</i>	196	8	7	7	13	93	4	-	36	28
U ekvivalentu pune zaposlenosti/ angažiranosti <i>In full-time equivalent</i>	212,3	27,3	10,9	14,4	19,0	94,4	0,7	-	23,7	21,9
muškarci/ <i>Men</i>	156,9	25,4	8,2	11,2	15,0	65,2	-	-	16,3	15,6
žene/ <i>Women</i>	55,4	1,9	2,7	3,2	4,0	29,2	0,7	-	7,4	6,3

**4.8. NASTAVNICI I SURADNICI U NASTAVI VISOKIH UČILIŠTA PREMA SPOLU I DOBNIM SKUPINAMA U AKADEMSKOJ GODINI 2013./2014.**

*ACADEMIC STAFF AT INSTITUTIONS OF HIGHER EDUCATION, BY SEX AND AGE GROUPS, 2013/2014 ACADEMIC YEAR*

	Ukupno <i>Total</i>	Dobne skupine <i>Age groups</i>									
		manje od 25 <i>Up to 25</i>	25 – 29	30 – 34	35 – 39	40 – 44	45 – 49	50 – 54	55 – 59	60 – 64	65 i više <i>65 and over</i>
Ukupno <i>Total</i>	16 842	157	1 622	2 452	2 511	2 359	2 159	1 957	1 656	1 300	669
Muškarci <i>Men</i>	8 757	70	709	1 102	1 203	1 162	1 093	1 044	1 013	842	519
Žene <i>Women</i>	8 085	87	913	1 350	1 308	1 197	1 066	913	643	458	150

**G-10. NASTAVNICI I SURADNICI U NASTAVI PREMA GODINAMA ŽIVOTA I SPOLU U AKADEMSKOJ GODINI 2013./2014.**  
*ACADEMIC STAFF, BY AGE AND SEX, 2013/2014 ACADEMIC YEAR*





## OBJAVLJENE PUBLIKACIJE IZ PODRUČJA STATISTIKE VISOKOG OBRAZOVANJA

### I. STATISTIČKA IZVJEŠĆA

- \*32. Prihodi i rashodi škola I, II, III. stupnja 1966. godine u SR Hrvatskoj
- \*67. Studenti 1969 – 1970
- \*71. Razvoj školstva 1959. – 1969.
- \*90. Studenti 1970/71.
- \*111. Studenti iz SR Hrvatske prema općini stalnog boravka
- \*120. Studenti 1971/72.
- \*159. Studenti 1972/73.
- \*182. Studenti 1973/74.
- \*213. Studenti 1974/75.
- \*252. Studenti 1975/76.
- \*253. Studenti iz SR Hrvatske prema općini stalnog boravka
- \*291. Studenti 1976/77.
- \*332. Studenti 1977/78.
- \*367. Studenti 1978/79.
- \*405. Studenti 1979/80.
- \*444. Studenti 1980/81.
- \*455. Studenti iz SR Hrvatske prema općini stalnog boravka (1961/62 – 1981/82)
- \*481. Studenti 1981/82.
- \*519. Studenti 1982/83.
- \*558. Studenti 1983/84.
- \*595. Studenti 1984/85.
- \*630. Studenti školske godine 1985/86.
- \*667. Studenti iz SR Hrvatske prema općini stalnog boravka 1985/86.
- \*669. Studenti školske godine 1986/87.
- \*715. Visoko školstvo 1987.
- \*716. Studenti školske godine 1987/88.
- \*747. Visoko školstvo 1988.
- \*756. Studenti školske godine 1988/89.
- \*768. Nastavno osoblje visokoškolskih organizacija 1987/88.
- \*790. Visoko školstvo 1989.
- \*798. Studenti školske godine 1989/90.
- \*828. Visoko školstvo 1990.
- \*834. Studenti školske godine 1990/91.
- \*866. Visoko školstvo 1991.
- \*871. Studenti školske godine 1991/92.
- \*914. Visoko školstvo 1992.
- \*920. Studenti školske godine 1992/93.
- \*947. Visoko školstvo 1993.
- \*952. Studenti školske godine 1993/94.
- \*974. Visoko školstvo 1994.
- \*985. Studenti školske godine 1994/95.
- \*1003. Visoko školstvo 1995.
- \*1010. Studenti školske godine 1995/96.
- \*1036. Visoko školstvo u 1996.
- \*1037. Studenti u školskoj godini 1996/97.
- \*1062. Visoko obrazovanje u 1997.
- \*1063. Studenti u školskoj godini 1997/98.
- \*1085. Visoko obrazovanje u 1998.
- \*1086. Studenti u školskoj godini 1998/99.
- \*1111. Visoko obrazovanje u 1999.
- \*1112. Studenti u školskoj godini 1999/2000.
- \*1142. Visoko obrazovanje u 2000.

\* Rasprodano

## RELEASED PUBLICATIONS ON HIGHER EDUCATION STATISTICS

### I. STATISTICAL REPORTS

- \*32 *Revenues and Expenditure of 1<sup>st</sup>, 2<sup>nd</sup> and 3<sup>rd</sup> Level Schools in SR Croatia, 1966*
- \*67 *Students, 1969/1970*
- \*71 *Development of Education, 1959 – 1969*
- \*90 *Students, 1970/1971*
- \*111 *Students from SR Croatia by Municipality of Residence*
- \*120 *Students, 1971/1972*
- \*159 *Students, 1972/1973*
- \*182 *Students, 1973/1974*
- \*213 *Students, 1974/1975*
- \*252 *Students, 1975/1976*
- \*253 *Students from SR Croatia by Municipality of Residence*
- \*291 *Students, 1976/1977*
- \*332 *Students, 1977/1978*
- \*367 *Students, 1978/1979*
- \*405 *Students, 1979/1980*
- \*444 *Students, 1980/1981*
- \*455 *Students from SR Croatia by Municipality of Residence, (1961/1962 – 1981/1982)*
- \*481 *Students, 1981/1982*
- \*519 *Students, 1982/1983*
- \*558 *Students, 1983/1984*
- \*595 *Students, 1984/1985*
- \*630 *Students, 1985/1986 School Year*
- \*667 *Students from SR Croatia by Municipality of Residence, 1985/1986*
- \*669 *Students, 1986/1987 School Year*
- \*715 *Higher Education, 1987*
- \*716 *Students, 1987/1988 School Year*
- \*747 *Higher Education, 1988*
- \*756 *Students, 1988/1989 School Year*
- \*768 *Academic Staff in Organisations of Higher Education, 1987/1988*
- \*790 *Higher Education, 1989*
- \*798 *Students, 1989/1990 School Year*
- \*828 *Higher Education, 1990*
- \*834 *Students, 1990/1991 School Year*
- \*866 *Higher Education, 1991*
- \*871 *Students, 1991/1992 School Year*
- \*914 *Higher Education, 1992*
- \*920 *Students, 1992/1993 School Year*
- \*947 *Higher Education, 1993*
- \*952 *Students, 1993/1994 School Year*
- \*974 *Higher Education, 1994*
- \*985 *Students, 1994/1995 School Year*
- \*1003 *Higher Education, 1995*
- \*1010 *Students, 1995/1996 School Year*
- \*1036 *Higher Education, 1996*
- \*1037 *Students, 1996/1997 School Year*
- \*1062 *Higher Education, 1997*
- \*1063 *Students, 1997/1998 School Year*
- \*1085 *Higher Education, 1998*
- \*1086 *Students, 1998/1999 School Year*
- \*1111 *Higher Education, 1999*
- \*1112 *Students, 1999/2000 School Year*
- \*1142 *Higher Education, 2000*

\* Sold out

## I. STATISTIČKA IZVJEŠĆA

(nastavak)

- \*1143. Studenti u školskoj godini 2000./2001.
- \*1172. Visoko obrazovanje u 2001.
- \*1173. Studenti u školskoj godini 2001./2002.
- \*1205. Visoko obrazovanje u 2002.
- \*1206. Studenti u školskoj godini 2002./2003.
- \*1239. Visoko obrazovanje u 2003.
- \*1240. Studenti u školskoj godini 2003./2004.
- \*1271. Visoko obrazovanje u 2004.
- \*1272. Studenti u akademskoj godini 2004./2005.
- \*1303. Visoko obrazovanje u 2005.
- \*1304. Studenti u akademskoj godini 2005./2006.
- \*1332. Visoko obrazovanje u 2006.
- 1333. Studenti u akademskoj godini 2006./2007.
- \*1360. Visoko obrazovanje u 2007.
- \*1361. Studenti u akademskoj godini 2007./2008.
- 1387. Visoko obrazovanje u 2008.
- 1388. Studenti u akademskoj godini 2008./2009.
- 1415. Visoko obrazovanje u 2009.
- 1416. Studenti u akademskoj godini 2009./2010.
- 1444. Visoko obrazovanje u 2010.
- 1445. Studenti u akademskoj godini 2010./2011.
- 1472. Visoko obrazovanje u 2011.
- 1473. Studenti u akademskoj godini 2011./2012.
- 1498. Visoko obrazovanje u 2012.
- 1499. Studenti u akademskoj godini 2012./2013.

## II. STUDIJE I ANALIZE

- \*2. Dr. Zora Steinman  
Visoko školstvo u NR Hrvatskoj
- \*3. Dr. Zora Steinman  
Stvarno trajanje studija na fakultetima u NR Hrvatskoj
- \*21. Dr. Zora Steinman  
Razvoj redovnog školovanja u SR Hrvatskoj  
od šk. god. 1947/48. – 1962/63.
- \*24. Stojanka Ivković  
Stvarno trajanje studija na školama trećeg stupnja  
u SR Hrvatskoj 1956. – 1963.
- \*25. Dr. Zora Steinman  
Školovanje školskog i mlađeg radnog kontingenta  
stanovništva u SR Hrvatskoj 1952. – 1966.
- \*29. Dr. Zora Steinman - Stojanka Ivković  
Trajanje studija i tokovi školovanja studenata u školama  
III. stupnja u SR Hrvatskoj, razdoblje 1960 – 1967. god.
- \*38. Dr. Zora Steinman  
Metode projekcije završavanja školovanja

## III. METODOLOŠKE UPUTE

- \*40. Nacionalna standardna klasifikacija obrazovanja (NSKO)
- 56. Polja obrazovanja i usavršavanja – Priručnik  
(prijevod)

## IV. IZVANREDNA IZDANJA

Međunarodna standardna klasifikacija obrazovanja  
ISCED 1997.

## I. STATISTICAL REPORTS

(continued)

- \*1143 Students, 2000/2001 School Year
- \*1172 Higher Education, 2001
- \*1173 Students, 2001/2002 School Year
- \*1205 Higher Education, 2002
- \*1206 Students, 2002/2003 School Year
- \*1239 Higher Education, 2003
- \*1240 Students, 2003/2004 School Year
- \*1271 Higher Education, 2004
- \*1272 Students, 2004/2005 Academic Year
- \*1303 Higher Education, 2005
- \*1304 Students, 2005/2006 Academic Year
- \*1332 Higher Education, 2006
- 1333 Students, 2006/2007 Academic Year
- \*1360 Higher Education, 2007
- \*1361 Students, 2007/2008 Academic Year
- 1387 Higher Education, 2008
- 1388 Students, 2008/2009 Academic Year
- 1415 Higher Education, 2009
- 1416 Students, 2009/2010 Academic Year
- 1444 Higher Education, 2010
- 1445 Students, 2010/2011 Academic Year
- 1472 Higher Education, 2011
- 1473 Students, 2011/2012 Academic Year
- 1498 Higher Education, 2012
- 1499 Students, 2012/2013 Academic Year

## II. STUDIES AND ANALYSES

- \*2 Zora Steinman, DSc  
Higher Education in NR Croatia
- \*3 Zora Steinman, DSc  
Actual Duration of Study at Universities in NR Croatia
- \*21 Zora Steinman, DSc  
Regular Education Development in SR Croatia,  
School Years 1947/1948 – 1962/1963
- \*24 Stojanka Ivković  
Actual Study Duration at Third Level Schools in  
SR Croatia, 1956 – 1963
- \*25 Zora Steinman, DSc  
Education of School and Younger Working Population  
in SR Croatia, 1952 – 1966
- \*29 Zora Steinman, DSc – Stojanka Ivković  
Study Duration and Education Flows of Third Level  
School Students in SR Croatia, 1960 – 1967
- \*38 Zora Steinman, DSc  
Projection Methods of Completing of Education

## III. METHODOLOGICAL GUIDELINES

- \*40 National Standard Classification of Education (NSKO)
- 56 Eurostat Manual: "Fields of Education and Training"  
(translation)

## IV. SPECIAL EDITIONS

International Standard Classification of Education,  
ISCED 1997